



**TIMES
SCHOOL SURVEY
2019**
Ranked No. 1
as school leaders in Greater
Noida by the Times of India
Survey 2019



**PRAGYAN
SCHOOL**

WEEKLY CIRCULAR PRIMARY

17th JANUARY 2025
(CIR/PS/16/2024-25)

NURSERY

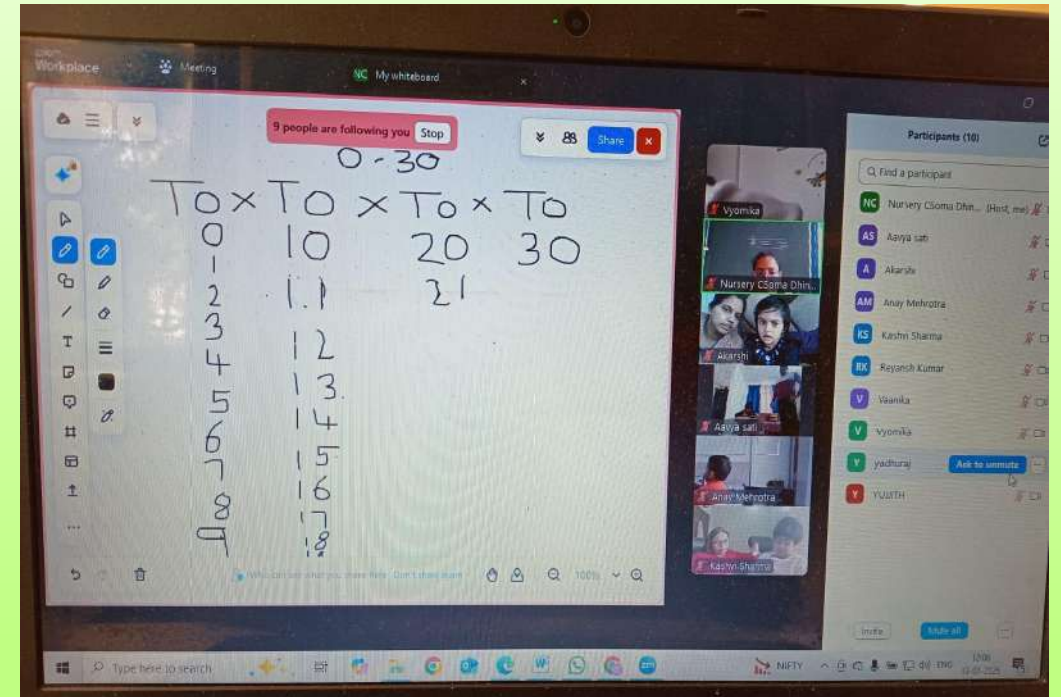


ENGLISH

Children practiced tracing letters A-Z in their workbook and enjoyed the Jolly phonics song of letters. They also enjoyed the story, "The Grateful Sparrow" and tried to interpret it in their own words.

MATHS

Number 30 was introduced to the children this week, where they did oral counting from 0-30 and also practiced sequence writing of 0-30 in their notebook.



HINDI

Revision of Vyanjan was done with the students with the help of pictures. They also tried identifying the things related to the vyanjan in their surroundings.



GENERAL AWARENESS

Children participated in class discussion on different community helpers and their role in our lives. They also enjoyed colouring the worksheets related to the topic. An activity was also conducted with the students, Family tree where they enjoyed pasting pictures of their family members in their worksheet.



DANCE

This week nursery students learned dance steps on "I Am So Happy", mastering happy expressions and movements. They showcased enthusiasm and confidence in their dance performance, spreading joy and happiness.




CLASS ASSEMBLY

Nursery students hosted an assembly on the theme 'Animals', speaking confidently about domestic, wild, and water animals. They recited related rhymes, spoke a few lines on animals and participated in an engaging show-and-tell activity.



KINDERGARTEN

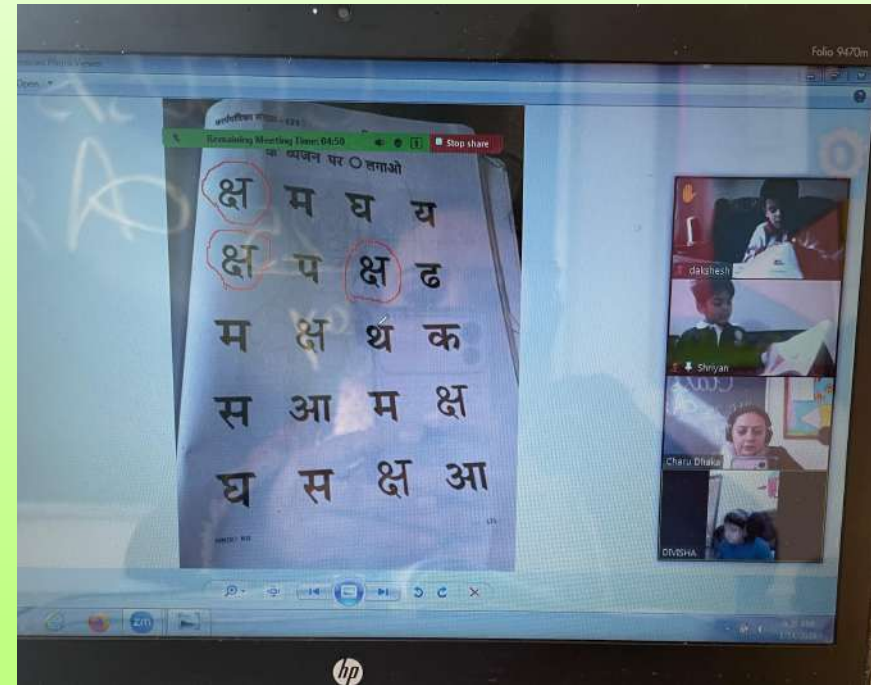
ENGLISH



During the week, students learned the basics of reading and practiced their skills by reading words. This activity helped them improve their reading comprehension while adding a creative and enjoyable element to their learning process.

HINDI

This week, students were introduced to the vyanjan "क्ष". Through engaging activities, storytelling, and colorful worksheets, the young learners discovered how to recognize, pronounce, and write "क्ष".



GENERAL AWARENESS

This week, students learned about the parts of a plant. The students thoroughly enjoyed the activity of exploring more about plants. They also enthusiastically drew plants in their notebooks and carefully labeled the different parts, showcasing their understanding and creativity. Such hands-on learning experiences not only made the lesson engaging but also helped reinforce their knowledge in a fun and interactive way.



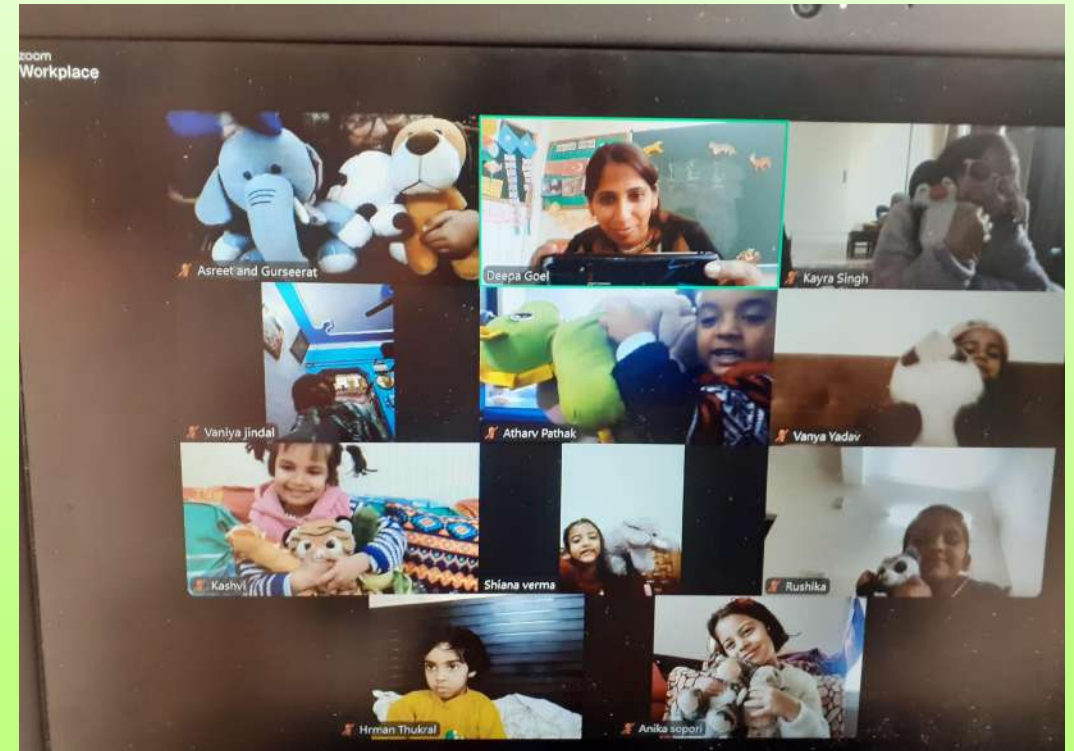
HANDS ON ACTIVITY (KG)

Students actively participated in revising how to form three-letter words using flashcards as part of their reading practice. This engaging activity was conducted to enhance their word-building skills and strengthen their reading abilities in a fun and interactive way.



CLASS ASSEMBLY

Students delivered their lines on the theme of animals during their class assembly. They recited rhymes and stories. Such activities play a vital role in shaping students' personalities, enhancing their confidence, and encouraging creativity.





MATHS

During the week the students had practiced addition with carry over. They were able to solve carry over sums independently, and are now aware about the place values. They enjoyed a lot while doing number line in their maths workbook.

GENERAL AWARENESS

This week students were introduced to the concept of clothes, their uses, and the importance of dressing appropriately for different occasions and weather. It helped them learn about traditional and modern attire, names of different clothes (shirt, pants, dress, etc.) to enhance their vocabulary. Related terms like warm clothes, raincoat, or seasonal wear, were also introduced to build their vocabulary. They are also introduced to plants, parts of plants and types of plant. We had done a nature walk to observe the plants more closely.



INTER CLASS ACTIVITY

As part of Inter class activity, students of Nursery, Kindergarten and Upper Kindergarten participated in Origami on 15th January, 2025. They crafted tulips and created a vibrant scene. Kindergarteners and students of Upper Kindergarten created a water scene with fishes, whales and boats through origami and by using colour they made grass and water waves. Prior practice and guidance given by the teacher helped them showcase neatness, imagination, and creativity. Best entries will soon be awarded with the certificate of merit.



HANDS ON ACTIVITY (UKG)

This week students learned how to watch time. They learned about the hands of the clock - minute and hour hand. They were able to put the hour and minute hands on the clock as per the time instructed.



CLASS ASSEMBLY

Students spoke confidently on the theme of animals during their class assembly. They explained different types of animals according to the characteristics and habitat. They also spoke about herbivores, carnivores and omnivores with examples. These initiatives also inspire them to explore their potential and foster teamwork, enriching their overall learning experience.





Learning comprehension focuses on helping young learners understand and interpret short texts, stories, or passages. This week students of class I were engaged in comprehension activities. They learnt to recall key points such as characters, settings, and events, which boosts their memory and helps with retention.





ENVIRONMENTAL SCIENCE

This week, the students of Class 1 explored the chapter: Animals from their textbook, engaged in related worksheets, and completed the notebook activities based on the topic. Additionally, students enthusiastically participated in an exciting origami activity, where they created animal figures and wrote a few lines about their creations. It was a fun and educational experience that enhanced their understanding and sparked their creativity.





Clocks are important tools used for telling time and help us plan our day. They also make life easier and help us organize our schedule for the day. Children in class 1 learnt the concept of clock this week. Children drew clocks in their notebooks and did worksheets based on them.





हिन्दी

कक्षा 1 के विद्यार्थियों ने इस सप्ताह हिंदी की बाराखड़ी का अभ्यास किया। इस अभ्यास से विद्यार्थियों को व्यंजनों की पहचान और सही उच्चारण में मदद मिलती है। इस सप्ताह के अंत में विद्यार्थियों ने रचनात्मक लेखन की गतिविधि में भाग लिया।

The screenshot shows a Google Meet interface. At the top, there are links for sharing the meeting and a 'Stop sharing' button. Below that, the presenter's name 'Priyanka Yadav (You, presenting)' and 'Presentation audio' status are visible. The main content area displays a slide with the date '13-01-25' and the title 'तवर्ग मात्रा खड़ी अभ्यास'. The slide lists the following characters: त-, थ-, द-, ध-, न-. To the right of the slide is a grid of video thumbnails for participants: Sankalp, bharat durgia, Monika Sharma, Nandini Singh, Pransh Rastogi, Vihaan Sharma, Vasant Kumar, 6 others, and Priyanka Yadav. At the bottom, there is a control bar with icons for microphone, video, chat, and other meeting functions. The time '1:12 PM' and the meeting name 'Pragyan class 1D' are shown in the bottom left corner.



हिन्दी

जनवरी माह के द्वितीय सप्ताह में विद्यार्थियों ने माह की कविता गणतंत्र दिवस का सस्वर गायन किया। क्रियात्मक कार्य बच्चों का रूझान कक्षा में बनाए रखते हैं, इस बात को ध्यान में रखते हुए वर्षा ऋतु पर आधारित गतिविधि करवाई गई जिसमें विद्यार्थियों ने बहुत ही उत्साह के साथ रूई, कागज़ और रंगों की सहायता से एक पोस्टर की रचना की और चित्र से संबंधित कुछ पंक्तियाँ भी कक्षा के सम्मुख प्रस्तुत की। व्याकरण में बच्चों ने अनेक शब्दों के लिए एक शब्द पर आधारित वीडियो देखा और खेल विधि द्वारा हमारे सहयोगियों जैसे- किसान, चिकित्सक, माली आदि के नाम भी बताए।

अनेक शब्दों का एक शब्द, है भाषा की शान।
सार शब्दों में समेटे, बने व्याकरण की पहचान।






Regular revision is very important for young learners, as it helps them retain concepts more effectively and builds a strong foundation for future learning. The children of class 2 revisited the concept of pronouns, reinforcing their understanding of how nouns can be replaced by pronouns. They also completed a class assignment based on this concept to strengthen their learning. This activity not only deepened their understanding of pronouns but also enhanced their confidence in applying the concept in sentences.





The students of class 2 revised the chapter "Plants" during their EVS class. They learned about plants, their types, the different parts of plants, the uses of plants, and the parts of plants that are consumed as food. The class also worked on worksheets related to the chapter, which included application-based questions that helped reinforce the knowledge they gained from the lesson.





This week in Grade 2, students explored the invention of money and the barter system, learning how money replaced direct exchanges of goods and services. They worked on worksheets involving story-based questions that focused on addition and subtraction of money, strengthening their problem-solving skills. Additionally, the children practiced creating combinations of different currency notes and coins, building their confidence in handling and calculating money. In a thinking routine activity, students discussed the importance of money in their lives, helping them understand its role in everyday transactions. It was an engaging and educational week, helping students develop essential math skills for real-life situations.

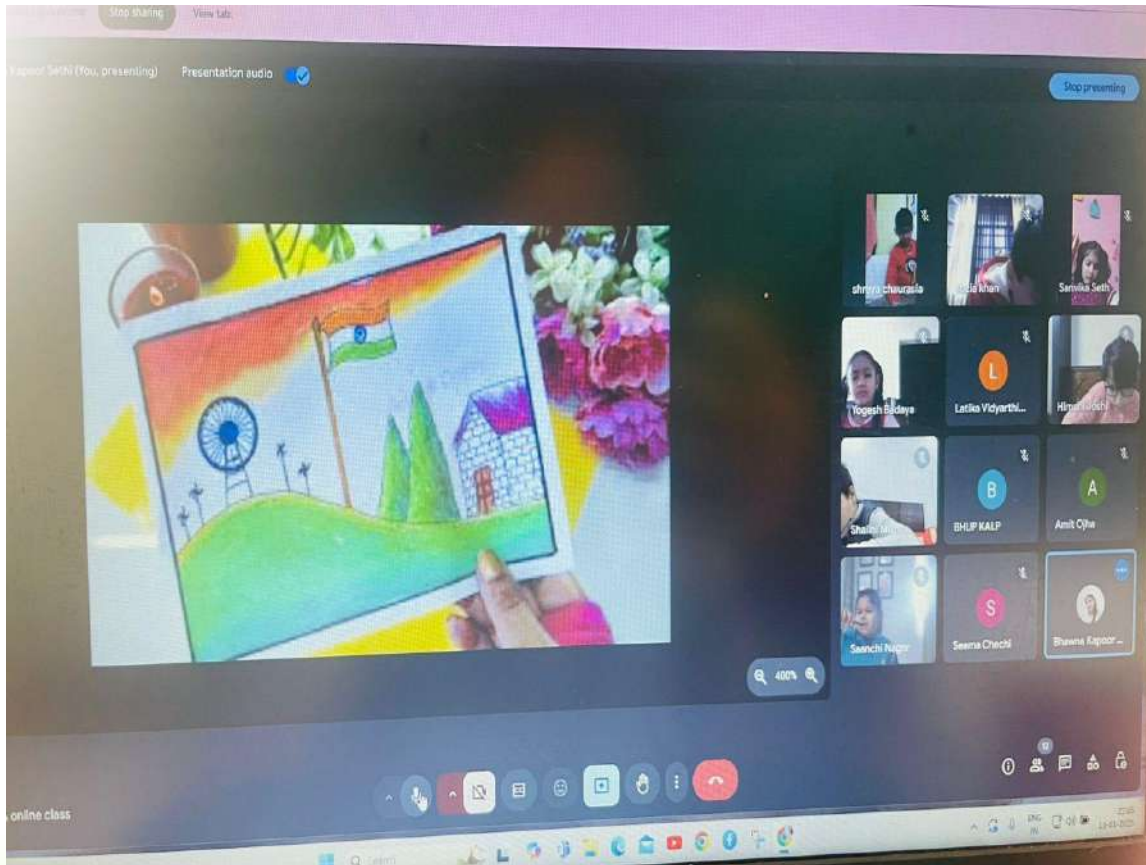


INSTRUMENTAL MUSIC (1&2)

Learning to play musical instruments at an early age is highly beneficial for children. It not only enhances their concentration but also fosters creativity and self-expression. Engaging in such musical activities helps develop discipline, patience, and perseverance, all of which contribute to their holistic growth. This week, students were taught to play the first stanza of the song "Hum Honge Kamyab" on the keyboard. They also learned how to play it rhythmically, maintaining proper timing and coordination. Through this activity, students not only improved their keyboard-playing skills but also deepened their appreciation for music and rhythm.



ART & CRAFT (1&2)



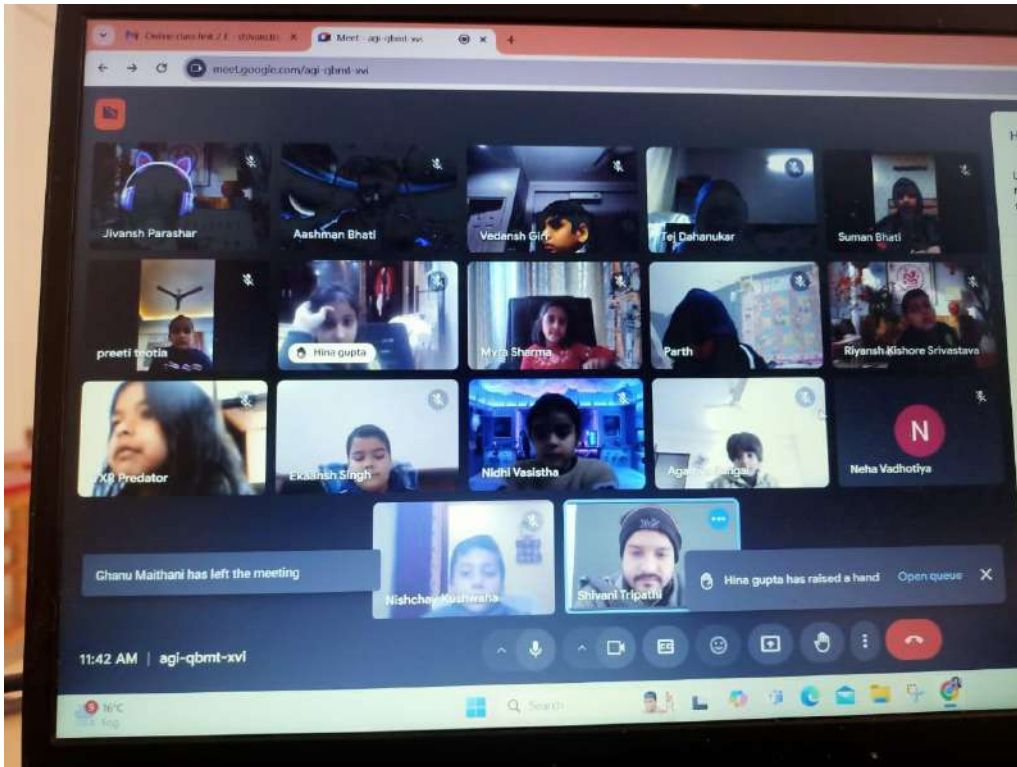
This week, Grade 1 and 2 students were taught about poster making, where they learned about the key elements of creating a poster, such as using bold colors, clear text, and effective visuals to convey a message. The children were excited to explore their creativity and plan their designs, which would help them express ideas in a fun and artistic way.

MATIFIC (1&2)

“Maths is fun”, students of classes 1&2 practiced mathematical concepts through the technological platform Matific within the school. They were allotted a few activities during their Maths class based on Time and Problem Based addition



VOCAL MUSIC (1&2)



Loving your country means you care about our country's history. It means you stay true to what you believe in, yet respect others opinions. It also means respecting your veterans and our flag. Children of class 1 and 2 enjoyed singing Saare jahan se accha during their vocal music class.

ZUMBA SESSION

We are delighted to share that the students of Classes 1 and 2 thoroughly enjoyed the Zumba session conducted during the morning hours as part of our wellness activities. The session seamlessly combined lively music, dynamic movements, and fun exercises, encouraging students to stay active while enhancing their coordination, stamina, and self-confidence. The young learners enthusiastically performed various dance moves with full energy. Overall, it was a memorable and joyful experience for all the participants.



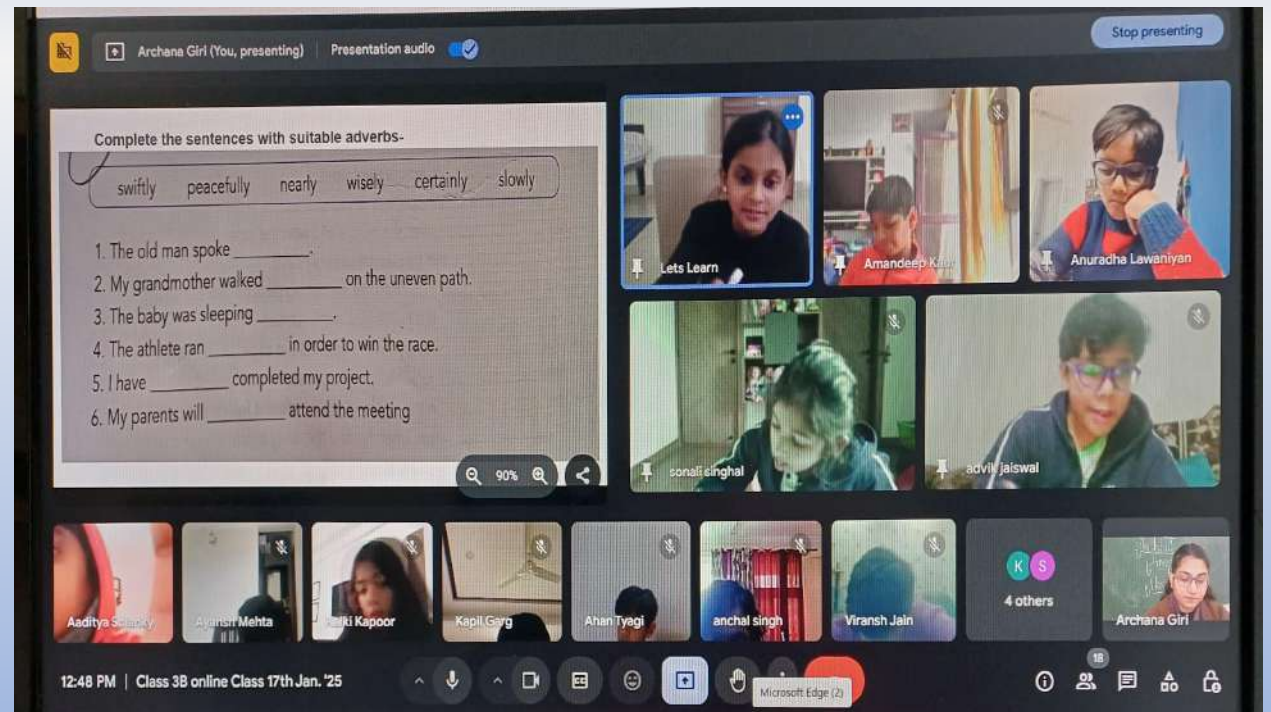
DANCE (CLASS 1)

Students of class 2 learnt new dance steps for the upcoming event. They also practiced jumps with simple foot steps.





Students of class 3 revised the poem of the month Mr. Nobody. The grammatical concept of adverbs was done too, followed by the related exercises in their notebooks and workbooks. They also revised the concept of homophones in the class.





हिन्दी

कक्षा 3 के विद्यार्थियों को इस सप्ताह जनवरी माह के शब्दों के कठिन शब्दों का अर्थ बताते हुए समझाया गया और हिंदी कॉपी में लिखित कार्य किया गया। व्याकरण के अंतर्गत 'विराम चिह्न' पाठ को समझाया गया। सप्ताह के अंत में होली मस्ती व हर्षोल्लास का त्योहार के प्रश्न उत्तर का लिखित कार्य किया गया।





Students of class 4 revised the poem of the month and the new words. They were introduced to the lesson The Girl Who Stepped on the Loaf and did the questions and answers. The grammatical concept of conjunction was done too, followed by the related exercises. Practice for the forthcoming in-house English Olympiad was taken too. The students even gave a powerpoint presentation on 5 animals that can camouflage themselves.

A screenshot of a Zoom meeting. The main window displays a PowerPoint presentation titled 'ANIMALS THAT CAMOUFLAGE THEMSELVES'. The slide shown is about a leopard, with sections for 'FEATURES', 'WHERE THEY ARE FOUND', and 'HOW IT USES CAMOUFLAGE'. The 'FEATURES' section lists: 1. Fast killer - can run up to 28km/hr, 2. Nocturnal - preys at night. The 'WHERE THEY ARE FOUND' section lists: They live in Sub-Saharan Africa, northeast Africa, Central Asia, India and China. The 'HOW IT USES CAMOUFLAGE' section states: Leopards have distinctive dark spots called rosettes that help them camouflage in their surroundings. These spots resemble the shape of a rose and help leopards blend in with the grass and trees as they roam. The right side of the screenshot shows a grid of student video feeds. A notification at the bottom of the grid says 'Viraj Sikarwar has raised a hand' with an 'Open queue' button.



हिन्दी

कक्षा 4 के विद्यार्थियों को इस सप्ताह पाठ्य-पुस्तक के अंतर्गत 'पूरी करो समय की मांग' पाठ के प्रश्नोत्तर एवं वाक्य प्रयोग का कार्य कराया गया। व्याकरण के अंतर्गत बच्चों को अनौपचारिक पत्र समझाया गया। मासिक कविता का अभ्यास कार्य कराया गया। सप्ताह के अंत में विद्यार्थियों से श्रुतलेख का कार्य कराया गया।





Students of class 5 were introduced to the new words and poem of the month. They were also introduced to the chapter, 'Rain in the Hills' this week. Students were explained the theme of the chapter along with the discussion. They wrote the new words and question - answers in their notebook. In grammar, they did worksheets on Adverbs. They practiced for their forthcoming olympiad too.






हिन्दी

कक्षा 5 के विद्यार्थियों को इस सप्ताह 'संपूर्ण सुंदरता' पाठ को अर्थ सहित समझाया गया, पाठ के प्रश्नोत्तर, शब्दार्थ तथा वाक्य प्रयोग का कार्य कराया गया। व्याकरण के अंतर्गत बच्चों को अनौपचारिक पत्र समझाया गया। सप्ताह के अंत में विद्यार्थियों से श्रुतलेख का कार्य कराया गया।



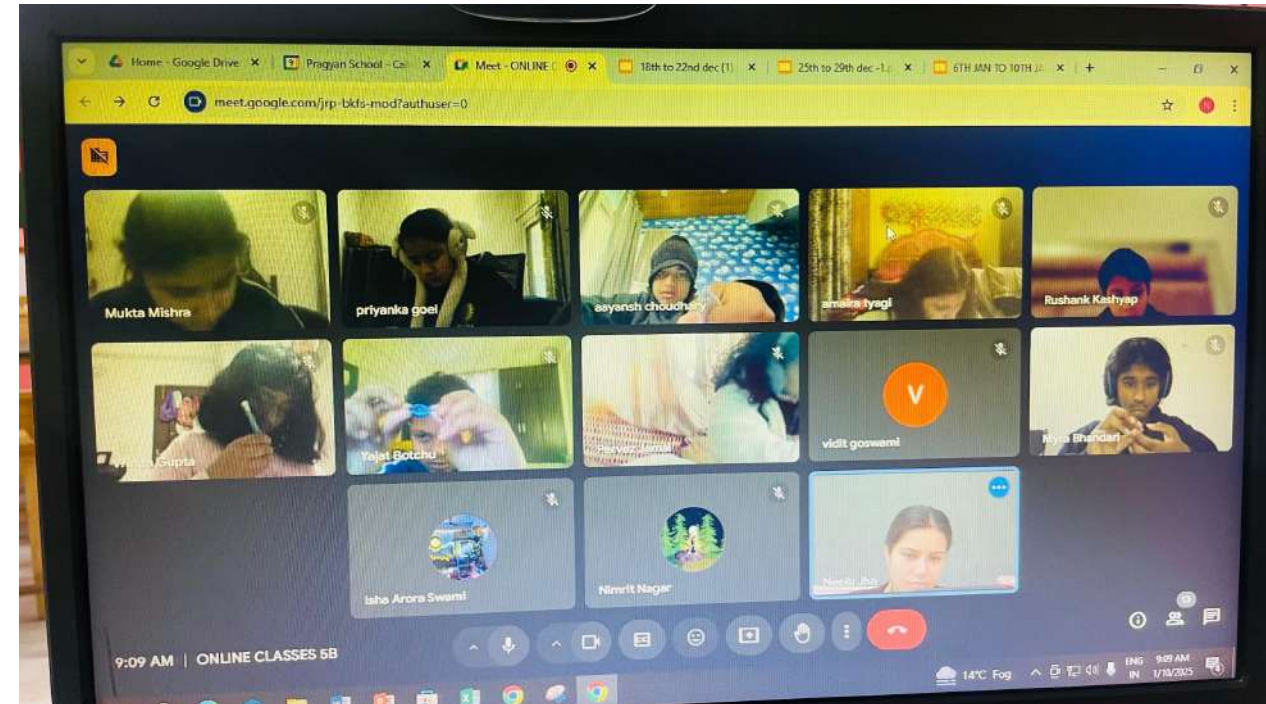


Students of Class 5 revised their concept of Data Representation this week by solving a variety of questions in their notebook and workbook. They were also introduced to the topic of “Perimeter, Area and Volume”. The chapter began with a quick revision of previously learned concepts, providing a strong foundation for the chapter ahead. The students carefully noted down key formulas for calculating the perimeter of different shapes in their notebooks

The screenshot shows a Google Meet interface with a presentation slide. The slide title is "L1: Ch 10 - Area & Perimeter". The main heading is "Perimeter of a Rectangle". The text on the slide reads: "In a rectangle we know that two opposite sides are equal. So, PQ = SR and PS = QR". Below this, the perimeter formula is derived: "Perimeter of the rectangle = PQ + QR + RS + SP", which simplifies to " $= b + l + b + l$ " and then " $= 2b + 2l = 2 \times (l + b)$ ". A diagram of a rectangle is shown with vertices labeled P, Q, R, S and sides labeled l and b. The text "Perimeter of a rectangle = 2 x (length + breadth)" is written above the diagram, and "OR Sum of all the sides" is written below it. A notification box says "You don't have permission to play a media object in this presentation. View to request access". The Meet interface shows a sidebar with days of the week, a top bar with "Java Sinha (You, presenting)", and a grid of participant video feeds.

ART & CRAFT (3&4)

Students of classes 3 to 5 have learned about quilling techniques. They have explored the fascinating art of quilling techniques in their art class. They demonstrated great creativity and enthusiasm while crafting unique and colorful designs using paper strips.



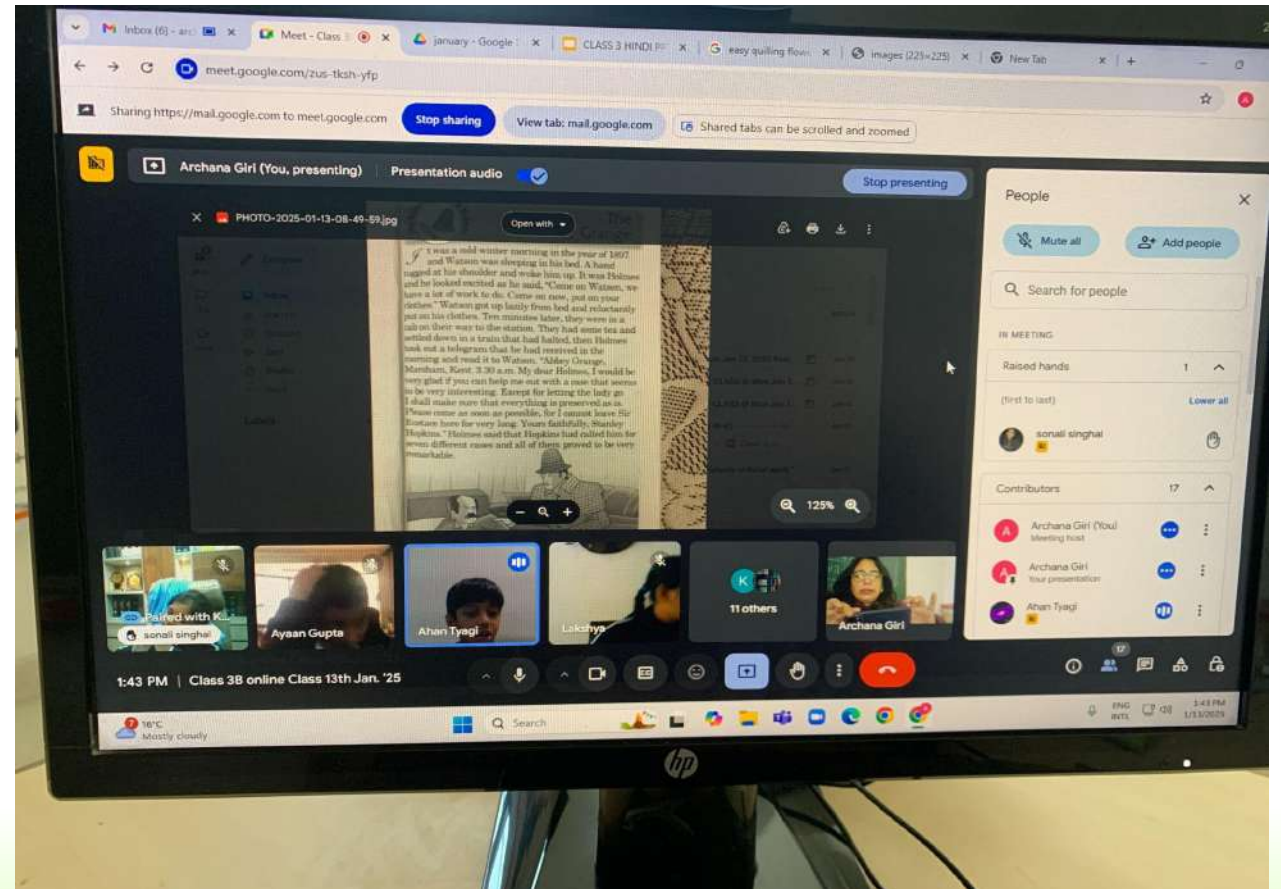
DANCE (CLASS 5)

Dance inspires children, boosting their confidence and enhancing their concentration. The Class 5 students began learning the fundamental techniques for pirouettes. They also practiced performing jumps in a circular pattern.



LIBRARY(3-5)

Students of class 3 read an extract from "Abbey Grange" taken from the book "Sherlock Holmes". The story of 'Abbey Grange' opens with Sherlock Holmes waking up Dr. Watson to join him on another one of his cases. Holmes fills Watson in by reading a letter from Inspector Hopkins, who has employed Holmes in other cases. Hopkins's letter suggests that someone named Sir Eustace has died and that Holmes must come immediately to inspect the scene of the crime.



KATHAK (CLASS 5)

Students of class 5 learned hand movements (Hastak) in Teen Taal this week. They practiced each movement with focus and precision, gaining a better understanding of the rhythm and structure of the taal.



VOCAL MUSIC(3-5)

इस सप्ताह भारत के महान कवि सुमित्रानंदन पंत जी की कविता, जय जन भारत, का द्वितीय अध्याय छात्र छात्राओं को गाना सिखाया गया, यह कविता देश प्रेम पर आधारित है, और सभी को भारत से प्रेम करना सिखाती है, और भारत का वर्णन करती है,

