



PRAGYAN
S C H O O L

WEEKLY CIRCULAR PRIMARY

TIMES
SCHOOL SURVEY
2019

Ranked No. 1

as school leaders in Greater
Noida by the Times of India

Survey 2019

6th November 2020
(Cir/PS/30/2020-21)

NURSERY



English -Introduction of letter 'R' with the help of pictures, colouring, and tracing the worksheets. Children can identify the pictures that can start with letter 'R'.

In reading Scheme 'opposites' were introduced.





General Awareness- Discussion on the theme community helpers has done in the class and children enjoyed the colouring work in GA book related to this topic.

Maths- Introduction of number '15' was done by colouring, and tracing the worksheets.

Hindi- Introduction of vyanjan 'न' was done with the help of colouring the worksheets and children can identify the pictures with respect to the given vyanjan.



N
U
R
S
E
R
Y



EVS- Children got to know some fun facts of 'Eagle'. They enjoyed the craft work of eagle.

Art & Craft- Children coloured inside the picture of butterfly, bees, balloons related to the letter B.

Dance- 'Happy' dance was practised in the class.

Music- Children practised the new song related to the festival 'Diwali'.

Fitness- Children enjoyed doing the strengthening exercises in the class like double leg hop, sideward hop, zig zag running and neck exercises.

KINDERGARTEN



Eng - Students were taught letters 'Z' and 'Y' in English class. They practiced writing the letters in their workbook and notebook.

Written practice from A-Z was done in Eng notebook.

In Reading Scheme reading practice of the story 'The bug' was done.

The Bug

Tim has a funny bug. The bug likes to hug Tim. He also likes to sleep in the mug.

One day, the bug got stuck in a jug. Tim dug the bug out of the jug.

Zoom Meeting Participants:

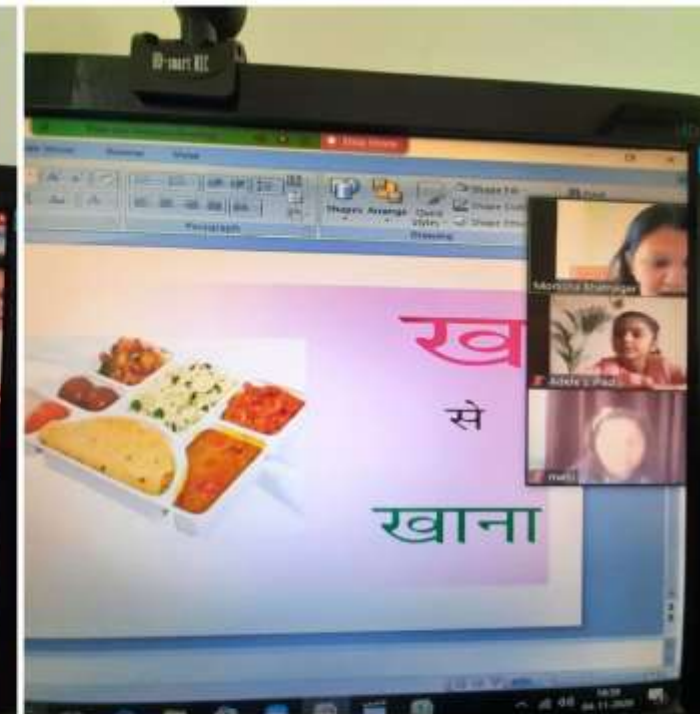
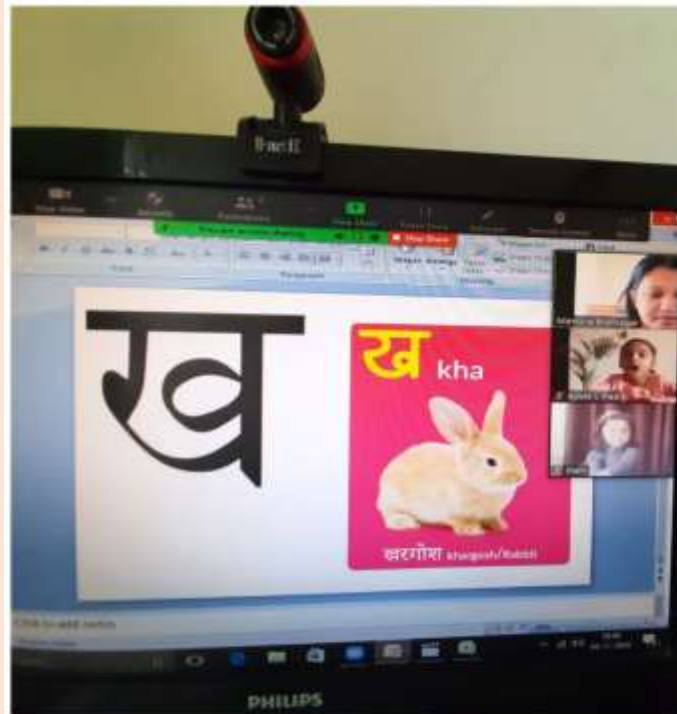
- Aaron Mehta
- Monisha Bha...
- Tarsh
- Samar
- mihir jain
- Alok Luthra
- Nibedita
- Dyuti Varshney
- aarav....
- Akshit kumar
- Krishank

PRAGYAN SCHOOL



Hindi- Students of **KG** did revision of previously taught Vyanjans .Vyanjan 'ख' was introduced with the help of flash card and related story. .Written practice of vyanjan was also done in workbook and notebook.

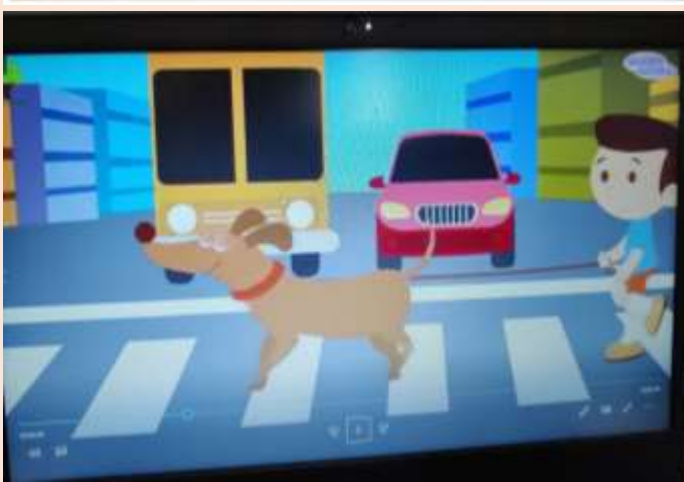
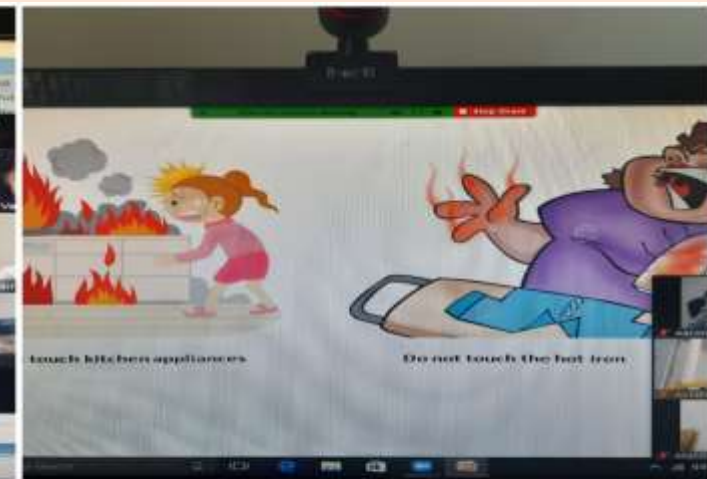
Maths-Revision of what comes before, introduction of number name 6 and 120-130 counting were done in notebook. Written practice of **0-120** in sequence was also done.





Evs - Discussion on **birds** and introduction of **parrot** was done with flashcard and students learnt rhyme on parrot.

GA- **Safety rules** were introduced and students enjoyed learning related rhymes and enjoyed colouring worksheets also.



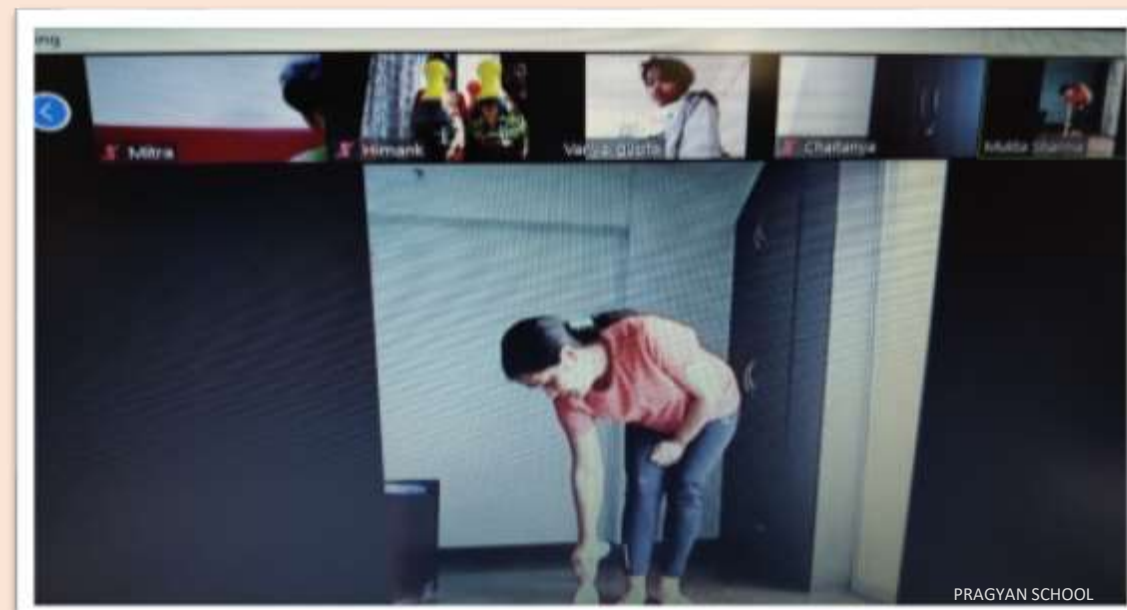


K
I
N
D
E
R
G
A
R
T
E
N

Art & craft- students made beautiful butterflies with spreading colours technique.

Music- Children practised the new song related to the festival 'Diwali'.

Fitness- Children enjoyed doing the strengthening exercises in the class like double leg hop, sideward hop, zig zag running and neck exercises.





Students of **Class 1** were introduced to English poem of the month - **A happy child** during the class. Kids enjoyed learning the poem with actions and voice modulation.



A happy child

*My house is red – a little house,
A happy child am I,
I laugh and play-
the whole day long,
I hardly ever cry.*

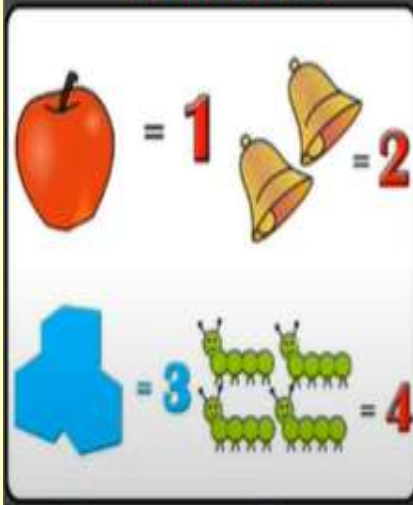
*I have a tree, a green- green tree,
To shade me from the sun.
And under it I often sit,
When all my play is done.*



Ordinal Numbers



Cardinal Numbers



Ordinal Numbers




Math

+ - × ÷

Children of **Class 1** learnt the concept of **ordinal** and **cardinal number** and were able to differentiate between them. They enjoyed the positioning of animals by using ordinal number and were able to count the objects by using cardinal number.

Art Classes

Students of **Class 1C** learnt to make paper folding **Diyas** through their **Art Class**. They enjoyed creating beautiful Diyas for Diwali.




Collaborative Activity: On the Spot Drawing

“Drawing is rather like playing chess: your mind races ahead of the moves that you eventually make.” Students of **class 1 and 2** enjoyed **On the spot drawing competition**, with the theme ‘**Nature**’ and ‘**Park**’ respectively. Children used different colours and created colourful drawings. It helped children to improve their fine motor skills. Also, it helped them to train the brain to focus.





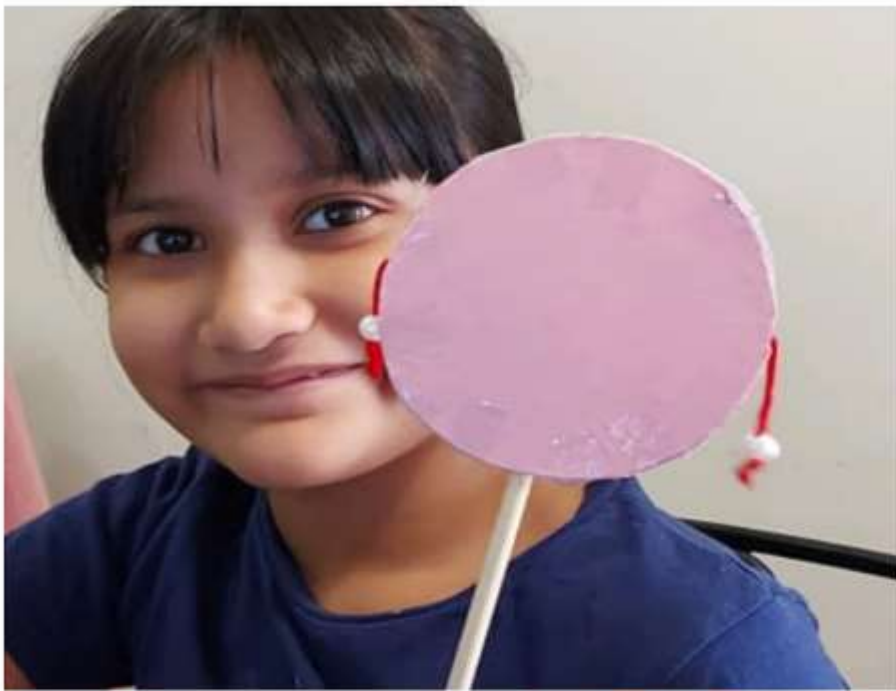
Students of **Classes 2A** and **2B** were taught to make **Toran** for Diwali. They created beautiful Torans using coloured papers and other easily available material at home.



हिन्दी

Diwali is a festival of lights. But this year it will be celebrated keeping in mind the safety precautions to be taken in preventing coronavirus. Students shared how they are going to celebrate the festival with their family this year. They also made beautiful drawing related to the activity.





Students of **Class 2** got an opportunity to experience and be part of **STEM LAB** activity. They were guided and asked to make **Pellet Drum** with the simple materials available at home. Students enthusiastically participated and under the supervision of the instructor, they beautifully managed to create the pallet drum.

Math



5-11-20 C.W

1. Draw a clock and write the accurate time in the box:

The image shows a worksheet for a classwork activity. At the top, the date '5-11-20' and 'C.W' are written. Below this is the instruction '1. Draw a clock and write the accurate time in the box:'. In the center, there is a drawing of a clock face with numbers 1 through 12 and two hands. To the right of the clock is a rectangular box for writing the time.

Being able to tell time by looking at a traditional clock is essential. Learning how to tell time can also help kids with their motor and cognitive skills as well as mathematical skills. Students of **class 2** understood the **concept of time** in their **Maths** class. They also enjoyed drawing a clock in their notebook and wrote the accurate time as well.

4-11-20 pg. 97 C.W

1. Fill in the blanks and boxes. One has been done for you.


The image shows a worksheet for a classwork activity. At the top, the date '4-11-20', page number 'pg. 97', and 'C.W' are written. Below this is the instruction '1. Fill in the blanks and boxes. One has been done for you.'. There are three clock faces labeled a, b, and c. Each clock has a short hand and a long hand. Below each clock are three lines of text for labeling the hands and writing the time.


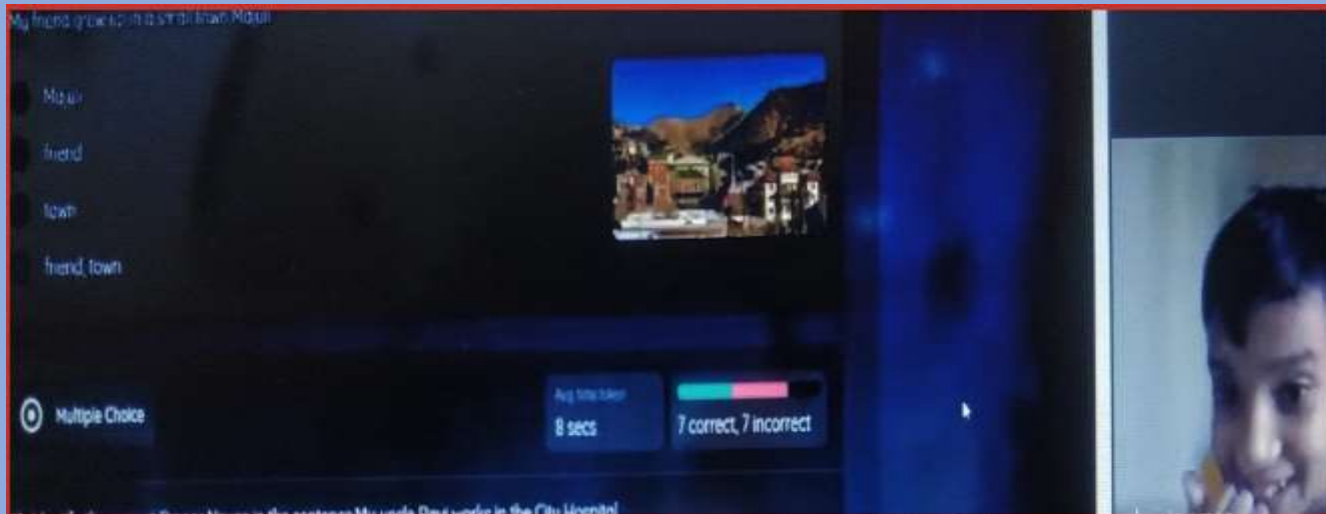
Label	Short hand is at	Long hand is at	Time is
a	3	12	3 o'clock
b	_____	_____	_____ o'clock
c	_____	_____	_____ o'clock

PRAGYAN SCHOOL



Students of **Class 3** had their **English Activity Assessment** wherein they had to enact that they were participating as **young chefs** in a competition. They planned and wrote some interesting recipes for healthy snacks and salads. They mentioned a few points in their recipes: the items needed, the number of people it served, time needed and how to prepare it.





The students of **Class 3** have started with their **English assessments** in their regular online classes. They had their reading, writing skills and activity assessments this week. The poem of the month '**The Spinning Earth**' was introduced and explained too. They even had a revision of **Nouns** and enjoyed doing a related exercise through the **Quizzes**. The questions and answers and the meanings of the difficult words were done from the chapter '**The Seed of Truth**' in the evening revision classes.



The students of **Class 3** were introduced to '**National Symbols and Emblems**' in their online **EVS** classes. The information that the tiger is endangered in India because of poaching was shared with them. They watched a video on Project Tiger and later had a discussion about what we can do to help protect the tiger. They even had a revision of the chapter '**Living and Nonliving Things**', which was done in the month of April.

Students of **Classes 3B** and **3C** learnt to make **greeting cards** for **Diwali**. They made beautiful greeting cards.



हिन्दी

Students' work on the chapter "Himmat Na Haaro".

हिम्मत न हारो

बहुत समय पहले राणा सांगा मेवाड़ पर राज्य करते थे। उनमें वीरता और देश-प्रेम की भावना कुछ-कुटक भर दी थी। राणा सांगा ने मुगल साम्राज्य के संघातक बाबर से टक्कर ली थी।

राणा सांगा का राज्य मुगलों ने छीन लिया और वहाँ से उन्हें भगा दिया। तब से उन्होंने मुगलों पर कई बार हमले किए। परंतु हर बार युद्ध-भूमि में उन्हें असफलता ही मिली। अंत में वह जंगल में जाकर एक गुफा में छिपकर बैठ गए और वहीं रहने लगे। लेकिन अभी भी देश

की मुगलों से मुक्त करवाने की उनकी इच्छा बनी हुई थी। एक दिन गुफा के बाहर चट्टान पर बैठे वह बहुत दुखी थे और देश तथा देशवासियों के कष्टों के बारे में सोच रहे थे।

अभी उनकी नजर गुफा की छत की ओर गई, जहाँ एक मकड़ी छत से लटकती हुई थी। वह मकड़ी धागे के सहारे ऊपर चढ़ने की कोशिश कर रही थी।

पुनरावृत्ति कार्य
अक्टूबर माह - 2020
सत्य की जीत (कविता)



Students' work on the chapter "Himmat Na Haaro".


पौरुष इका

1. जो उपवास करेगा-
सुर, अन्नकाया, चट्टान, मकड़ी, शिमार, शला, बंजिरा, किराल
2. निम्नलिखित कवियों के उक्त श्लोक में पौरुष-
क. राजा सांगा वहाँ के राजा थे।
ख. राजा सांगा ने जिसके कण तुल्य किया।
ग. राजा सांगा अपनी कौन-से पक्ष जब लड़ें गए।
घ. अन्नकाया से पोखरन लेकर राजा सांगा ने लड़ें लड़ा था।

पुनरावृत्ति कार्य

1. निम्नलिखित कवियों के उक्त श्लोक-
क. जंगल में लगे हुए राजा सांगा जिन्हें बाँ में सोचकर दुखी लगे थे।

Students' work on the chapter "Himmat Na Haaro".



Students of **Grade 3** recited the Poem "**Satya ki jeet**" and read the chapter -8 "**HIMMAT NA HAARO**" in their Hindi Class.

MATH

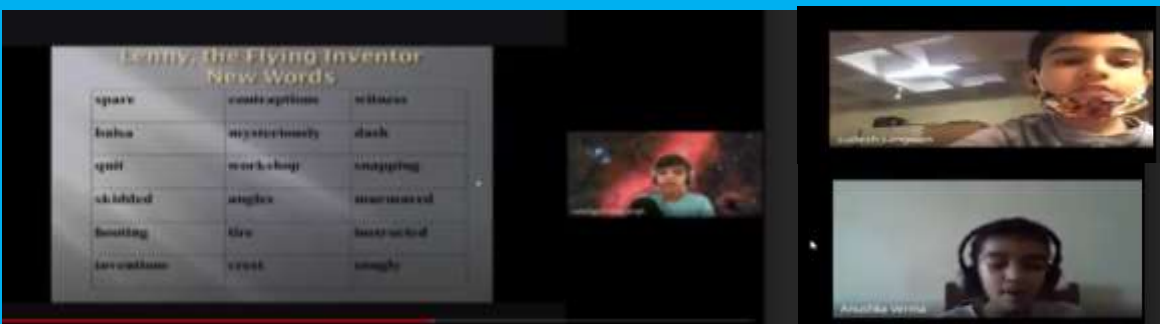
The students of **Class -3** learnt about the **Flags, Currencies** and **Symbols** of different countries. They enjoyed collecting the currencies.



ENGLISH

ENVIRONMENTAL SCIENCE

Students of **Grade- 4** were introduced to the new words and poem of the month. They also had their assessments of English reading, recitation and activity. They made beautiful pictures related to their hobbies and spoke on them.



Students of **Class- 4** studied the chapter **Water** in their **EVS** online class in which they studied about the process of water treatment in the water treatment plants and the important dams of India. Videos related to the topics were shown to the students in the class.

123 Math

Students of **Grade 4** enjoyed classroom activity based on factors and multiples. They made **monster faces** on colourful sheets and wrote the factors of given numbers.



हिन्दी



Students of **Class- 4** learned a new poem - “**Nehru Chacha Tumhe Salaam**” and were shown a Power point for quick reference. They were also taught difficult words of the month.

ART CLASS



Students of **Class- 4** were taught to make 'Paper Rangoli' using simple materials available at home. Students enthusiastically participated and made beautiful rangolis.



ENVIRONMENTAL SCIENCE

Students of **Grade 5** were introduced to the various causes that led to the **Revolt of 1857** with the introduction of L-11: The First battle for Independence in their EVS class. The vivid description of the events of the battle along with its outcome were also discussed in the class. This was followed with some comprehensive oral questions to check the understanding of the students. Two important events of modern Indian history such as **Bengal Partition** and **INC** formation was also taken up for discussion. An exclusive documentary of the **Sepoy Mutiny** was also shown in the class which was highly enjoyed by the students.

L-11: The First Battle for Independence

The Bengal Partition:


- The province of Bengal was too large for the British Governor to control. So on 16 October 1905, Lord Curzon (the Viceroy of India between 1899 and 1905) decided to divide Bengal into the largely Muslim East Bengal (now Bangladesh) and the predominantly Hindu West Bengal, based on the policy of 'Divide and Rule'.
- This caused widespread protest among the people and the day was declared as a 'day of mourning' in Kolkata. It also helped to spark off the Swadeshi Movement.



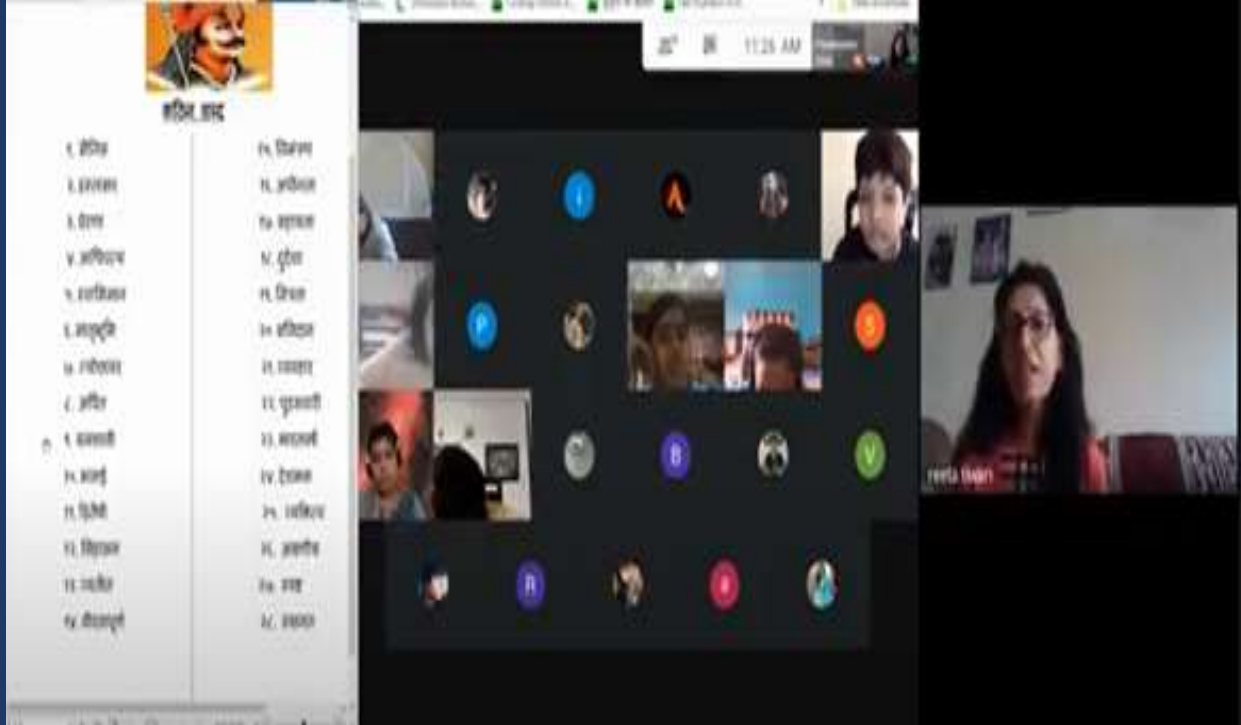
L-11: The First Battle for Independence

Formation of Indian National Congress:

- The first political party of India was formed in 1885 called the Indian National Congress (INC).
- Prominent thinkers and social reformers like Bal Gangadhar Tilak, Dadabhai Nauroji and Lala Lajpat Rai were a part of the INC.
- The main objective of forming the INC was to voice the opinions of the Indians.
- The first session of the INC was held in 1885. In 1907, the party was divided into two factions—the Extremists and the Moderates.



हिन्दी



Students of **Class 5** learned a new poem - “**Baal Divas hai aaj saathiyon**”. They were shown a PowerPoint for quick reference. They were also taught difficult words of the month.

ART CLASS

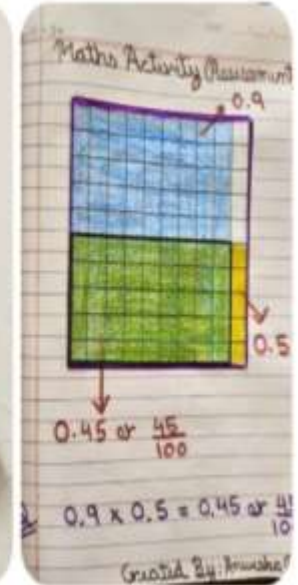


Students of 5 A,B and C were taught to make a lamp using coloured papers in their Art class. They enjoyed making beautiful lamps for Diwali.



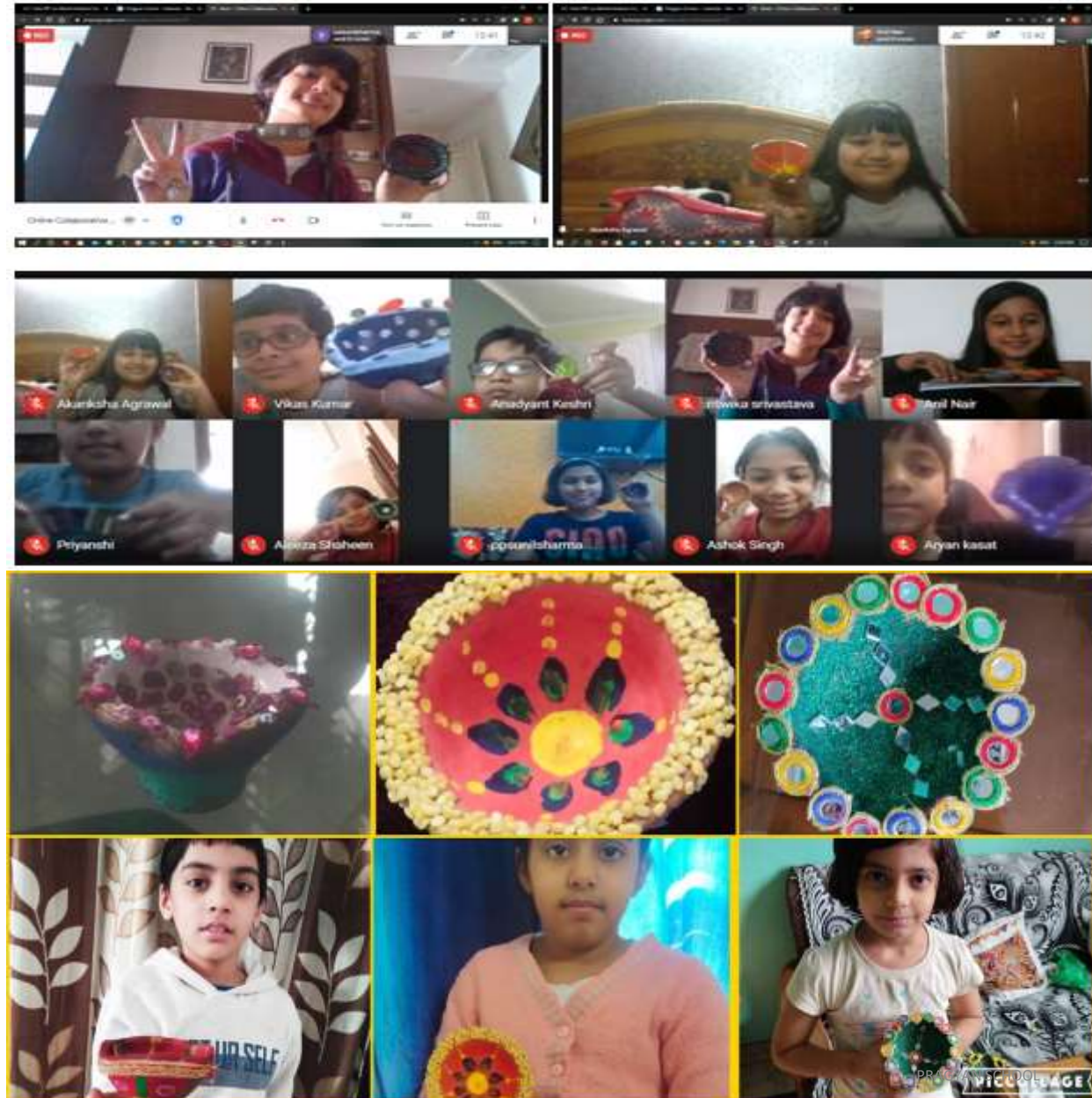
Math ACTIVITY

Students Grade 5 enjoyed the activity based on Multiplication of decimals. Use of grid sheets made multiplication easier and interesting for kids.



COLLABORATIVE SESSION: World Kindness Day

Kindness always matters. World Kindness Day is celebrated on 13th November every year. Students of classes 3-5 had their Collaborative Session on World Kindness Day. They were informed that it is celebrated to highlight good deeds in the community focusing on the positive power and the common thread of kindness which binds us. Related ppts and videos were shown to them. The students even expressed what kindness means to them and their acts of kindness too. They made beautiful diyas in the session too, as an act of kindness to light up the lives of others.



The Stem at Home Sessions continued this week with the incorporation of various hand on experiments with easily available materials at home. Students of grades 3 to 5 had the opportunity to explore and perform live experiments like 'fluttering butterfly', 'lava lamp' and 'pencil catapult' under the guidance of efficient trainers from the Stem Lab.

Special Evening Art Class

Students of evening art class created beautiful composition on Diwali. They made drawings of Diyas, lanterns and Rangoli.



Hindi Bhasha ki Prasangikta -CBSE Training

Ms. Palavi Gupta and Ms. Reeta Tiwari attended the “Hindi Bhasha ki Prasangikta ” training session organized by the CBSE on 2nd november 2020. The session was conducted by Dr. Sonia Verma and organized by COE Noida. The session covered various topics covering the importance of Hindi literature

Serial No: CBSE/OS/2020/N/29029
क्रमांक:

Date of issue: 07/11/2020
जारी करने की तिथि:

 **केन्द्रीय माध्यमिक शिक्षा बोर्ड**
CENTRAL BOARD OF SECONDARY EDUCATION

ऑनलाइन सत्र में सहभागिता का ई-प्रमाण पत्र
e-Certificate of Participation in Online Session

प्रमाणित किया जाता है कि डॉ. सुश्री/ श्रीमती/श्री
This is to certify that Dr./Ms./Mrs./Mr. Palavi Gupta,

विद्यालय
School PRAGYAN SCHOOL SEC-GAMMA GR NOIDA G B NAGAR UP ने निम्न विवरणानुसार ऑनलाइन सत्र में भाग लिया:
has attended Online Session with following details:

दिनांक
Date : 02/11/2020 समय
Time: 16:00-17:00
शीर्षक
Topic: HINDI BHASHA KI PRASANGIKTA

यह ऑनलाइन सत्र उत्कृष्टता केंद्र
This Online session was organized by Center of Excellence Noida द्वारा आयोजित किया गया।


प्रमुख /प्रभारी, उत्कृष्टता केंद्र
Head/In-Charge, COE


निदेशक (कौशल शिक्षा एवं प्रशिक्षण), के.मा.शि.बो.
Director (Skill Education & Training), CBSE

Serial No: CBSE/OS/2020/N/28270
क्रमांक:

Date of issue: 03/11/2020
जारी करने की तिथि:

 **केन्द्रीय माध्यमिक शिक्षा बोर्ड**
CENTRAL BOARD OF SECONDARY EDUCATION

ऑनलाइन सत्र में सहभागिता का ई-प्रमाण पत्र
e-Certificate of Participation in Online Session

प्रमाणित किया जाता है कि डॉ. सुश्री/ श्रीमती/श्री
This is to certify that Dr./Ms./Mrs./Mr. Reeta Tiwari,

विद्यालय
School PRAGYAN SCHOOL SEC-GAMMA GR NOIDA G B NAGAR UP ने निम्न विवरणानुसार ऑनलाइन सत्र में भाग लिया:
has attended Online Session with following details:

दिनांक
Date : 02/11/2020 समय
Time: 16:00-17:00
शीर्षक
Topic: HINDI BHASHA KI PRASANGIKTA

यह ऑनलाइन सत्र उत्कृष्टता केंद्र
This Online session was organized by Center of Excellence Noida द्वारा आयोजित किया गया।


प्रमुख /प्रभारी, उत्कृष्टता केंद्र
Head/In-Charge, COE


निदेशक (कौशल शिक्षा एवं प्रशिक्षण), के.मा.शि.बो.
Director (Skill Education & Training), CBSE

PRAGYAN SCHOOL

COE TRAINING

Ms. Rajni Krishna attended the CBSE webinar “Teachers as Learners” on 2nd November 2020 conducted by Liza Roy Malik and organized by COE, Noida.

Serial No: CBSE/OS/2020/N/29011

क्रमांक:

Date of issue: 07/11/2020

जारी करने की तिथि:



केन्द्रीय माध्यमिक शिक्षा बोर्ड
CENTRAL BOARD OF SECONDARY EDUCATION

ऑनलाइन सत्र में सहभागिता का ई-प्रमाण पत्र e-Certificate of Participation in Online Session

प्रमाणित किया जाता है कि डॉ./सुश्री/ श्रीमती/श्री

This is to certify that Dr./Ms./Mrs./Mr. Rajni Krishna,

विद्यालय

School PRAGYAN SCHOOL SEC-GAMMA GR NOIDA G B NAGAR UP

ने निम्न विवरणानुसार ऑनलाइन सत्र में भाग लिया:

has attended Online Session with following details:

दिनांक

Date : 02/11/2020

समय

Time: 12:00-13:00

शीर्षक

Topic: Teachers as Learners

यह ऑनलाइन सत्र उत्कृष्टता केंद्र

This Online session was organized by Center of Excellence Noida

द्वारा आयोजित किया गया।

प्रमुख /प्रभारी, उत्कृष्टता केंद्र
Head/In-Charge, COE

निदेशक (कौशल शिक्षा एवं प्रशिक्षण), के.मा.शि.बो.
Director (Skill Education & Training), CBSE