



**TIMES  
SCHOOL SURVEY  
2019**  
**Ranked No. 1**  
as school leaders in Greater  
Noida by the Times of India  
Survey 2019



**PRAGYAN  
SCHOOL**

# WEEKLY CIRCULAR PRIMARY

1<sup>st</sup> MAY 2021

(CIR/PS/04/2021-22)

# NURSERY



English - Letter 'I' was introduced with a story, Students practiced letter 'I' in their note book and busy bee book and enjoyed colouring in my letter book.

Reading Scheme - Students learnt a small sentence with different sight words like 'I have two eyes'

Hindi - Vyanjan 'ख' was introduced through a story. Students had fun in colouring the different objects related to the vyanjan in their Hindi letter book.


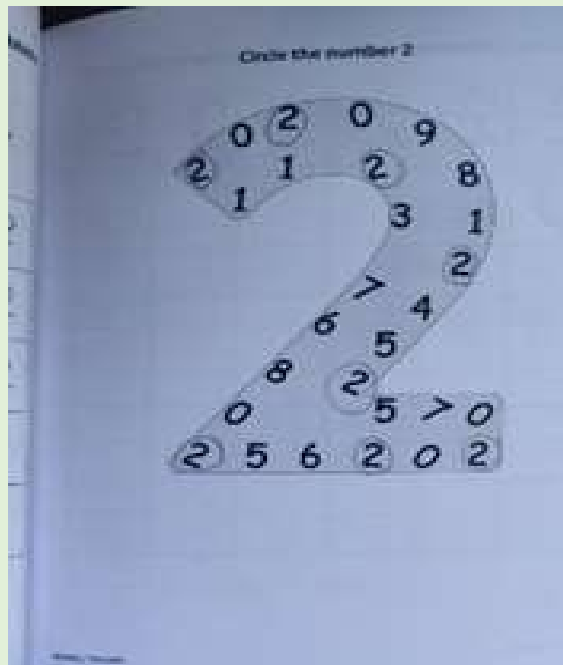
General Awareness - students enjoyed colouring 'My family' They also enjoyed watching different Moral stories





**Maths** - Numeral 2 was introduced with its value. Students enjoyed writing 2 in their note book and work book. Pre number concept heavy and light was discussed and they enjoyed activity heavy things sink and light things float.

**Craft** - Students completed family puppet and enjoyed making a flower with circle.



Dance - Students enjoyed dancing on the song ‘I’m so happy’

Music - They all sang with their teacher ‘Nani teri morni ko...’

Art - students enjoyed colouring balloons, octopus and truck in their sparkle book.


Students enjoyed tearing and pasting activity on Saturday.



# KINDERGARTEN

**English** - Revision of letters and written work was done in the workbook and notebook. Revision of sight words and in Reading Scheme 'This is Mary' was also done in the class.

**Maths** - Sequence writing 0-40 was done in the notebook. Backward counting 20-0 was introduced and students also did written work in notebook. Concept of what comes before was practiced orally and written work was done in the notebook and workbook.





**Hindi** - Revision of swar अ , आ, इ, ई was done in class. Introduction of उ was done with flashcards and pictures. Written work was done in the notebook and busy bee.


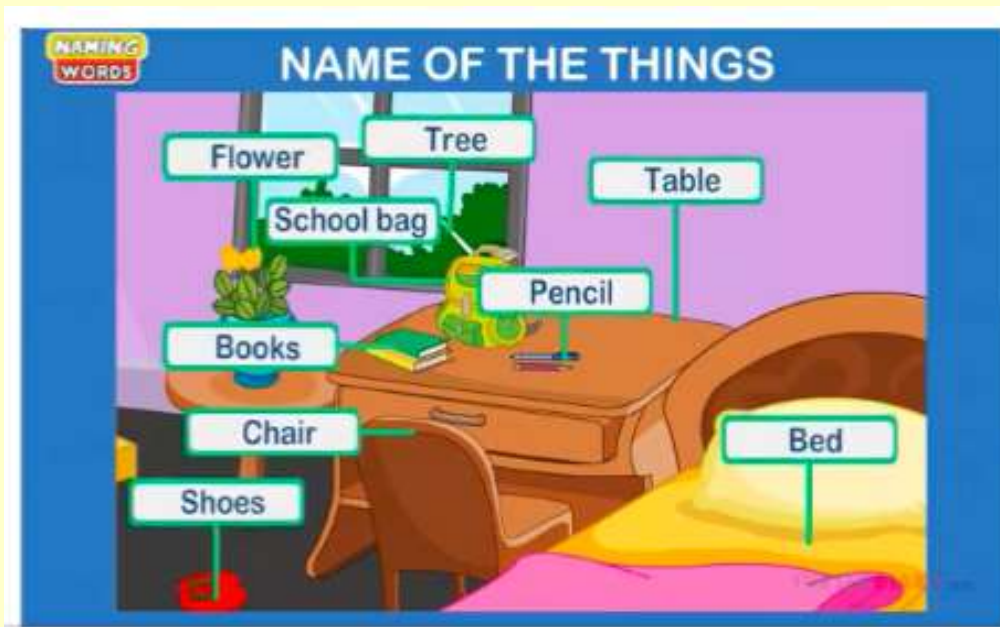
**Evs** - Revision on pet animals were done and Show and Tell activity was conducted during the class.

**Craft** - Children enjoyed making puppet related to different emotions during the class.

**GA** - Summer time was discussed during the class. Children shared ideas on clothes to wear, food we eat during the season. Students enjoyed Colouring and drawing in their workbook.

**Music** - Children enjoyed learning the song 'nani teri morni ko mor'. Students enthusiastically participated in tear and paste activity on Saturday.





Students of class 1 learned about naming words. They were told about the importance of naming words and how these words can be grouped into sub categories of person, place, animal and thing.

Naming Words			
<u>Person</u> people	Place	<u>Animal</u> bird	Thing



“Healthy mind resides in a healthy body”. Students of class 1 enjoyed learning a few stretching exercises which can be practiced everyday at home. They were told about these exercises during their online physical education class.



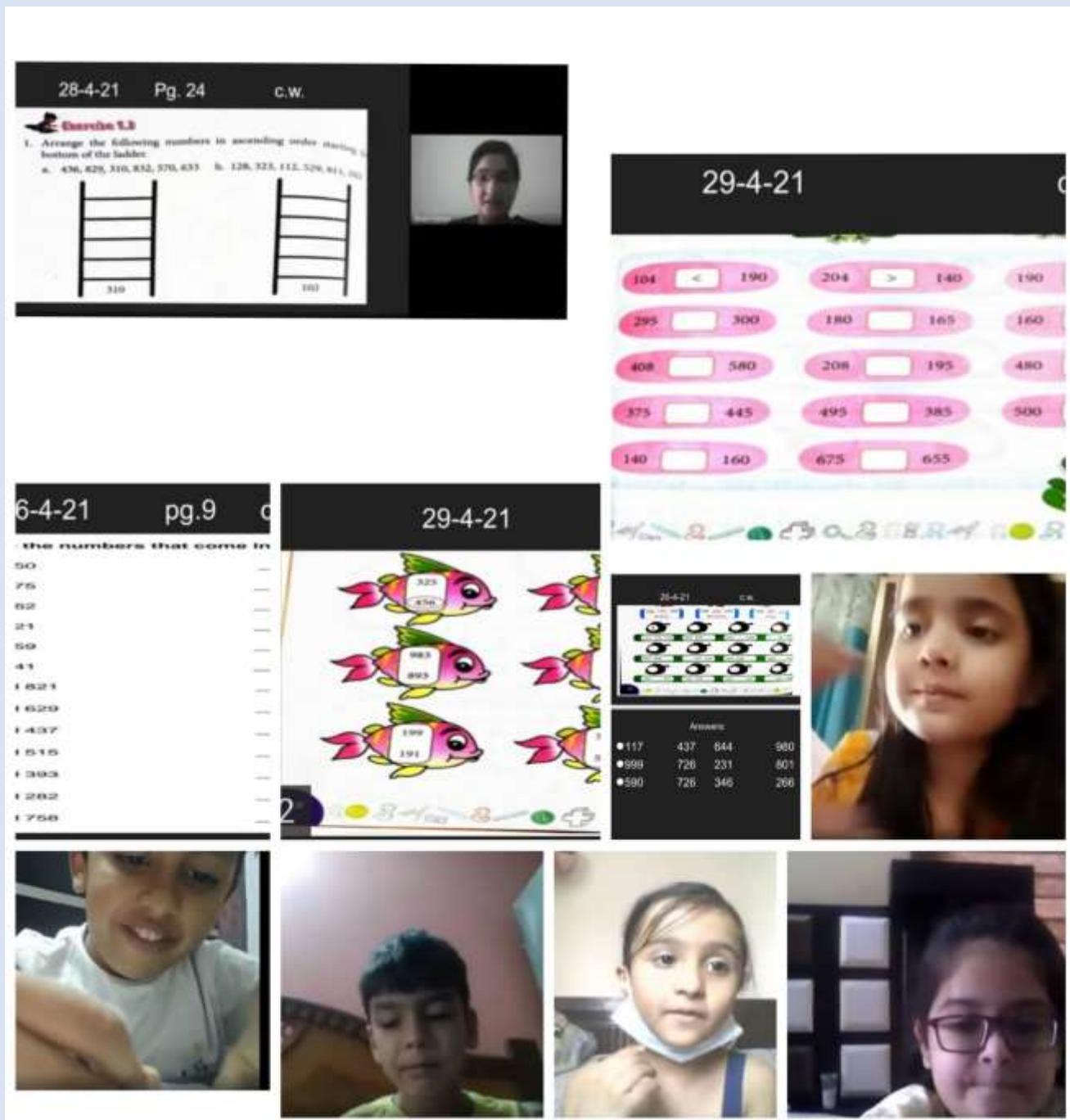


Students of class 1 (A and B) had their first online PTM on 1st May 2021. It was an interactive session which gave us an opportunity to refine a child's individual learning plan and to make sure the roles of teacher, student and parents are clear, specific and designed in a way to bring out the best in the child





Counting before, after and between numbers up to 1000 improves the child's counting skills. Number counting is the basic math skill that will help your child to recognize the order of the numbers. Students of class 2 enjoyed their maths classes, where they revised the very important concepts like Before, after and between, comparison of numbers, greater, smaller and equal. They also revised the ascending and descending order.





Students of class-1 & 2 are creative and talented enough to take up all the challenges. Their love for creativity and exploration makes them better by every next hour. To foster their creative skills, Pragyan has started with an evening batch for arts as of now. Students learned other techniques and drawings to polish their talent.




INTER

CLASS

ACTIVITY

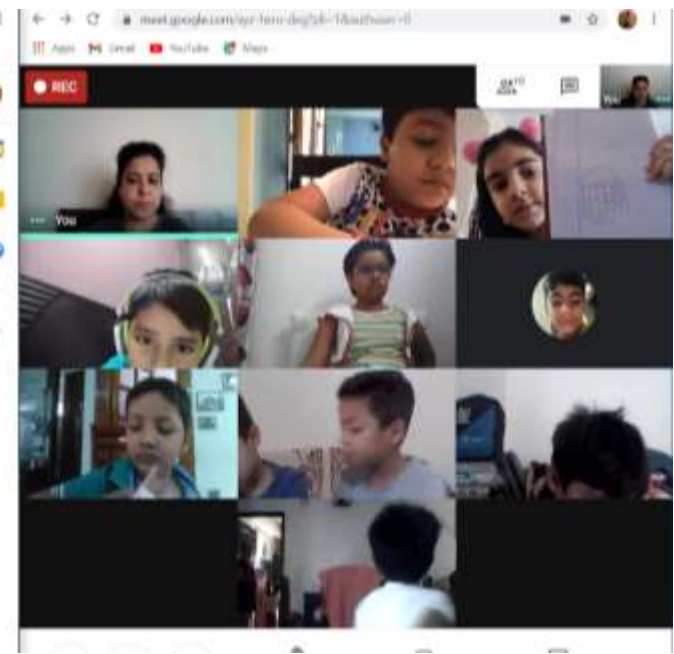
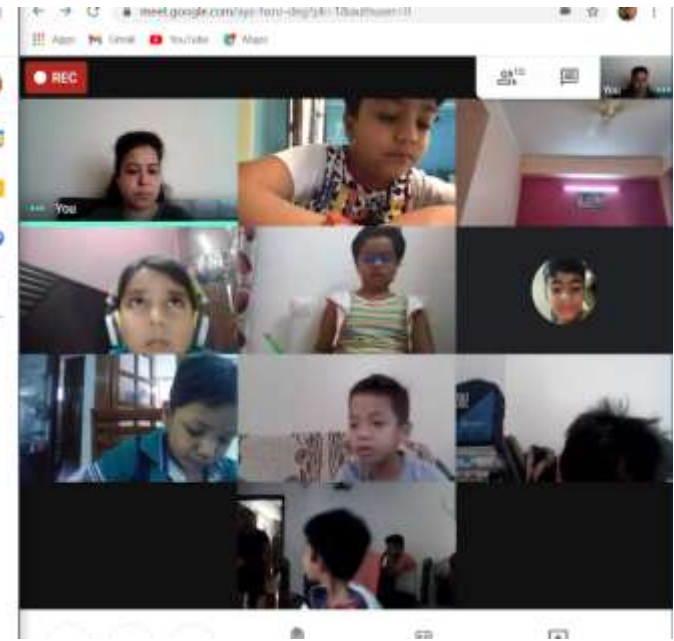
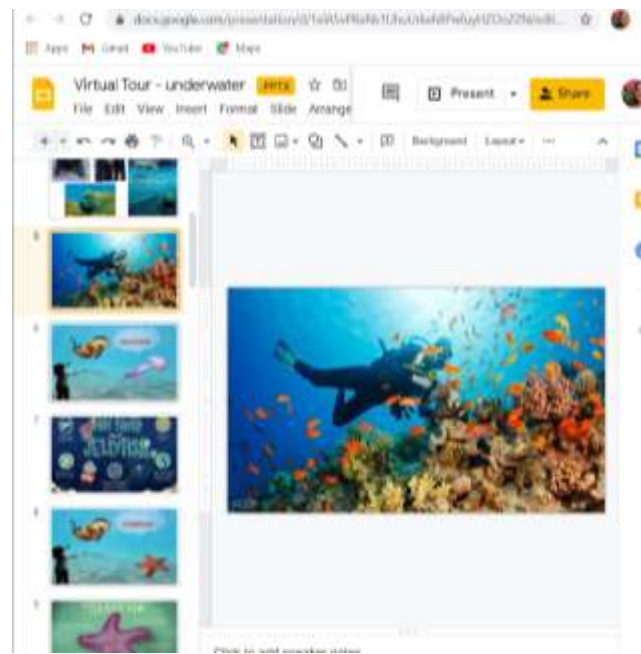
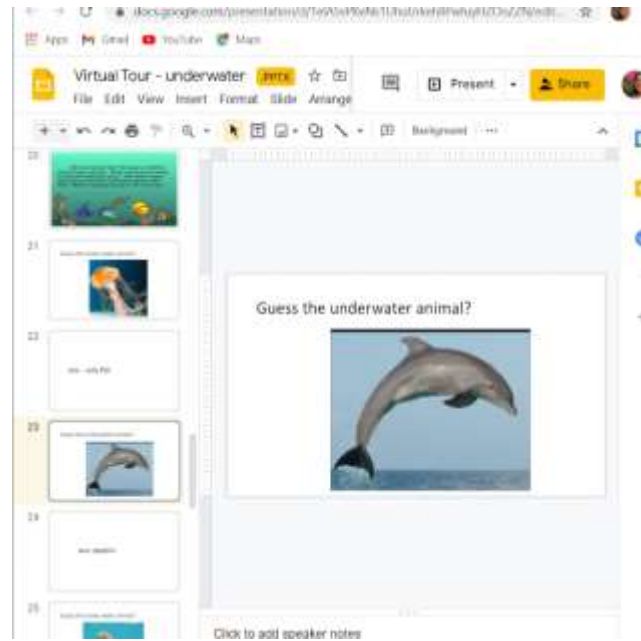
Drawing plays a big role in our cognitive development. It can help us learn to write and think creatively, develop hand-eye co-ordination, hone analytic skills, and conceptualise ideas. Students of classes 1&2 participated in 'Draw & Colour' on the topics- Rainbow scene (class 1) and Aquatic animals(class 2). They were given practice of the same during their regular art classes.





# Aquatic Life


Students of classes 1 and 2 were briefed a little on the underwater world through a Virtual Tour-Aquatic life. This was part of the class teacher's period where students were informed about the facts on different sea animals and they too got an opportunity to share their views in class. Students thoroughly enjoyed the tour and made sea animals of their choice in the notebook.





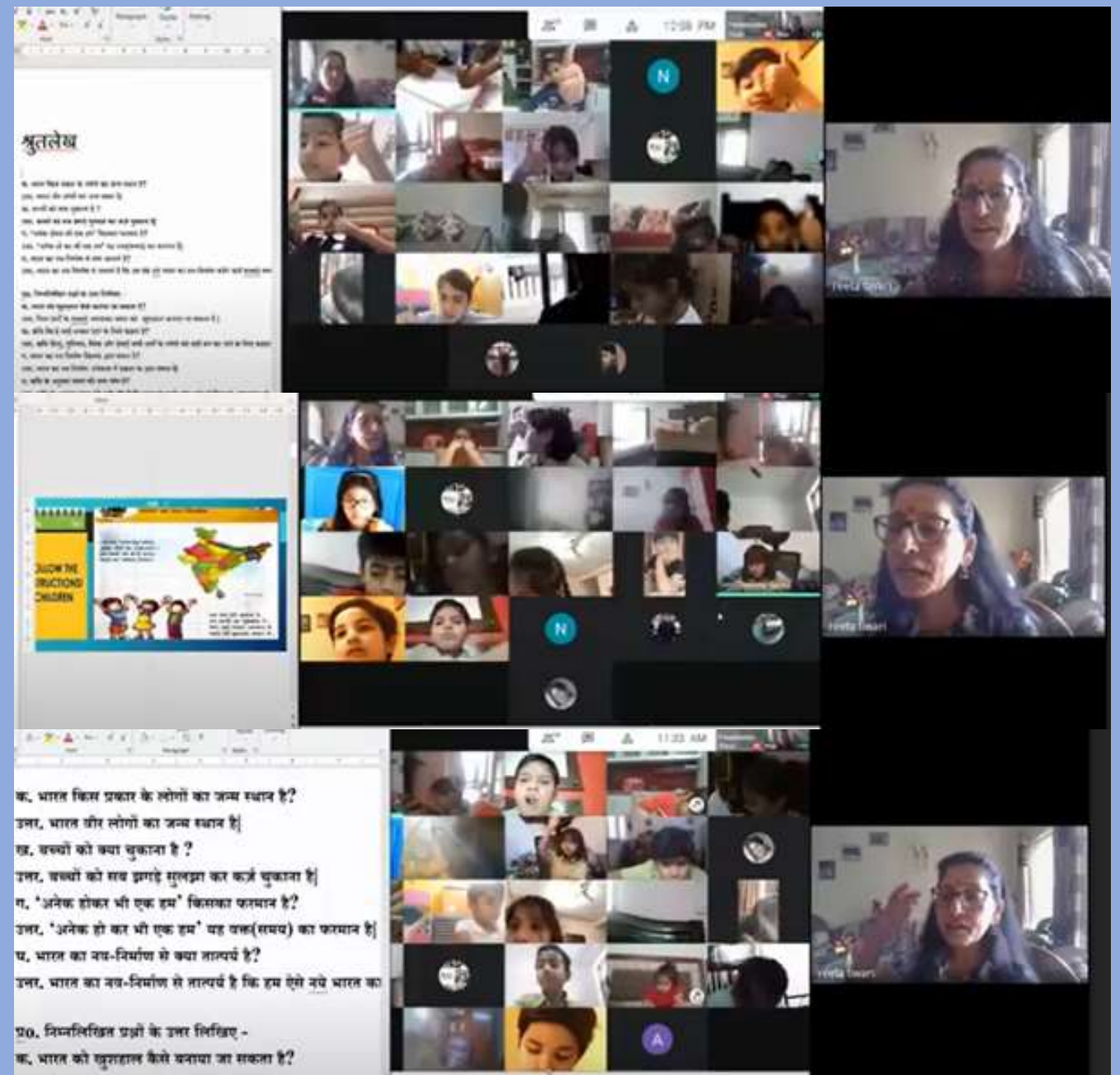
# ART CLASS

Students learnt how to draw daffodil flower and learnt how to create a surroundings in a object. They also learnt how to shade in the flower.





Students of class 3 revised the chapter - “Bharat ka nav-nirman”, via question answers, dictation and also understood bhavarth. They additionally revised varna viched.





The process of photosynthesis along with its raw materials and the products were discussed with the introduction of Plants topic. The various factors controlling photosynthesis were taken up for discussion along with a comparative study of simple and compound leaves. In addition to this, the different categories of terrestrial and aquatic plants, their adaptations and examples were done during the online class. A range of objective and subjective questions were done as part of the written work.

4A Online EVS Class (2021-04-29 at 23:33 GMT-7)

**Aquatic Plants**

- 2) **Fixed Plants:**
  - Have roots which are fixed to the bottom of the pond.
  - Have long, hollow stem to reach the surface of the water.
  - Have broad and waxy coated leaves to prevent them from rotting. Example : Lotus, Water Lily
- 3) **Underwater Plants**
  - These have narrow leaves without any stomata.
  - They breathe through the surface and keep the water clean
  - Example :tape grass, pond weed

16:28 / 34:23

4A Online EVS Class (2021-04-28 at 00:33 GMT-7)

Press Esc to exit full screen

**Leaves - Photosynthesis**

- The process by which leaves make their own food is called Photosynthesis.
  - Photo means 'light', synthesis means 'to put together'.
- Green Plants make their own food with help of chlorophyll present in leaves
- Sunlight + Water + carbon dioxide are used .
- Oxygen is given out in this process.

Water is absorbed by the roots and carried by the stem to the leaves.

www.reflectivelearn.com

REFLECTIVE

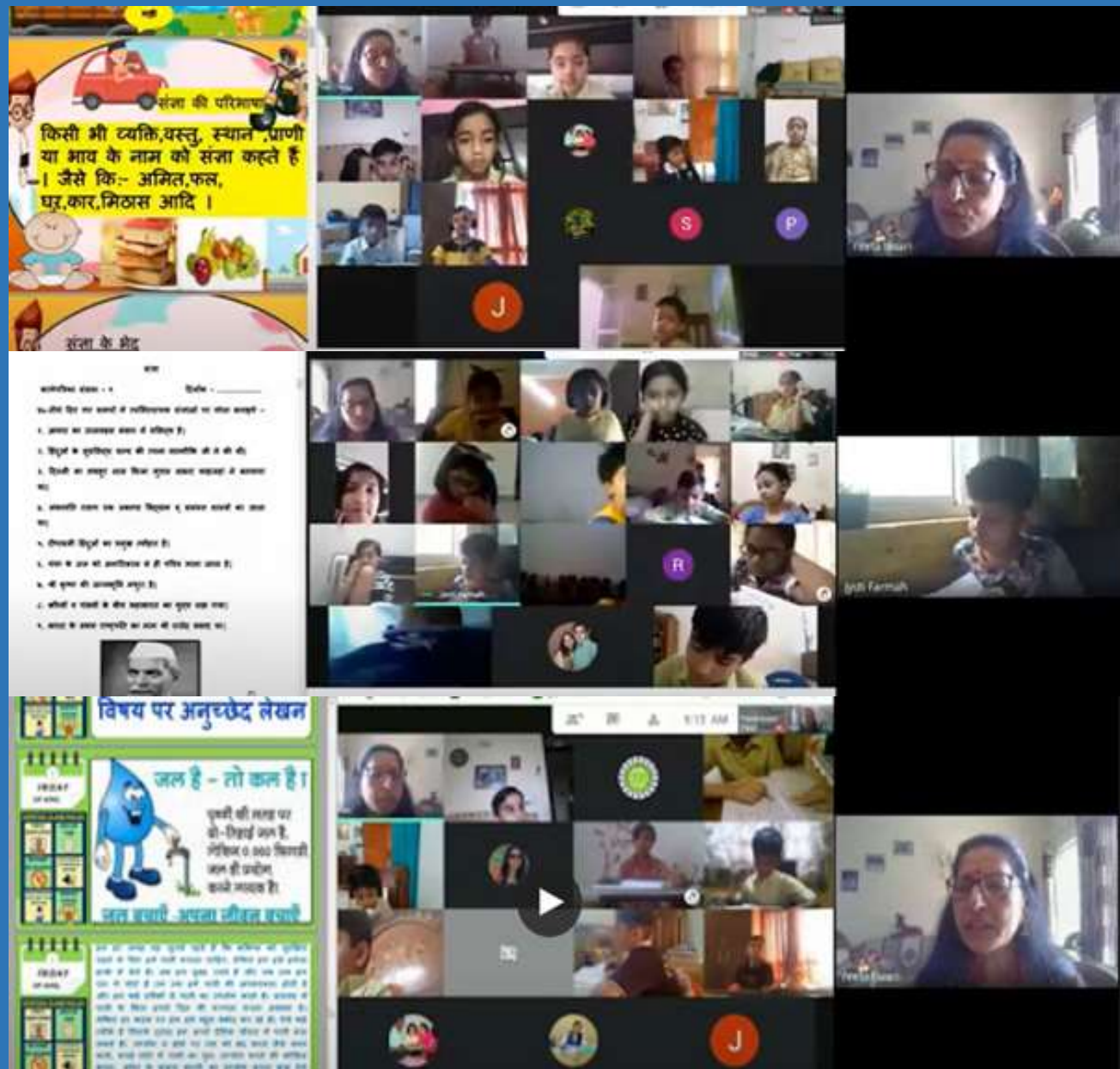
Maharaja Maheshwar

PRAGYAN SCHOOL



# हिन्दी

Students of class 4 revised chapter 1, 'Bharat Desh Mahaan'. They also revised the tough words via dictation. Additionally, they studied "Sangya", its different types, and revised the same via fill in the blanks, question answers and make the sentences.





# Grade 4 ART CLASS



Students of class 4 learn how to prepare a lavender flower from the paper.





English

Students of classes 5A and 5C were introduced to the poem, 'Farewell to the Farm' from their course book. After reading and explanation, they wrote the difficult words and questions - answers. They did worksheets based on homophones and a comprehension passage. They were introduced to compound words too. They also enjoyed doing the activity on Ruskin Bond. They collected information on this famous author and made lovely ppts.

REC Ishanvi Magani is presenting 11:16 AM

- Any discussion about books remains incomplete without mentioning Ruskin Bond. The 87-year-old author has written innumerable books and is one of the brightest stars of the literary landscape.
- Ruskin Bond (born 19 May 1934) is an Indian author of British descent.

11:16 AM

REC Ishanvi Magani is presenting 11:17 AM

### His famous books

Some of his famous books are :

- Great stories for children
- The blue umbrella
- A new flower
- Stories of wisdom

11:17 AM

Farewell to the Farm

Read the poem and write

What you have learnt in one question in your notebook. Submit your answers to the teacher in this group chat. Write a poem and recite it in a group. Show the class and record it on a video.

PRAGYAN SCHOOL



# हिन्दी



Students of class 5 revised chapter 1, 'Tiranga'. They also revised the tough words via dictation. Additionally, they studied "Sangya", its different types, and revised the same via fill in the blanks, question answers and make the sentences.



# ENVIRONMENTAL SCIENCE

Students of grade 5 were introduced to the important latitudes and longitudes of the world through the introduction of L-2: Latitudes and Longitudes. The importance of these imaginary lines in locating any place in the world was also discussed. The names of the latitudes and longitudes along with their degrees and significance was also a part of the group discussions. The difficult words of the lesson along with the objective and subjective questions were completed in the online class. A special Slogan Writing activity was organised on the theme of Earth Day during the regular EVS class.

Home

Monday

Tuesday

Wednesday

Thursday

Friday

Useful Links


Archive

Notes

**L-2: Latitudes and Longitudes**

**Longitudes:**

- The imaginary straight line that joins both the north and south poles is known as the longitude, that is, it joins 90° N with 90° S.
- The 0° longitude, known as the Main Meridian or the Prime Meridian, divides the globe into two halves, namely, the eastern and the western hemispheres.
- The Prime Meridian passes through Greenwich, near London, and is also known as the Greenwich Meridian. The lines of longitude are referred to as meridians.



The positions of longitude

18:44 / 40:38





Students of class 5 learnt to make rose flower using paper



# CLASS TEACHER'S PERIOD

Students of classes 3-5 had 15 minutes' theme-based Class Teacher's Period from Monday to Friday. Different topics like English Language Day, Honesty, General Awareness: Awards and Honours, Responsibility and Virtual tours were taken up this week. Class 3 had a virtual tour of Nehru Planetarium, class 4 of National Science Centre and class 5 had a tour of Lal Bahadur Shastri Memorial. Students were shown powerpoint presentations on these topics. They were told about the importance of these days. Children shared their own views and enjoyed taking part in the discussions based on these topics.



# EVENING ART CLASS

In evening class art class, students learnt shading techniques with pencil, crayon and watercolour.



Pavaki 4D

# SUBSTITUTION ART WORK

In the substitution period, students of classes 3 to 5 learnt pointillism technique. Students learnt how to apply brush back or any pointed thing with the colour in an object.



# INTRODUCTORY PTM

Positive connections between parents and teachers have been shown to improve children's academic achievement, social competencies and emotional well-being. When parents and teachers work as partners, children do better in school and at home. Keeping this in mind, an introductory PTM was organised for the new parents of grade 3 to 5. The parent teacher interaction served as an effective medium in clearing queries and providing feedback for upliftment of the child.



# ADOBE WEBINAR

Ms Rajni Krishna and Ms Meha Gupta, attended a webinar based on efficient use of Adobe Spark. This workshop was conducted by Adobe and Niti Aayog. The facilitators of this webinar were Suraj Setkar and Krithika Rao, Education specialist, Education initiatives, Adobe. This webinar included the use & benefits of tools like spark post, spark page & spark video.

