



PRAGYAN
S C H O O L

WEEKLY CIRCULAR PRIMARY

29th JANUARY 2021

(Cir/PS/41/2020-21)

NURSERY



English - Revision of letters A-Z was done in English Workbook and in 4-lines notebook.

Hindi - Introduction of vyanjan 'श' was done where children did the picture reading.





Environmental Science - Revision of spider/ostrich was done through Show & Tell.

General Awareness - Conversation on different seasons was done in the class.

Art & Craft - Children enjoyed colouring 'Banana' in sparkle book.



N
U
R
S
E
R
Y

Music - Children sang 'Bharat mera pyara desh' song that they had learnt in the previous music class.

Science Demo - Introduction of shadow was done by through rhyme.

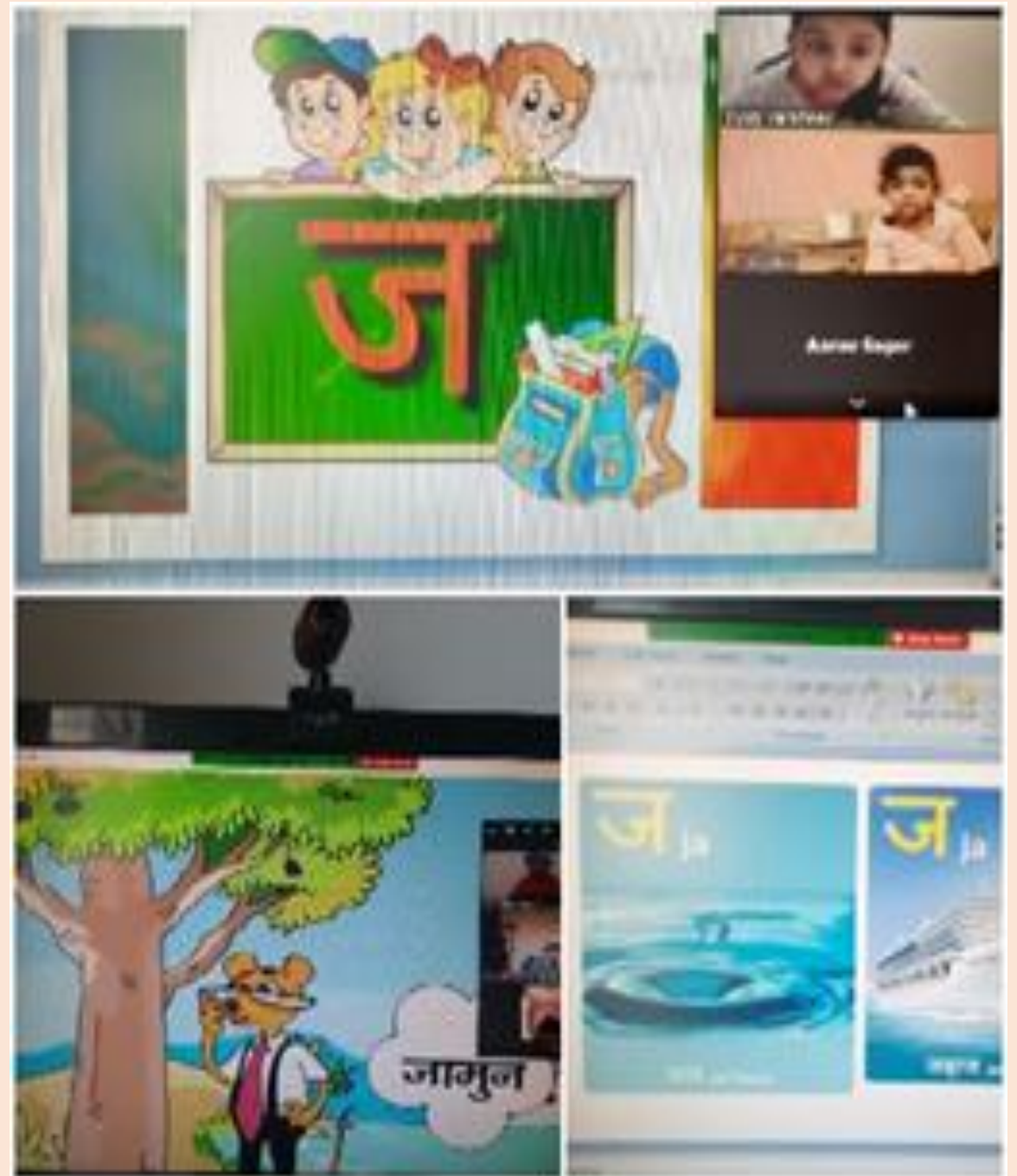
Saturday Activity - Children enjoyed doing the activity draw & colour (season)



KINDERGARTEN

Eng -Students practiced writing sentences in their notebook .Introduction of o vowel and ox family words were done in textbook and workbook.

Hindi- Students of KG did revision of previously taught Vyanjans. Vyanjan 'ज' was introduced with the help of flash cards and related story. Written practice of vyanjan and simple sentences were also done in workbook and notebook .Worksheets of two three and four letter words were done





GA- Discussion on rainy and autumn seasons were done students enjoyed colouring pages also. Special assembly on Republic Day was conducted students enjoyed doing tear and paste activity also.

Art and craft -students enjoyed colouring in sparkle book



EVS - Discussion of insects was done and students learnt few facts of cockroaches and ladybug.

Music -Students enjoyed singing patriotic 'lehrae Tiranga Shaan se' song in the class .



Saturday Activity -Students enjoyed the story time 'The Mitten' and enjoyed making a mitten with paper and cotton.




Students of class 1 were introduced to Creative writing in hindi. Kids were shown a picture of a “उपवन” along with a few helping words. Students were guided to frame simple sentences verbally by taking help of the picture and hint words. They further wrote those sentences in their notebook.






Grade 1 VOCAL MUSIC CLASS

The students of class 1A and 1D learnt the prayer song 'Itni Shakti Hume Dena Data' praying to God to help them lead the correct path in life and overcome all the hardships and difficulties.



ISA PROJECT


As a part of the ISA project, students of class 1 learned dance steps on the song “I like to move it”. Kids made beautiful head gear of different animals like lion, tiger etc and performed their dance during the online class.




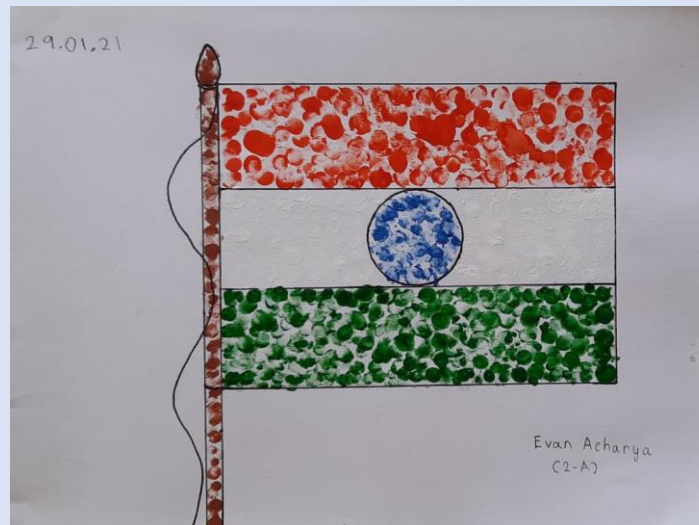
STORY NARRATION

Students of class 1 had “Hindi - Story Narration” on topic “Bravery”. It was a part of a collaborative session where each child got an opportunity to narrate a story . They participated with great enthusiasm of narrating different stories with amazing morals.





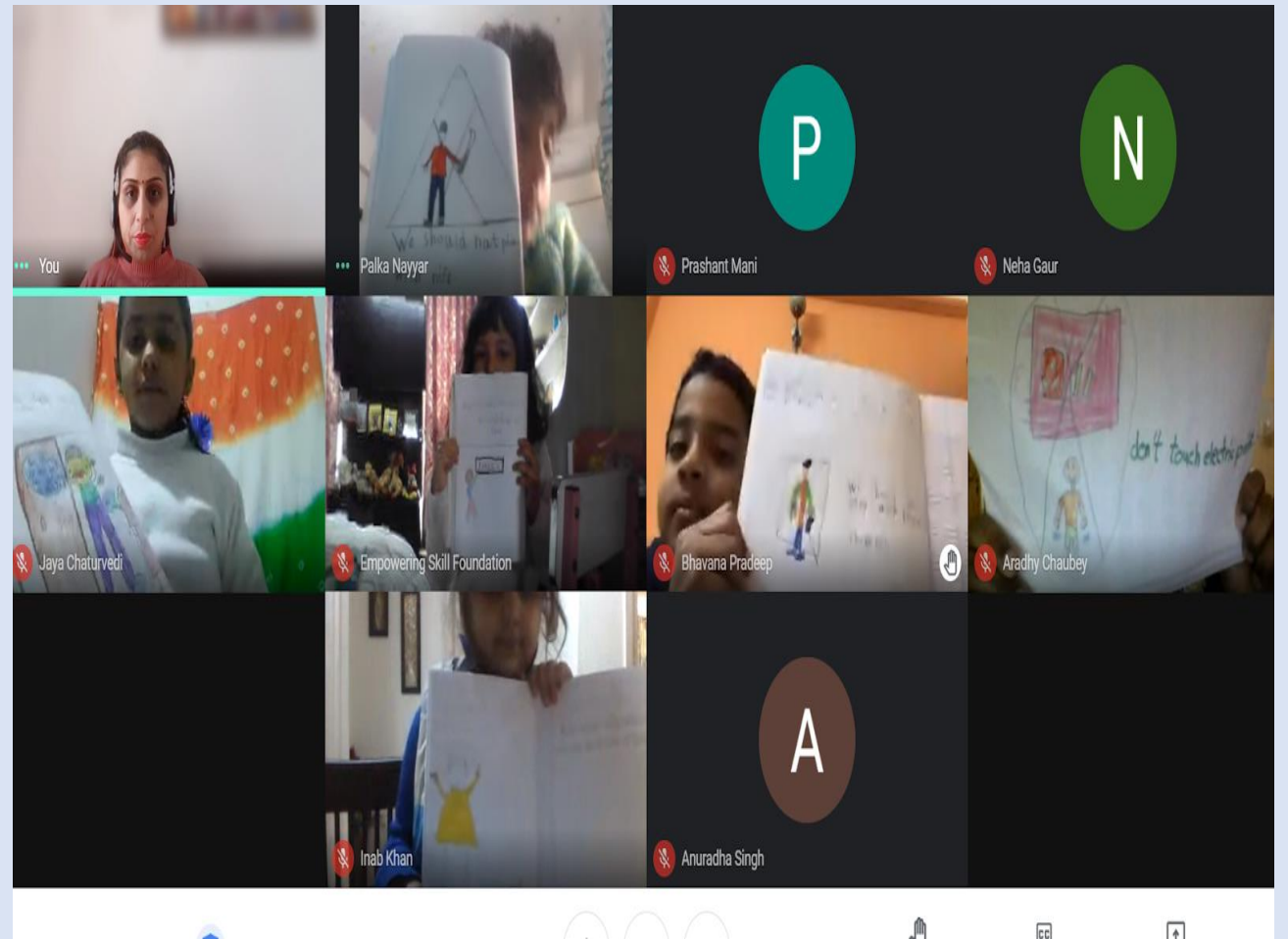
Students of class 2 A learnt to draw Indian Flag and they have done Finger painting in it using poster colours. They all enjoyed a lot of this activity done for Republic day.





ENVIRONMENTAL SCIENCE

Keeping your home free of dangers can prevent accidents. Students of class 2 showcased their creativity by drawing pictures on 'Safety measures at home'.





हिन्दी

The right mix of creativity along with curriculum helps students to be innovative and also encourages them to learn new things. Students of class 2 made clouds using cotton and presented their creativity.



SPECIAL EVENING ART CLASS

Students of special evening art class learnt to make their favourite pet 'cat' in an easy way using shapes. They created different backgrounds of their own and had lots of fun in drawing it.

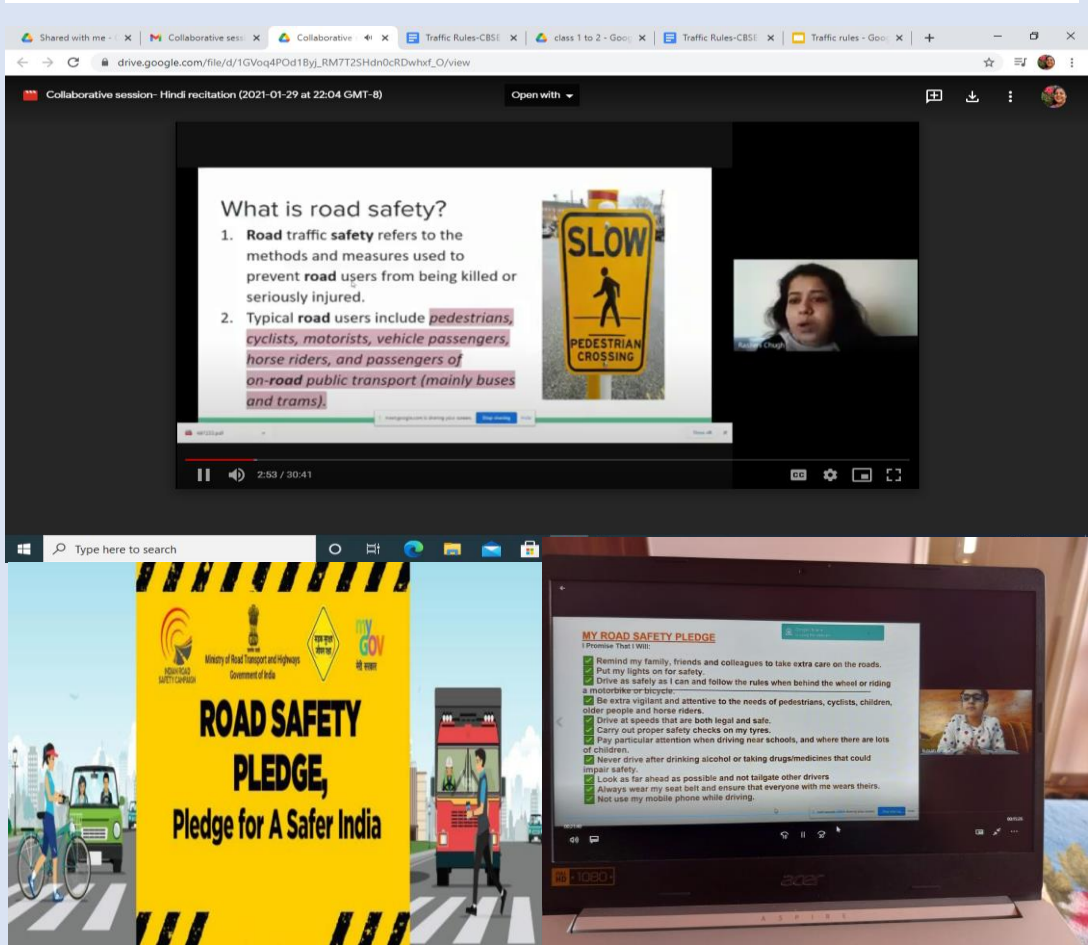


SPECIAL ASSEMBLY

Republic Day honours the date on which the Constitution of India came into effect on 26 January 1950. Students of class 2 presented special assembly on 25th January to mark this event. Various performances were held such as dance, music, thoughts, instrumental, etc. Programme was culminated by the vote of thanks given by our respectable Headmistress Mrs. Divya Kapoor.



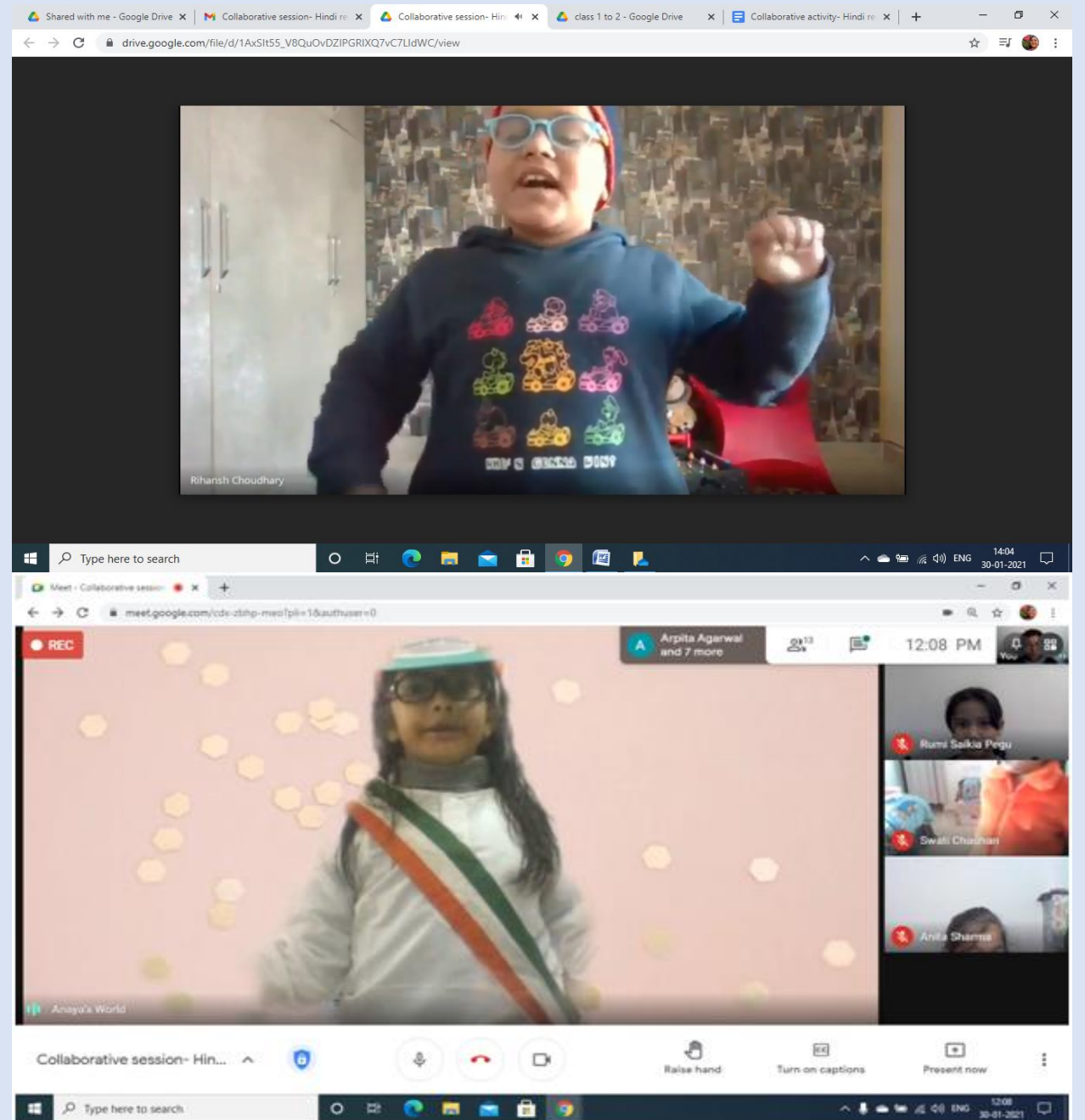
TRAFFIC RULES : CBSE ACTIVITY



Road Safety-CBSE activity
Alert today- Alive tomorrow
Rules regulate the work and help it move along the desired path. Thus, in order to have a smooth movement of traffic on the roads, the traffic rules are made by the traffic police. The students of class 1 & 2 were sensitized on “Road Safety” on 30 January, 2021 through a video and ppt and were made aware about the importance of traffic rules. It was an informative session that helped the students to understand and know about the do’s and don’ts of road safety. The session culminated with a pledge and some also shared their experiences while travelling with their parents.

COLLABORATIVE ACTIVITY

Students of class 2 had Hindi recitation on the theme Veerta, as part of the collaborative session on 30.01.21. Few sample poems on the theme mentioned were shared with the students prior and they were also given a demo, by the subject teacher. It was a competitive activity and winners will soon be given certificates of merit.



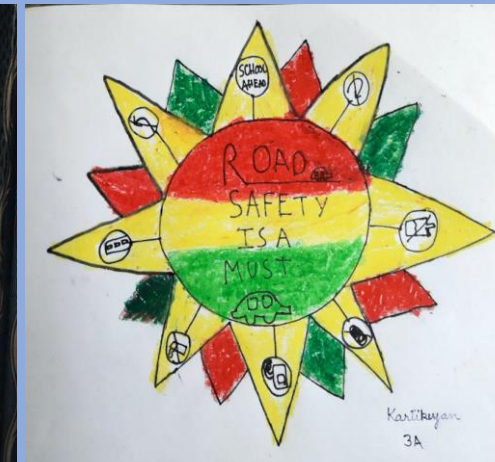

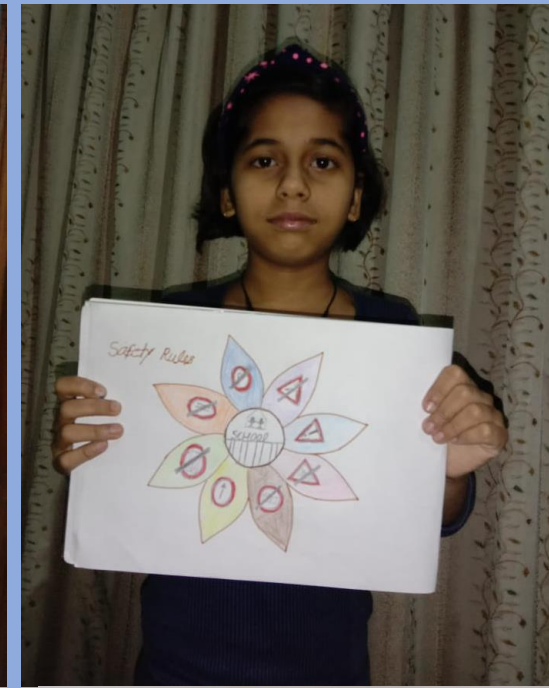



The students of class 3 were introduced to the grammatical concept of conjunction and learnt the usage of the conjunctions through various exercises. Revision of the poem of the month 'Mr. Nobody' and the difficult words from the chapter 'The Land of Fib' were done too for the forthcoming week's English assessments. They even wrote a paragraph on 'Republic Day'. Practice of Picture Reading was taken in the evening English Revision class.

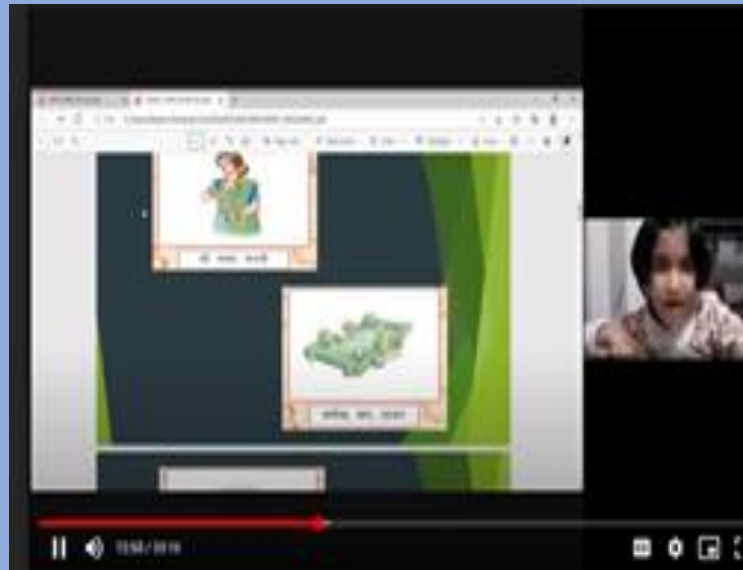
A screenshot of a video lesson. The top half shows a slide titled "PARAGRAPH WRITING" and "REPUBLIC DAY". It includes "HELP WORDS: National festival, got its constitution into power, India became republic, hoisting national flag, cultural celebration, President hoists flag, festivity at Rajpath, parades by armed forces" and a cartoon illustration of children celebrating Republic Day. The bottom half shows a slide titled "CONJUNCTION JUNCTION" with a cartoon chef holding a bottle. On the right side, there are two video thumbnails of a woman, with the name "Dr Kanak lata" visible below each. A "PICCOLLAGE" watermark is at the bottom right.



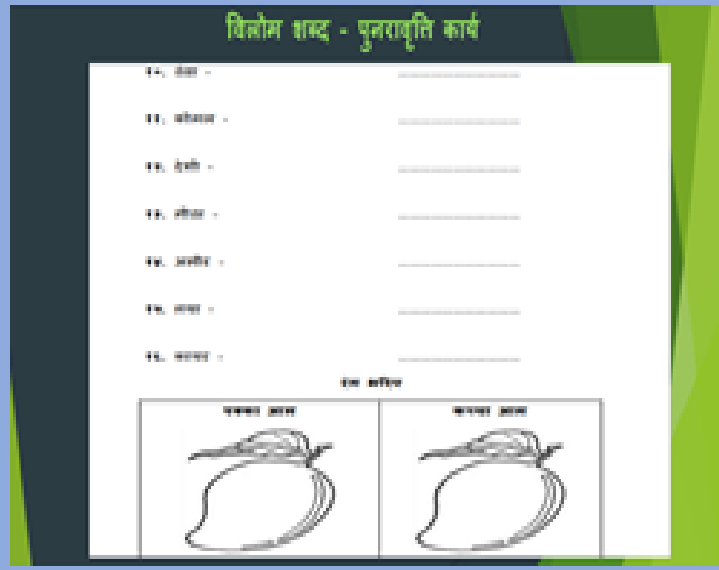
ART CLASS



Students of class 3A made fantastic rangolis on 'Road Safety.' They enthusiastically worked on it to spread awareness on traffic rules.



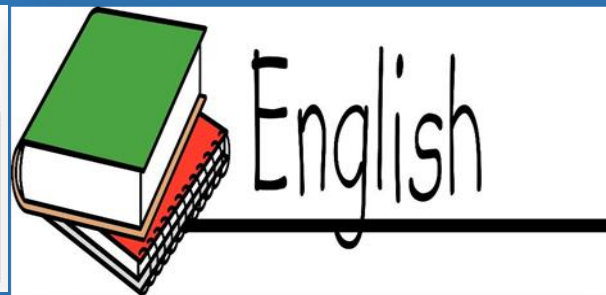
Students of class 3 were introduced to, 'SAMANARTHI SHABD.' They were shown a powerpoint for quick reference. They also did written work in the workbook and revision of 'VILOM SHABD.'



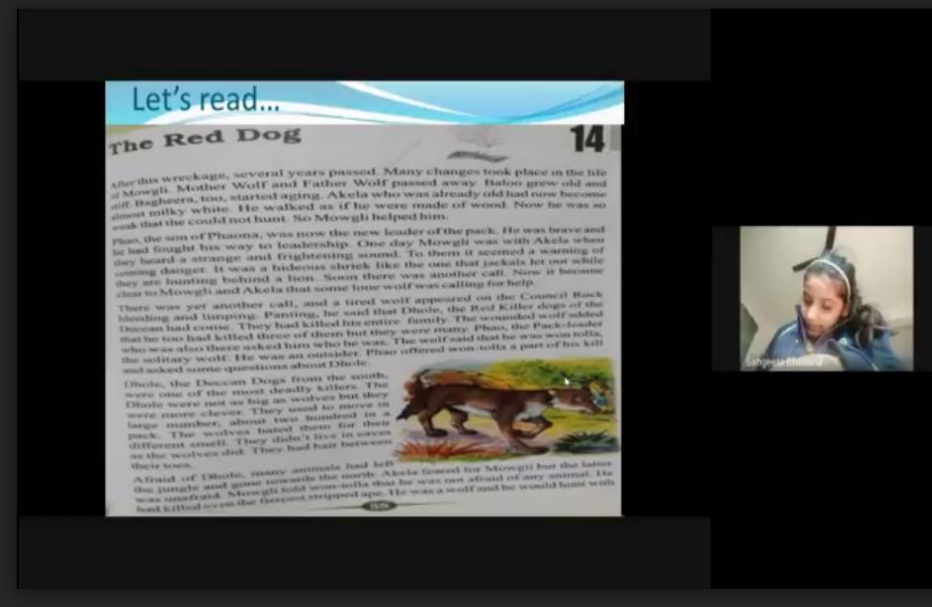
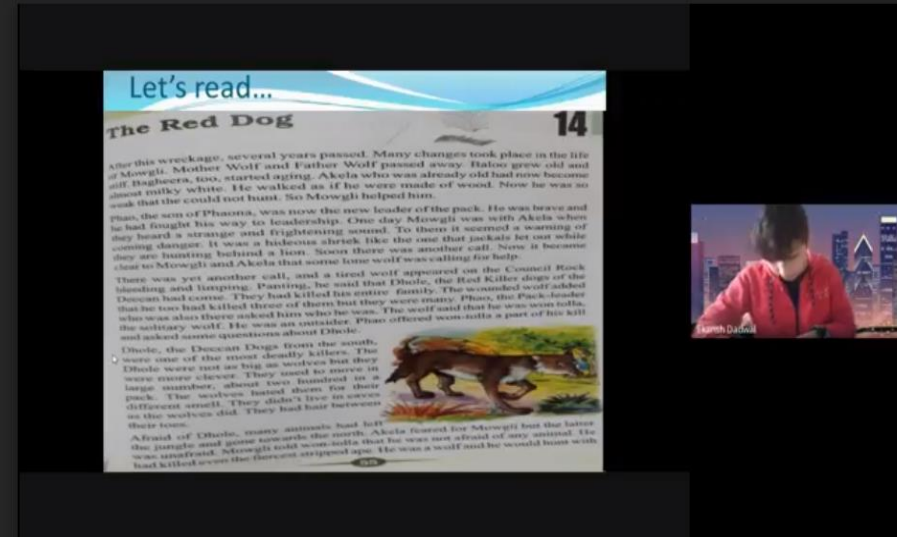


Students of class 3 continued with the chapter 'Important Cities of India'. They learnt about the metro cities Mumbai and Kolkata, their geographical features, climate, industries and the major tourist attractions of these cities too. Related videos and ppts were shared. Written exercises based on the topics were done too.

The image shows a video player interface. The top video shows a night view of Mumbai with the text 'MUMBAI class-3' and 'MUMBAI'. The bottom video shows a presentation slide titled 'KOLKATA' with a URL 'https://youtu.be/qQB2pQe9hLk'. The slide text reads: 'Kolkata is the capital of West Bengal. It was known as Calcutta earlier and was officially renamed Kolkata in 2001. The city is situated on the banks of the River Hugli and faces the Bay of Bengal. Kolkata was once a fishing village, which has now grown to become one of India's most populated cities. The offices of the West Bengal government are located in Kolkata. The Governor, the Chief Minister, other ministers and government officials live in the city. Kolkata has a very rich and diverse culture. People are fond of dancing, singing, games'. The presentation also includes several images of Kolkata landmarks and a tram. Two student video feeds are visible on the right: Ritu Yadav and Deepika Saroha.



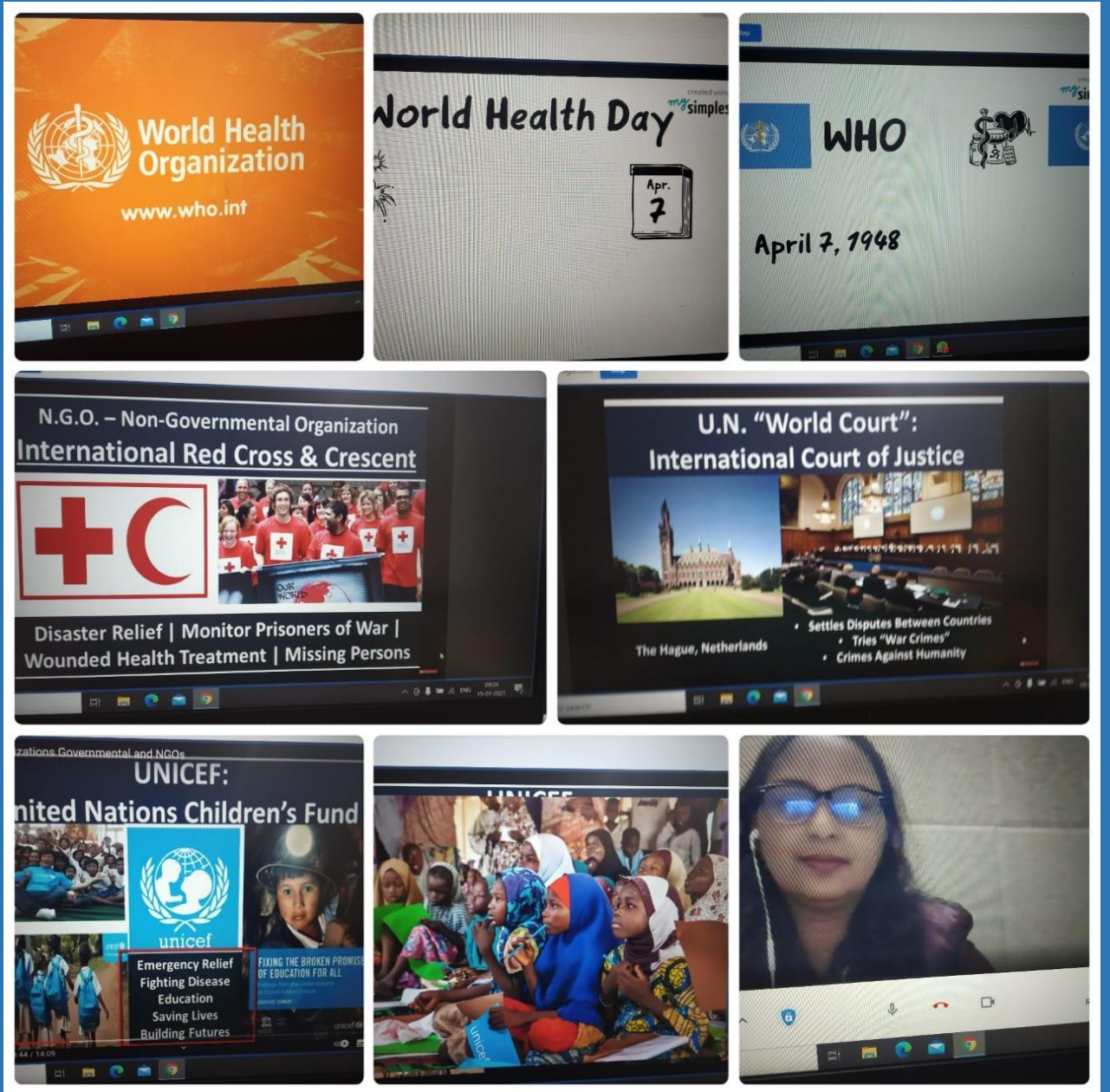
Students of grade 4 read chapter 14 from 'The Jungle Book.' They did practice for the olympiad by doing the practice sheet - 1 from the workbook. They also created wonderful Reminiscence Postcards with a picture related to their favourite folktales & its information.





ENVIRONMENTAL SCIENCE

The students of class 4 learnt about the organizations that help us in their EVS class. They also studied about the various international and national government and non government organizations like UNICEF, RED CROSS, WHO, Robinhood Army, Goonj etc. They were also told about how these organizations work for the needy people of our country and society.





Grade 4 ART CLASS

Students of classes 4A and 4C created innovative Rangoli on 'Road Safety.' They gave information on traffic signs and road safety rules through their rangolis.





Students of class 5 were taught the Use of Apostrophe through related videos and a PPT. They did written tasks too . During the week practise was done for the olympiad. Students solved a practise sheet. Listening skills was also done with the students. They listened to a passage and answered related questions through a google form.

Let's Practise:
Rewrite the sentences using the contractions of the words given in brackets.

- (We are) going to Mumbai on Sunday.
- (Who will) stay at your house when you go to Mumbai?
- I (cannot) accompany you because I (have not) finished my homework.
- We (should not) throw garbage on the road.
- I think (it is) going to rain heavily tonight.
- I think (they are) very nice boys.

Apostrophes
for missing out letters in words

don't (do not)	I'm (I am)	could've (could have)
who's (who is)	he'll (he will)	they're (they are)

Amandeep Kaur

MEXUS

Apostrophe

The **apostrophe (')** is a punctuation mark used in English writing.

Mexus Education

It's a sunny day. We are driving in my uncle's car.

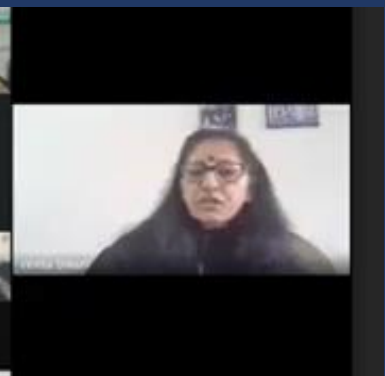
manohar sahu



हिन्दी



Students of class 5 studied the topics - Anekarthak, Bhinnarthak shabd, Upasarga and Pratyay. They studied how to differentiate between these and their meanings. They were shown a ppt for quick reference.





ENVIRONMENTAL SCIENCE

The students were introduced to the significance of the two most important natural resources through L-26: Water and Air. A discussion on the various sources of potable water was done along with the two categories of impurities-soluble and insoluble present in water. This was followed by the discussion on processes used to remove insoluble and soluble impurities from water which included processes like sedimentation, decantation, filtration, evaporation, distillation and chlorination. Video demonstrations on the above processes were also shown to make the students strengthen their understanding. The next topic of discussion included the properties of air and the importance of the five layers of the atmosphere. The topic concluded with the introduction and the explanation of biosphere.

5C Online EVS Class (2021-01-27 at 22:36 GMT-8)


Press [Esc] to exit full screen

Home
Monday
Tuesday
Wednesday
Thursday
Friday
Useful Links
Archive
Notes

L-26: Water and Air

Layers of the atmosphere:

- The second layer, stratosphere is very stable. Many jet aircrafts fly in this layer.
- The ozone layer, which absorbs harmful ultraviolet rays from the sun, is found here. Ultraviolet rays can cause damage to our skin and eyes. They can also damage crops.
- The next layer is the mesosphere. Meteors or rock fragments entering the atmosphere burn up in the mesosphere.
- The mesosphere has a lower temperature than the stratosphere and is the coldest of all the layers (at -143°C) in the atmosphere.



Freeze Daway

Activate Windows
Go to Settings to activate Windows.

6:58 / 34:01

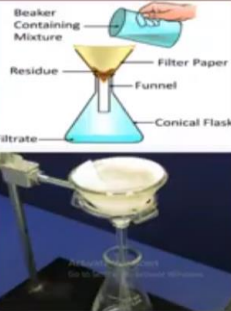
5C Online EVS Class (2021-01-20 at 22:37 GMT-8)

Home
Monday
Tuesday
Wednesday
Thursday
Friday
Useful Links
Archive
Notes

L-26: Water and Air

Removal of Insoluble Impurities from water:

- Insoluble impurities, such as sand, mud and stones are separated from water by filtration or sedimentation.
- The process of passing the impure water through a filter is called filtration.
- The residue or insoluble part is left behind on the filter paper and the clear liquid, called filtrate, is collected in a separate container.
- This filtrate is clear water which is free from insoluble impurities.

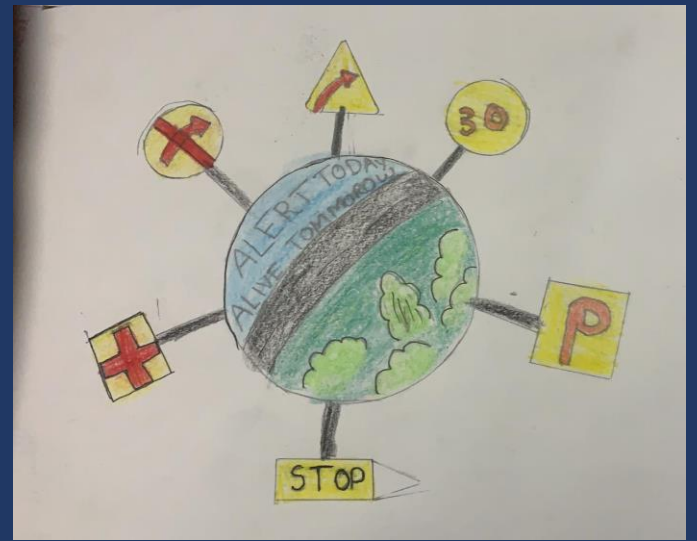


Activate Windows
Go to Settings to activate Windows.

5:48 / 32:04



Students of classes 5 A and 5C made beautiful rangolis on, 'Road Safety.' They showed signs and traffic rules related to road safety through their rangolis.



COLLABORATIVE SESSION

Students of classes 3-5 had their Collaborative Session on Road safety and Traffic Rules on Saturday. The importance of acquiring knowledge and the right implication of the rules were shared with them through ppts and videos. They even took a road safety pledge. Apart from this, students of class 3 had a general awareness session on Famous Personalities and Their Special Names, class 4 on Paintings of India, and Class 5 on World of Artificial Intelligence. Related ppts and videos were shared with the students. They participated in a quiz which was conducted through Google form at the end of the session.

The collage features several key elements:

- Top Left:** Road safety signs including a red and white 'No Entry' sign, a traffic light, a red octagonal 'STOP' sign, and a blue circular 'No U-turn' sign.
- Top Right:** A white box with the text 'ROAD SAFETY RULES' in bold red letters.
- Middle Left:** A portrait of a woman with a caption: 'She was also behind the Congress manifesto in 1931 to let women vote when it came to'.
- Middle Right:** A blue box titled 'MY ROAD SAFETY PLEDGE' with a list of promises:
 - I Promise That I Will:
 - Remind my family, friends and colleagues to take extra care on the roads.
 - Put my lights on for safety.
 - Drive as safely as I can and follow the rules when behind the wheel or riding a motorcycle or bicycle.
 - Be extra vigilant and attentive to the needs of pedestrians, cyclists, children, older people and horse riders.
 - Drive at speeds that are both legal and safe.
 - Carry the proper safety checks on my tyres.
 - Pay particular attention when driving near schools, and where there are lots of children.
 - Never drive after drinking alcohol or taking drugs/medicines that could impair safety.
 - Look as far ahead as possible and not behind other drivers.
 - Always wear my seat belt and ensure that everyone with me wears theirs.
 - Not use my mobile phone while driving.
- Bottom Left:** A slide titled 'Indian Paintings' with an illustration of two figures and text describing Indian art styles.
- Bottom Middle:** A slide titled 'The future of tomorrow?' with 'AI Artificial Intelligence' and an image of a robot.
- Bottom Right:** A slide titled 'ARTIFICIAL INTELLIGENCE (AI)' with a glowing brain graphic and binary code.
- Other Elements:** Several small video thumbnails showing participants, a 'PICCOLLAGE' logo, and a timestamp '11:37 AM'.

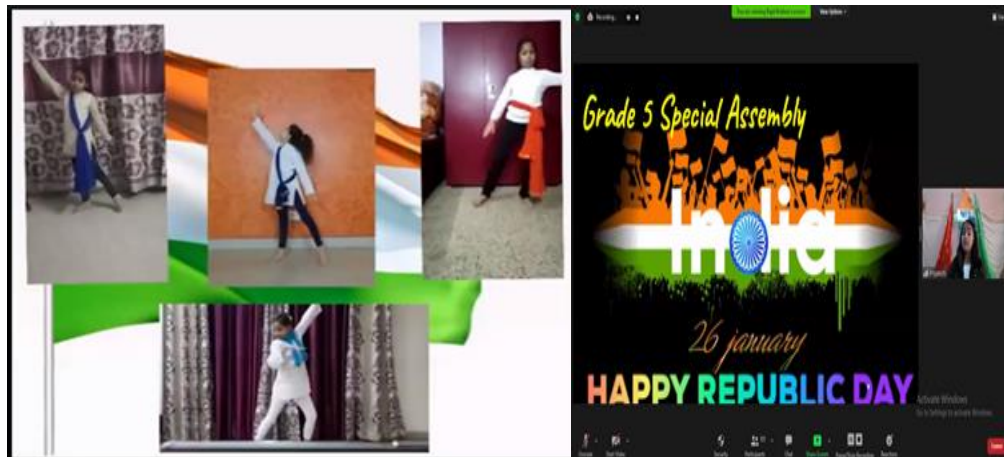
ISA ACTIVITY

The students of classes 3-5 created wonderful Reminiscence Postcards with a picture related to their favourite folktales & its information. The students provided the names of the folktales, origin, characters and the moral value that they learnt from them. This was done in their regular English online classes, as a part of their ISA Activity.



SPECIAL ASSEMBLY

To commemorate our commitment to the constitution and to celebrate the rights of democracy, we celebrated the 72nd Republic Day with patriotic zeal and fervor. A special online assembly was conducted by the students of grade 5 where the parent fraternity along with students of 3 to 5 were present to witness the gala event. The assembly began with an instrumental rendition followed by the news highlights of the year 2020. This was followed by a speech on the significance of Republic Day and its celebration. In addition to this, the audience were introduced to the central theme of the assembly- 'the Five pillars of Nation Building' which included Law and order, Women empowerment, Patriotism, Swachh Bharat Abhiyaan and Unity in Diversity. Each pillar was introduced through some motivating and thought provoking thoughts. There were beautiful song presentations and Hindi Poem Recitation. To spread positivity all around, there were some wonderful dance performances and talks related to the theme. The special assembly concluded with a scintillating group dance performance and a pledge for the betterment of the nation. It was a great exhibition of the essence of the patriotic zeal which filled our hearts with love for our country.





The fourth cycle of the Stem at Home Sessions continued this week with the incorporation of various hand on experiments with easily available materials at home. Students of grades 3 to 5 had the opportunity to explore and perform live experiments like ‘Paper Gun’, ‘Punching Liquid’ and ‘Sound Creating Setup’ under the guidance of efficient trainers from the Stem Lab.

