



**PRAGYAN**  
S C H O O L

# WEEKLY CIRCULAR PRIMARY

10<sup>th</sup> JULY 2021  
(CIR/PS/10/2021-22)

# NURSERY

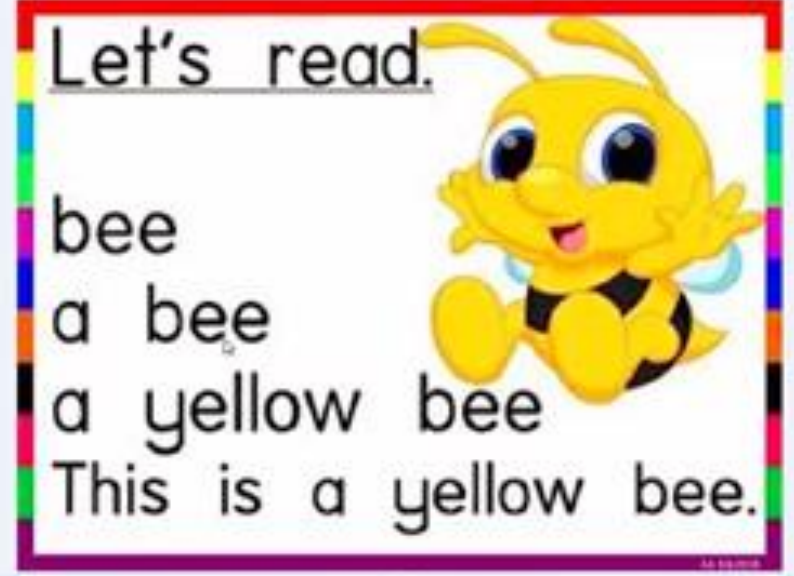
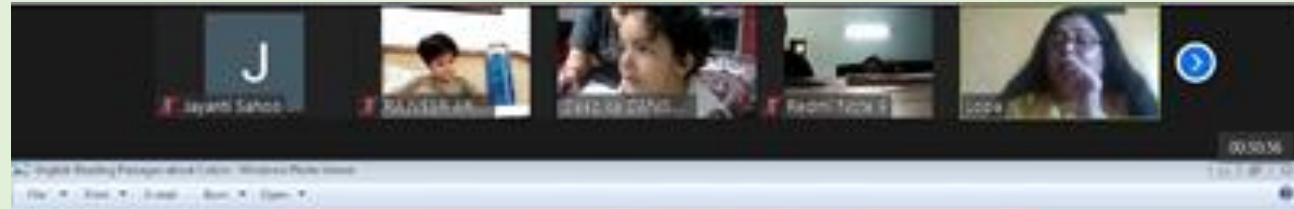
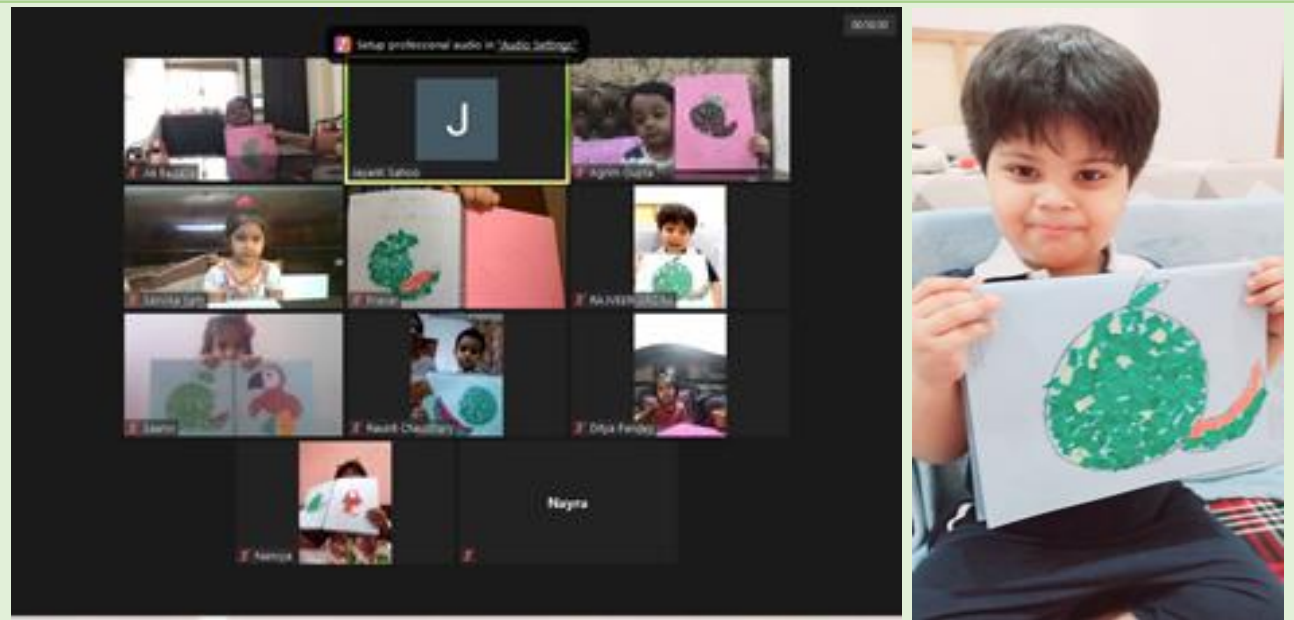


**English** – Letter ‘H’ was introduced in the class and students enjoyed picture talk and was able to identify the objects related to letter ‘H’

Reading Scheme: Reading of Small sentences was done in class.

**Craft** – Students enjoyed doing the tearing and pasting activity on a picture of watermelon.

**Dance** - Students practiced the dance on the song ‘Vandemataram’.





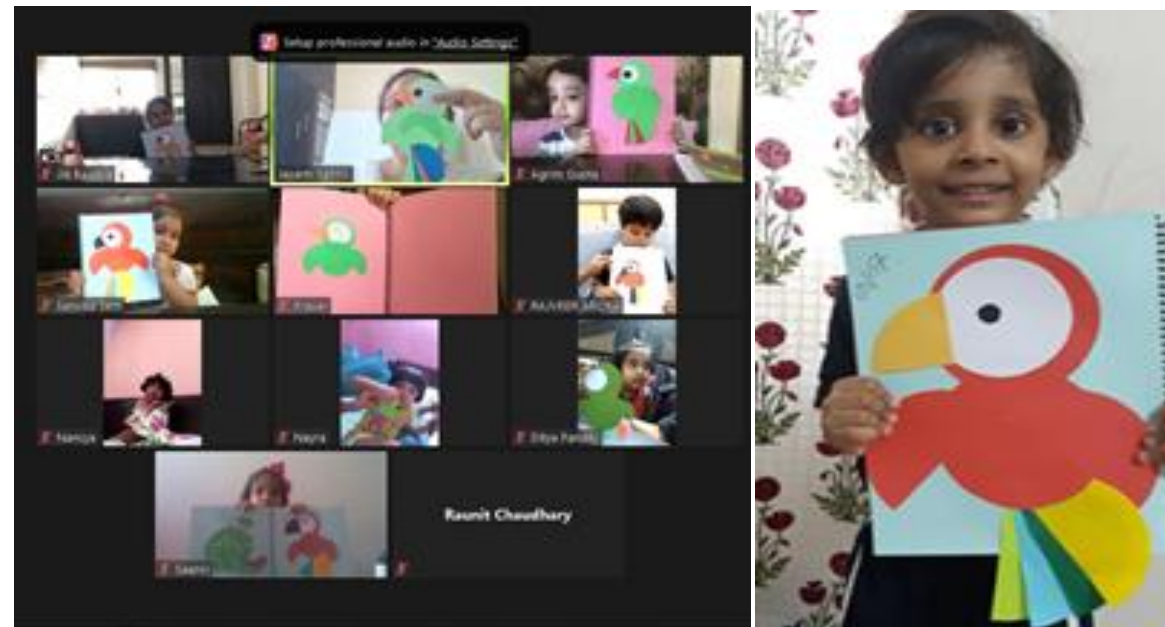
Maths - Numeral 4 was introduced by counting objects and doing the worksheets for the students to understand its value.

Hindi - Vyanjan 'घ' was introduced in the class through an audio-visual story: 'Three little pigs' .

EVS - Craft work on Parrot was done where children learnt some fun facts about it through audio- visual and worksheet.

General awareness - Students learnt about "my house" and different types of rooms in it through a rhyme.

Music - Students practiced the song 'Nanha munna rahi hun'.



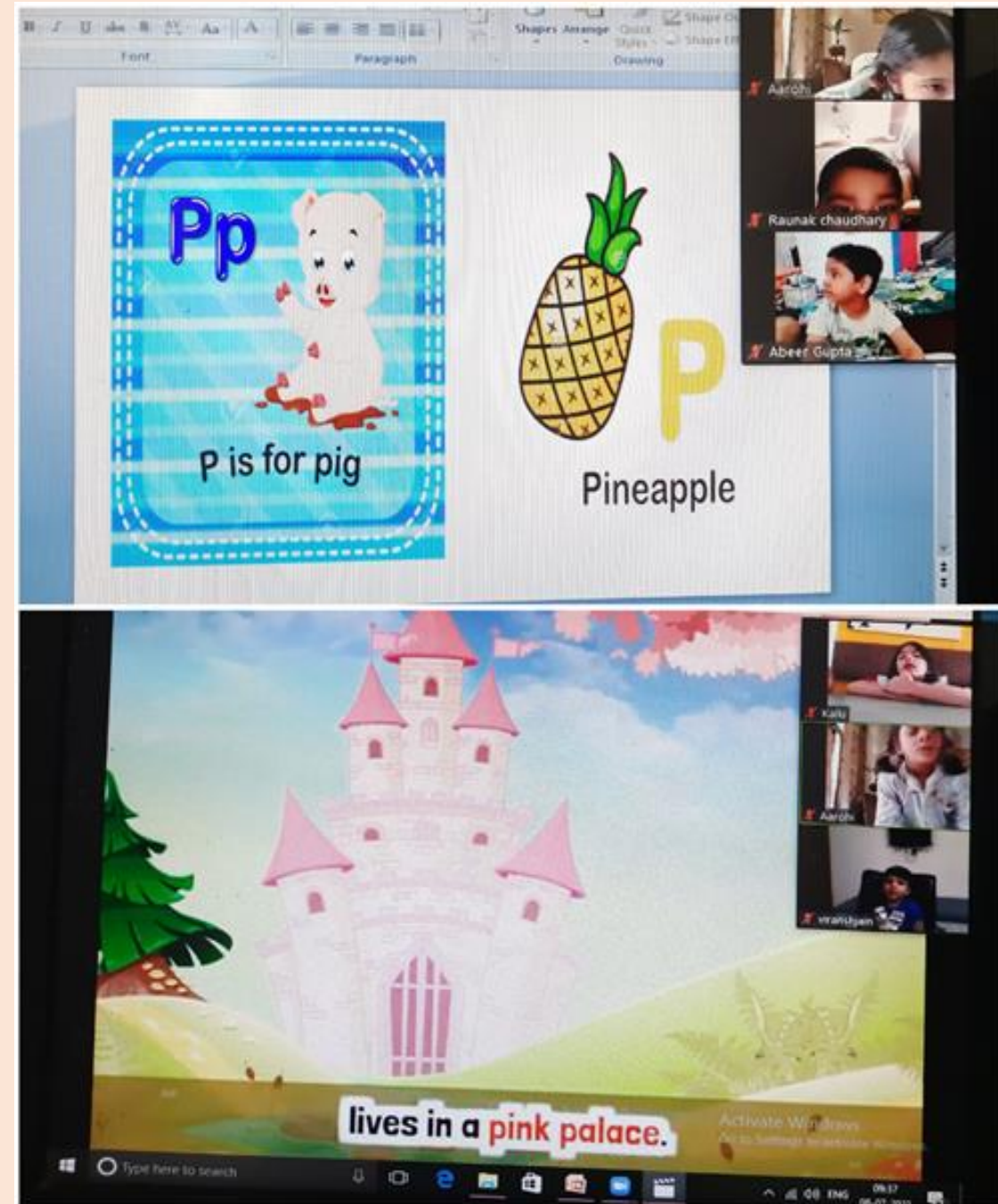
# KINDERGARTEN

**English** - Introduction of letter b and p were done with the help of flash cards, letter story. Written practice of letters was done in workbook and notebook.

**Reading scheme** - Students enjoyed reading sentences from 'My Pet Dog'

**Music** - Students enjoyed learning Nana Muna Rahi hoon song in the class.

**Dance** - Students learnt dance steps on Vande Mataram.

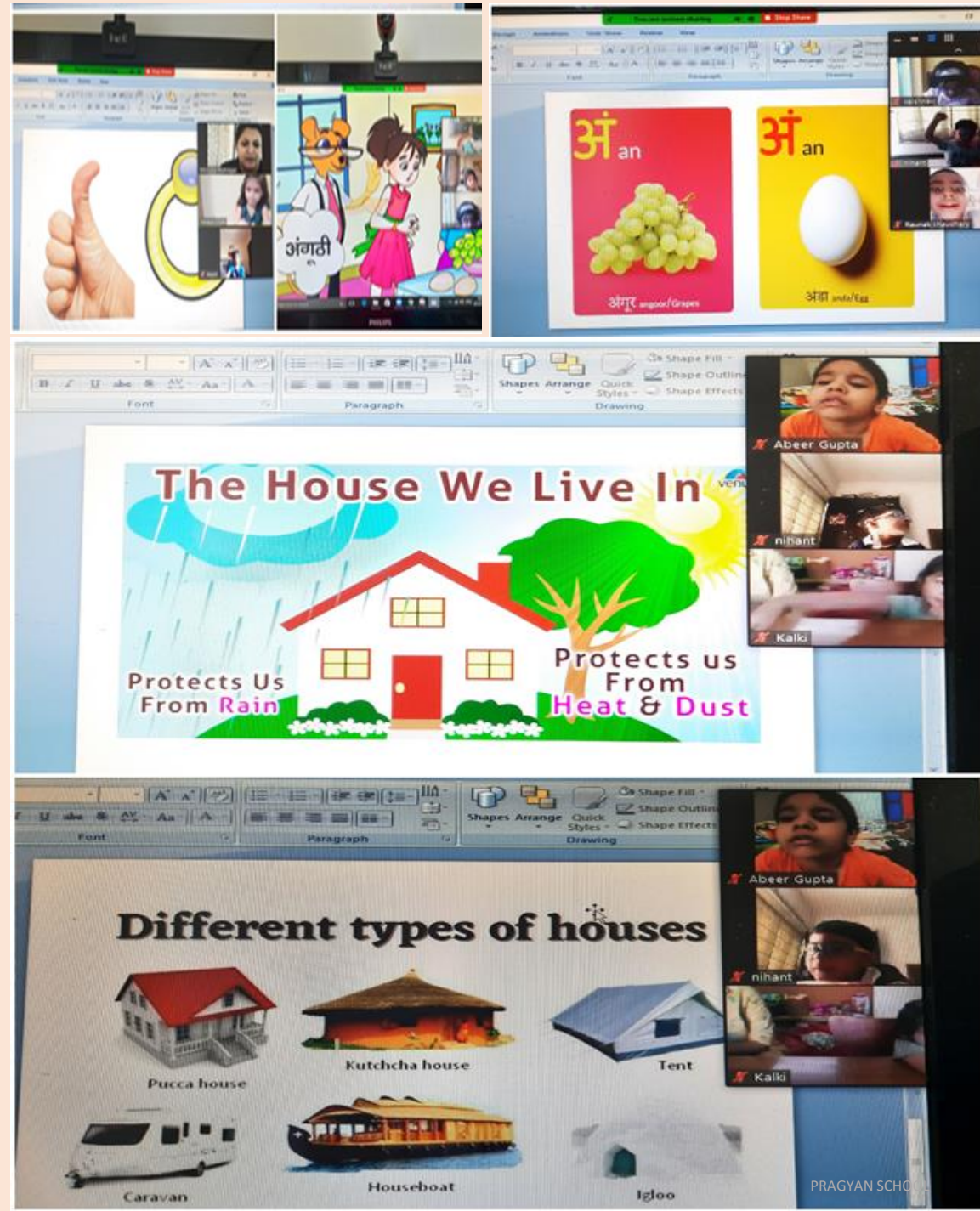




**Maths** - Introduction of numbers 50-60 and worksheet of missing numbers were done. Questions related to what comes after, before and between were asked to students.

**Hindi** - Revision of swar was done with the help of flashcards. New swar अं,अः were introduced with flash cards, story and rhymes.

**GA** – Students were informed about “home and shelter” like "why we need house to live in" , "two main types of houses- kutchcha house and pucca house" and "material used to make these houses"



EVS - Introduction of wild animals i.e. lion and elephant by sharing some facts with the students like "lion is carnivores animal and known as king of the jungle ", "Elephant is big in size and carries heavy loads" etc. Stories were also shown on wild animals. Students enjoyed making finger puppet of lion.







# ENVIRONMENTAL SCIENCE

Students of class 1 learned about Neighbour and neighbourhood during their EVS class. Students were introduced to different places of our city e.g., School, Park, Theatre, Post office etc





Students of class 1 had a discussion on “Rainy season” during their english class. Kids were told about things we can see during monsoons like clouds, thunder, puddles, different creatures etc.



Children of class 1 were introduced with बड़ी ई की मात्रा in their Hindi class. They all were able to identify words based on matra and also spotted through the pictures. They all were taught the new words for the month of July. A video depicting the matra was also shown to the kids for more detailed explanation.

इस वर्ण का नाम बताओ

ई

से

ईट



ईख

जुलाई माह के नए शब्द

3  
तीन

three

महारानी



तीन

जीभ



लीची

दीदी



Rishika Pandey

Prisha Sharma

Avika Dubey

Aditya Mittal



1 ten 4 ones makes 14

A diagram showing base ten blocks. On the left is a vertical rod made of 10 orange blocks, representing one ten. To its right are four individual orange blocks, representing four ones. The text "1 ten 4 ones makes 14" is written above the blocks.

meet.google.com/...



Children of class 1 learnt the number names of 20 to 29. Children enjoyed learning tens and ones from 20 - 29. They learnt that in number 20, 2 tens are hidden and the single digit numbers are ones. Children understood the concept of tens and ones.

Number Names

20 - twenty

A graphic showing the number 20 in large red font. Below it, the word "Twenty" is written in red. To the right of the number and word are ten black beans arranged in two rows of five. The background is light blue with a small cartoon character.

21

TWENTY ONE

A graphic showing the number 21 in large red font. Below it, the words "TWENTY ONE" are written in blue. To the left of the number and words is a cartoon girl in a pink dress. The background is blue with green hills at the bottom.

PRAGYAN SCHOOL





Students of Class 1, had their first online STEM activity where they learned to make Party Popper with the help of paper glass and balloons. Students enjoyed making the popper and tried it during the class.





Students of class 2 were introduced to a new chapter 'Toto the monkey' along with a set of new vocabulary words like delicacy, companion, blazer, ornamental, delight, sparkled to name a few. To comprehend the chapter better students were explained the meaning of these words and for some pictures were shown.

REC

Aalisyaa Heera

Reema Singh

ashara rana

Ritwik Rawat

thamarai

Mayuri Luthda

Neha Teotia

You

Present

Share

Toto the Monkey - in continuation

Type here to search

PRAGYAN SCHOOL



पानी आया...  
पानी आया...

पानी आया... पानी आया...  
गरज रहे बादल घनघोर  
ठमक-ठमक कर नाचे मोर  
पी-पी रटने लगा पपीहा  
झन-झन-झन झींगुर का शोर  
दूर कहीं मेंढक टरिया  
पानी आया... पानी आया...  
रिमझिम-रिमझिम बूंदें आईं  
खुशियों की सौगतें लाईं  
पेड़ों के पत्तों ने भरभर  
झूम-झूमकर तालियां बजाईं  
गर्मी का हो गया सफाया  
पानी आया... पानी आया...  
भीग रहे कुछ छाता ताने  
रानू-मोनू लगे नहाने  
छप-छप-छप-छप करते फिरते  
सपने जैसे हुए सयाने  
बच्चों का मन है हर्षाया

Divya Aggarwal  
Satvik Rastogi  
Trapti Agrawal  
Mohi Banerjee  
irina kashyap  
priyan  
Anshita nagar has raised a hand  
Open queue X

REC You're presenting to everyone Presentation audio Stop presenting

मौखिक पुनरावृत्ति

एक हैं। वर्ष में बारह महीने होते  
जनवरी फरवरी मार्च अप्रैल मई जून  
जुलाई अगस्त सितंबर अक्टूबर नवंबर दिसंबर

Vedika Arora  
Surbhi Sharma  
Mahavedam Enter...  
Kapil Mittal  
kappil garg  
mishal maref  
Parul Tyagi  
Sonia chahal  
Aayansh choudhary  
Vrinda Gupta  
You

Students of class 2 were given revision of previously taught topics- सप्ताह के दिन व महीनों के नाम. They also learnt new words and poem of the month. A new topic सर्वनाम was introduced in the class.



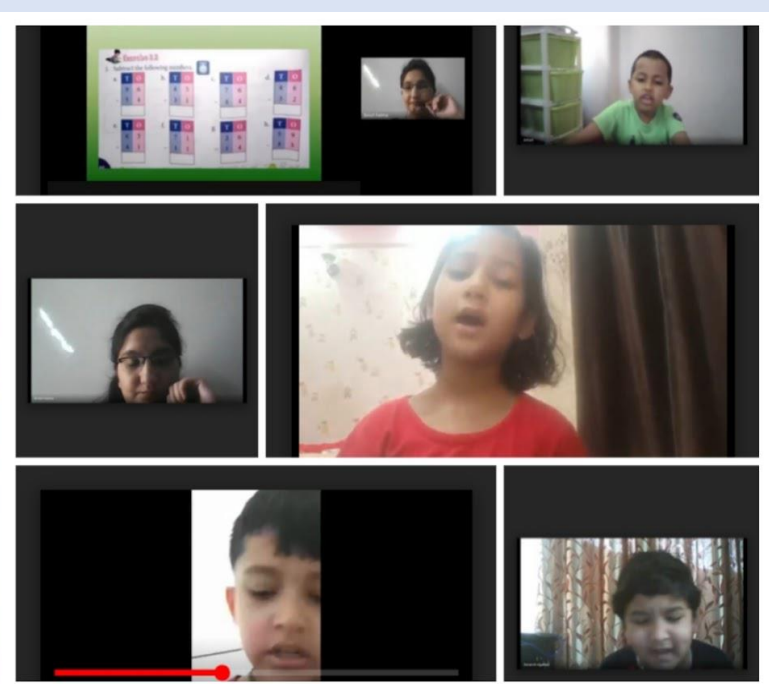
Subtraction is an important tool we use to help us find out what is left when taking one number away from another. Students of class 2 were introduced to the chapter: Subtraction and could do the simple sums on fingers by using backward counting. They were also revised rounding off numbers to nearest 10 and 100 and made to learn the Table of 7.

Rounding off to nearest 10

Rules for Rounding

1. If the number you are rounding is followed by 5, 6, 7, 8, or 9, round the number up. Example: 38 rounded to the nearest ten is 40. ...
2. If the number you are rounding is followed by 0, 1, 2, 3, or 4, round the number down. Example: 33 rounded to the nearest ten is 30.

<https://www.k5-math.com/>



27

10 20 30 40 50

Subtraction Facts:

3 - 1 = 2

Try This....

49 - 1 = \_\_\_

91 - 1 = \_\_\_

76 - 1 = \_\_\_

When 1 is subtracted from a number, the difference is the previous number.

Basic Subtraction

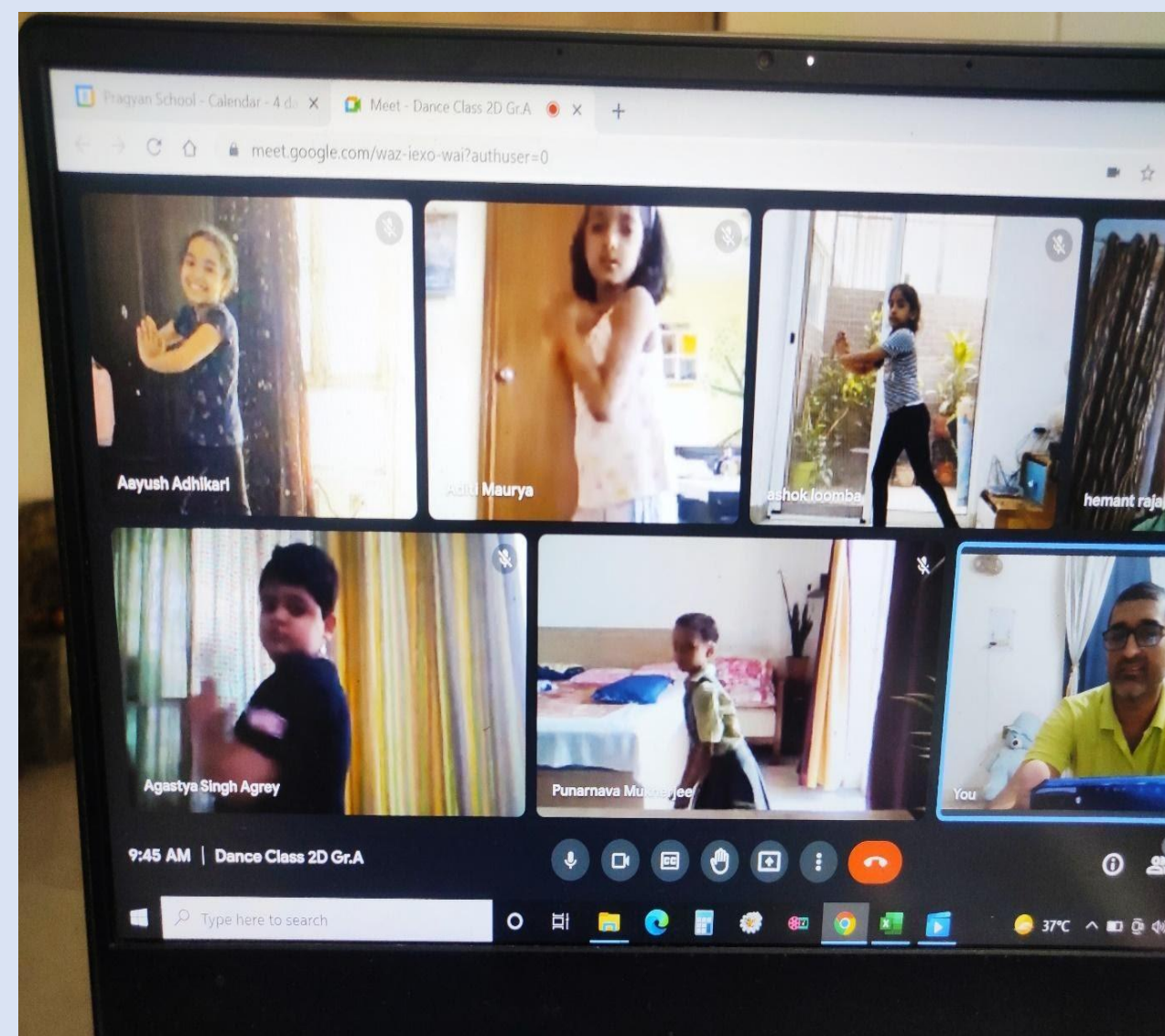
4 - 2 = 2

In subtraction problem  $7 - 3 = 4$ , the number 7 is the minuend, the number 3 is the subtrahend and the number 4 is the difference.

7 → Minuend  
- 3 → Subtrahend  
4 → Difference

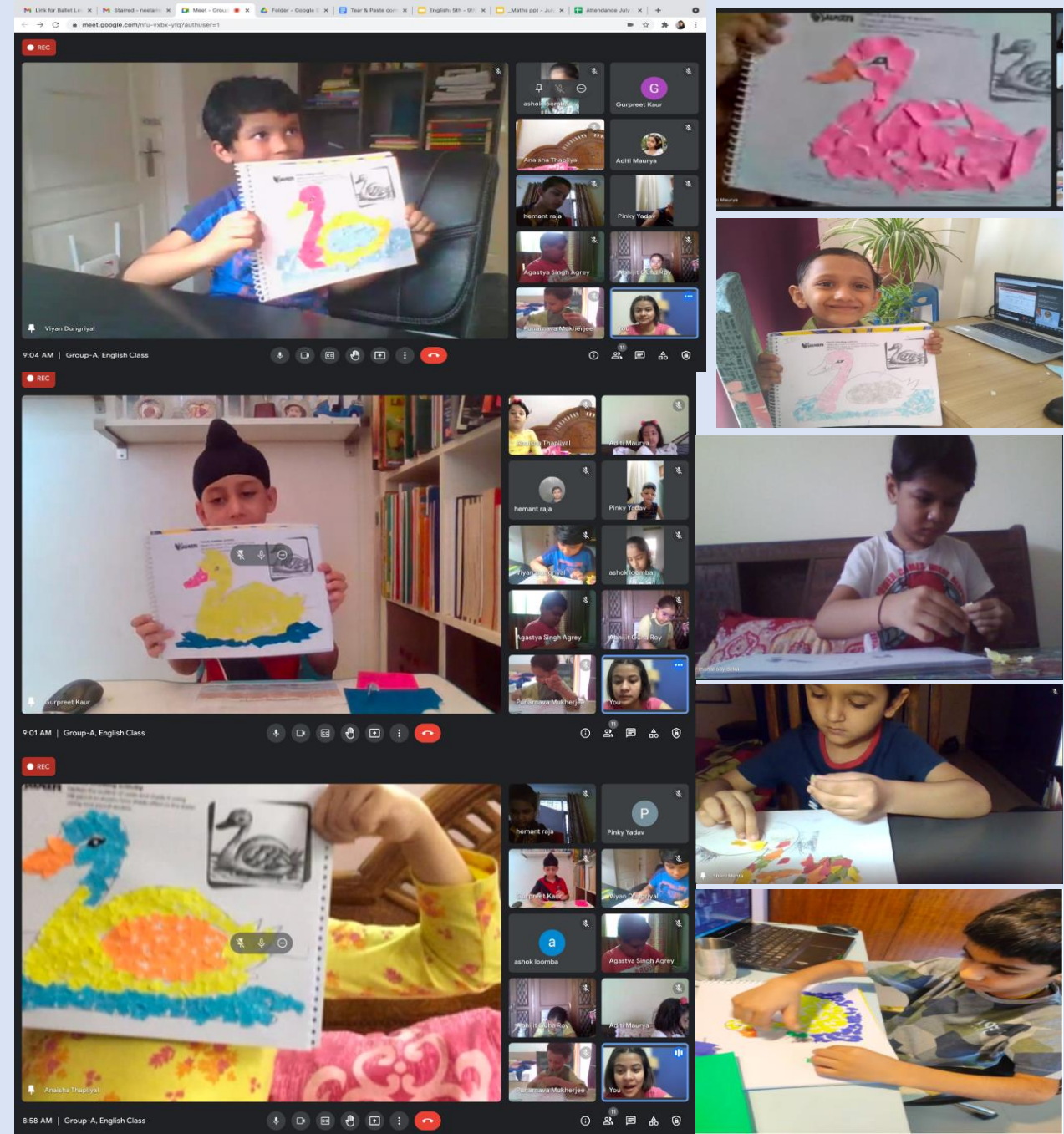


Students of class 2 were introduced to the technique of making a circle on both feet . Children also enjoyed dance steps on patriotic theme with music.



# TEAR & PASTE ACTIVITY

Students of classes 1 & 2 participated in "Tear and Paste" as part of their Inter class weekly activity on 7th July, 2021. They used different colourful papers of their choice and created beautiful duck and swan. This activity helped to build fine and gross motor skills amongst students.



# PHYSICAL EXERCISE

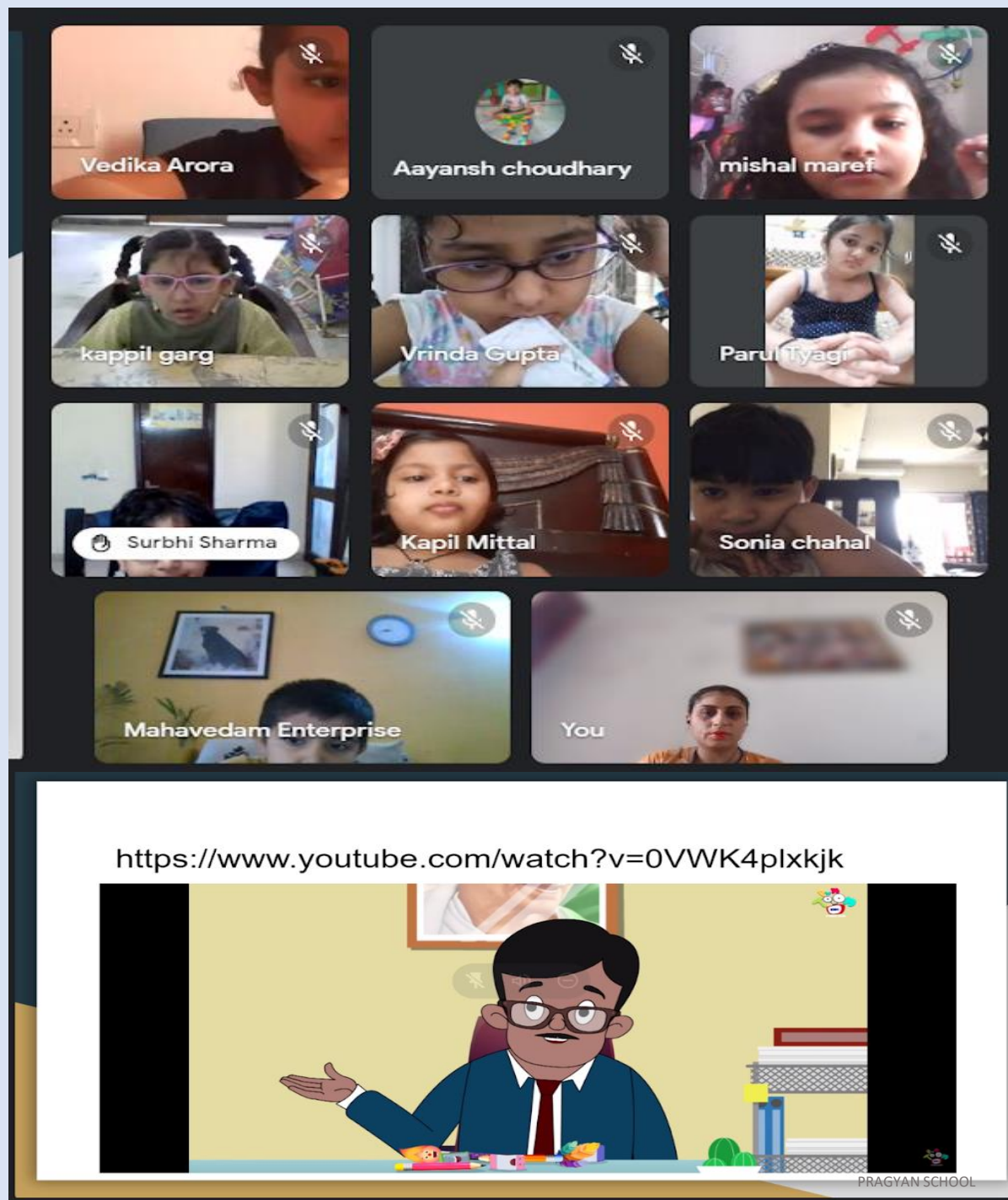
Children of class 1 and 2 enjoyed doing warm up exercises. They started the session with a mantra. They did jogging, twisting and jumping Jacks. They did head to toe exercise to keep them fit. The session ended with anulom and vilom pranayam. They also did endurance workouts to improve their stamina.



# CLASS TEACHER PERIOD

## Value Education-Honesty

Honesty implies a refusal to lie, steal, or deceive in any way. Students of classes 1 & 2 were shown a PPT and video on 'Honesty' as the part of their value education session during their class teacher period. Discussion on the same was also part of the session.



The image shows a screenshot of a Zoom meeting. The top portion displays a grid of 12 video thumbnails for participants: Vedika Arora, Aayansh choudhary, mishal maref, kappil garg, Vrinda Gupta, Parul tiyagi, Surbhi Sharma, Kapil Mittal, Sonia chahal, Mahavedam Enterprise, and You. The bottom portion shows a video player with the URL <https://www.youtube.com/watch?v=0VWK4plxkjk>. The video content features a cartoon teacher with glasses and a blue suit sitting at a desk, gesturing with his hand. The background includes a framed picture, a stack of books, and a small plant. The text 'PRAGYAN SCHOOL' is visible in the bottom right corner of the video player.

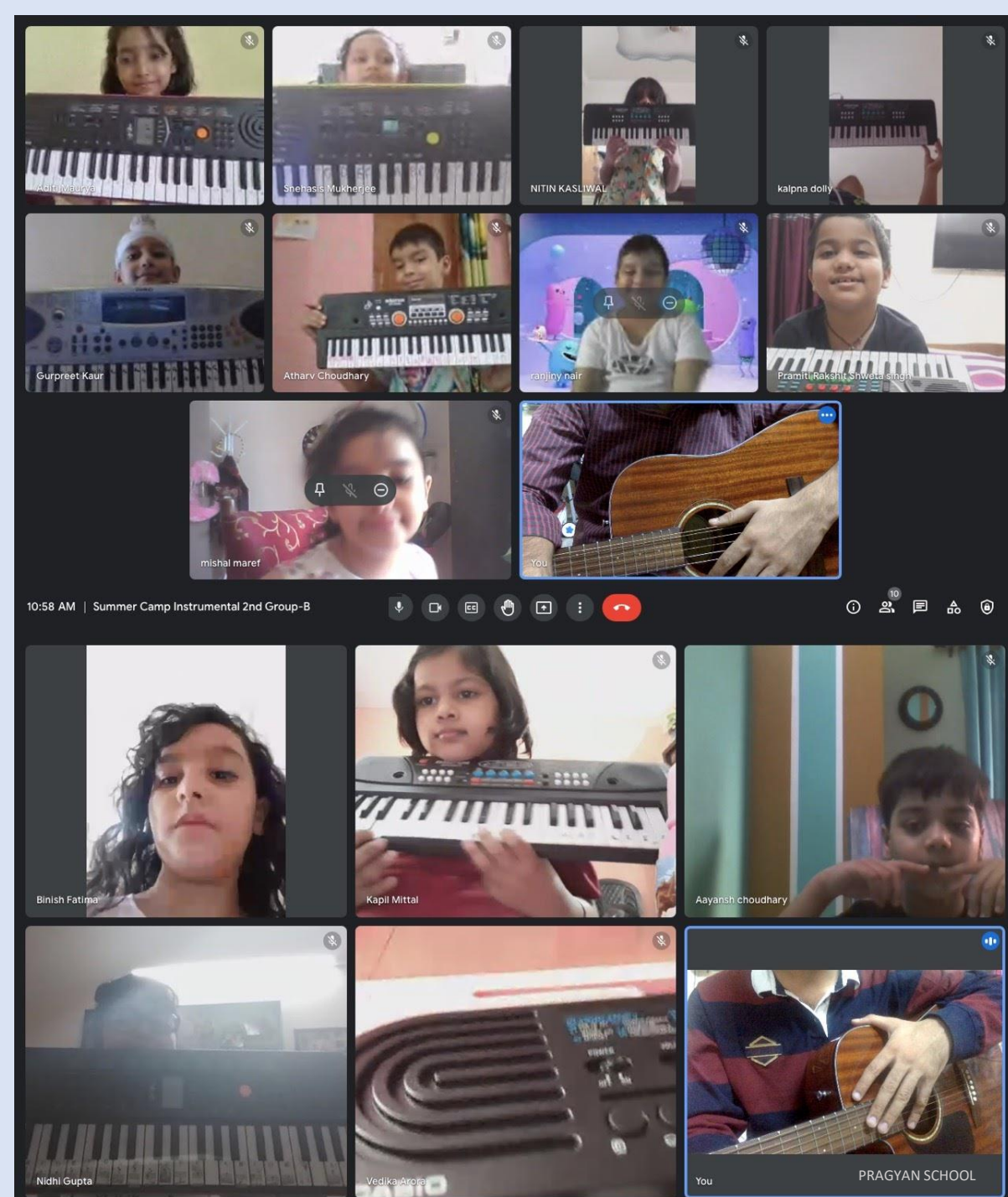
# ART AND CRAFT


Students of Class 2 learned to make Handmade canvas boards and Class 1 learned to make paper mouse during their Art and Craft Class.



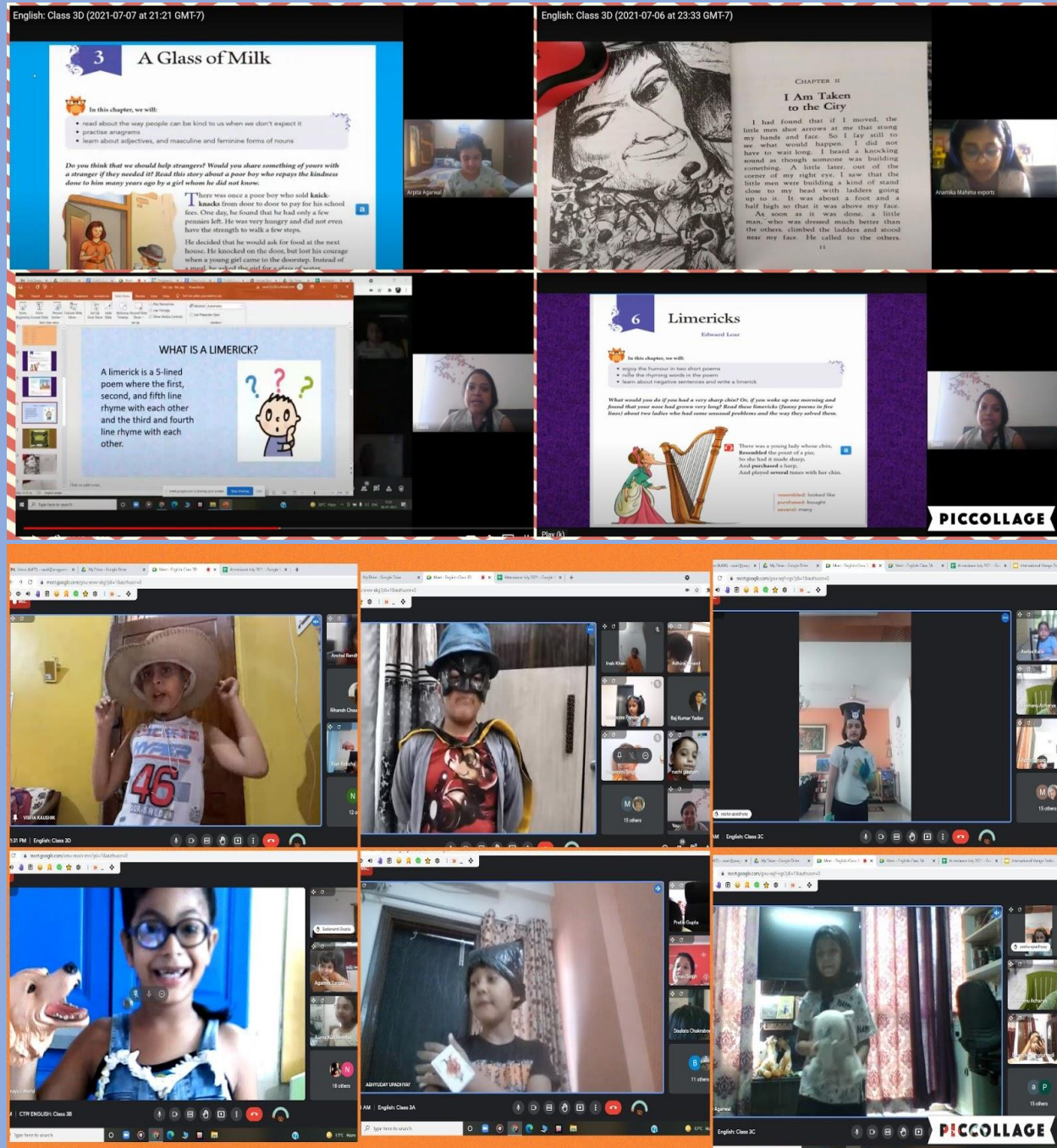
# INSTRUMENTAL MUSIC CLASS

One of the foundations to music therapy is instruments. Students of class 1 revised sharp keys patterns and class 2 learned Sare Jahan Se Accha (Patriotic song) during their instrumental music class.





Students of class 3 had their English Reading and Recitation assessments this week. A thorough revision was taken in the regular classes prior to that. They were even introduced to the new chapter Limericks and practiced reading from the reader Gulliver Stories too. Explanation of the chapter A Faithful Act, meanings of the difficult words and questions and answers were revised in the evening revision class.





# हिन्दी

**सर्वनाम**

जुलाई माह की कविता : २-२१  
प्रकृति

ह प्रकृति कैसे बताऊं तु कितनी प्यारी,  
हर दिन तेरी सीमा न्यारी,  
तु का देगी है मन मोहित,  
जब तुम्हें होती प्यारी।

ह प्रकृति कैसे बताऊं तु कितनी प्यारी,  
बड़ी धूप तो बड़ी छाव जाती,  
हर दिन आका की नई किरण जाती,  
हर दिन तु नया रंग दिखावाती।

ह प्रकृति कैसे बताऊं तु कितनी प्यारी,  
हम सब को तु जीवन देती,  
जल और ऊर्जा का तु भण्डार देती,  
परिष्कार भी तु दिखा देती,  
ह प्रकृति तु सबसे प्यारी।

जुलाई माह के नए शब्द : २-११

क्र. सं.	शब्द	व्यंजक	अक्षर
१.	जुलाई	ज	ल
२.	जोती	ज	त
३.	हुकमी	ह	क
४.	सुन्दर	स	द
५.	शिरण	श	र
६.	आनंद	आ	न
७.	छुट्टी	छ	ट
८.	जग	ज	ग
९.	गिर	ग	र
१०.	संदेश	स	ं
११.	दक्षिण	द	क्षि
१२.	धरी	ध	री

जुलाई माह के नए शब्द : २-११

ह प्रकृति कैसे बताऊं तु कितनी प्यारी,  
हर दिन तेरी सीमा न्यारी,  
तु का देगी है मन मोहित,  
जब तुम्हें होती प्यारी।

ह प्रकृति कैसे बताऊं तु कितनी प्यारी,  
बड़ी धूप तो बड़ी छाव जाती,  
हर दिन आका की नई किरण जाती,  
हर दिन तु नया रंग दिखावाती।

ह प्रकृति कैसे बताऊं तु कितनी प्यारी,  
हम सब को तु जीवन देती,  
जल और ऊर्जा का तु भण्डार देती,  
परिष्कार भी तु दिखा देती,  
ह प्रकृति तु सबसे प्यारी।

**व्यक्तियों के नाम**

**सचिन तेंदुलकर**




**महात्मा गाँधी**

Students of class 3 did the poem and new words of July. They completed “Sarvanam” and did worksheet based on that. They also revised the concept of “Sangya”.



# Grade 3 ENVIRONMENT SCIENCE

The students of class three 3 studied the chapter Parts of Plants in their online EVS class in which they studied about different parts of plants like roots, leaf and stem. They were shown the videos and ppt related to the topics taught and they also did a small role play activity in the class showcasing the functions of the different parts of a plant.





Students of class 3 learnt the first stage of pirouettes on both feet which is the technique of making a circle. Children also enjoyed dance steps on patriotic theme with music.





During the week students of class 4 had their English reading and English recitation assessments. The new lesson - Grandad's Gadget was introduced to the students. Reading and explanation of the chapter was done. New words of the month were explained. The poem of the month was introduced to the students. Revision was also done for the forthcoming dictation.

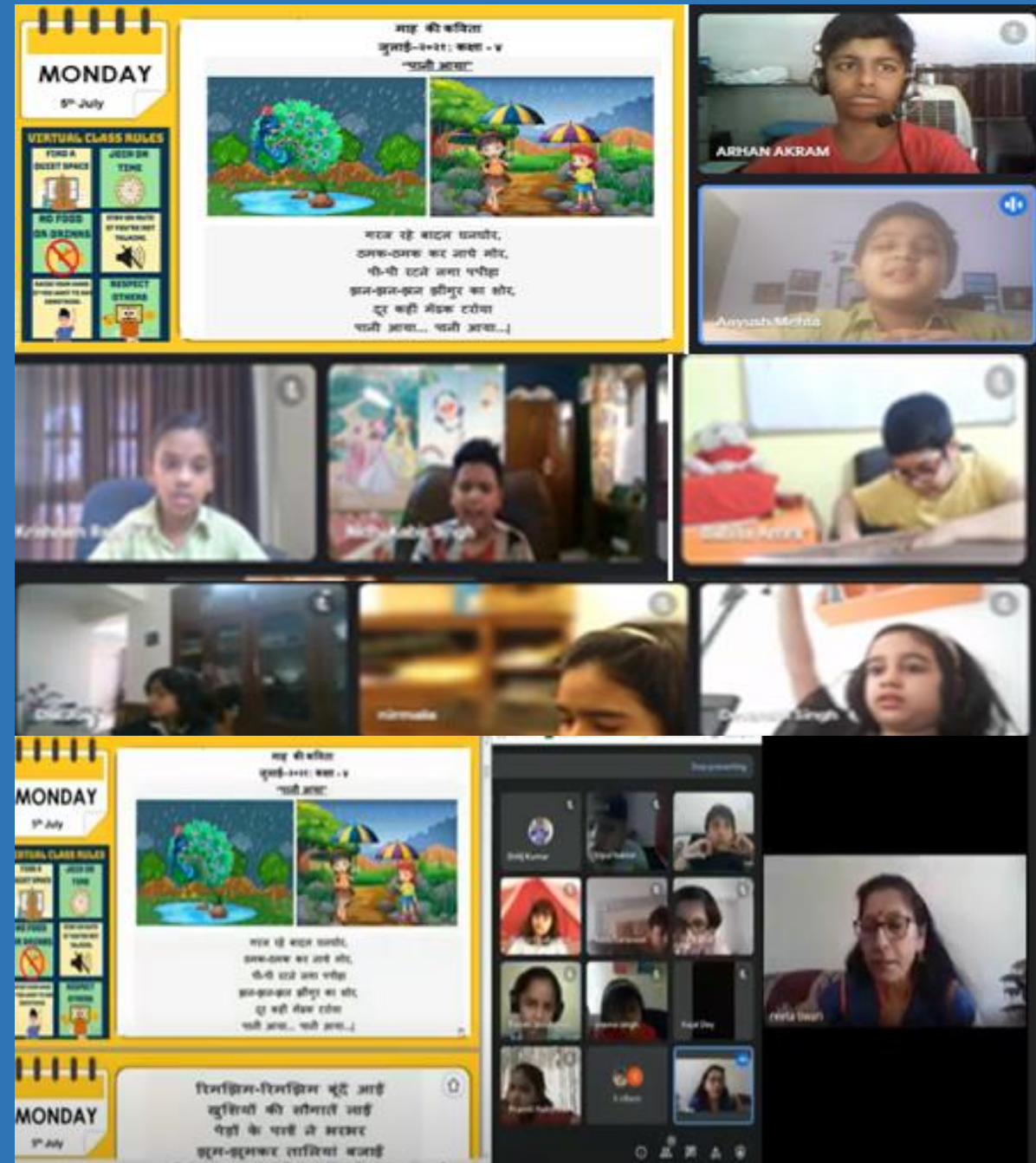
The video recording shows a teacher presenting a lesson. The presentation consists of three slides:


- Slide 1: POEM OF THE MONTH**  
 Title: My Shadow  
 Illustration: A boy walking with a shadow that has a face and limbs, holding a ball.
- Slide 2: Grandad's Gadget**  
 Main Topic: Machines that repair  
 Text: "In this chapter, we will:  
 • see how objects can be recycled to make new things  
 • find out an interesting thing that may not happen as planned  
 • practice compound words and write a 'thank you' note"  
 Question: "Have you ever tried to repair a broken toy? Did you enjoy doing it? Read this poem to find out what happens when Grandad builds a machine that can repair broken toys."  
 Poem: "Grandad built a gadget machine, repairs, hanks and springs. My little gadget, Grandad said, 'Use mind just anything. So bring your broken toys along, broken things here. Then press this button. My machine will make them good as new!'"  
 Illustration: A boy holding a broken toy, with a machine nearby.
- Slide 3: Revision for Dictation**  
 A grid of words for dictation practice:

skiff	darted	rapidly
scrambled	nibbled	butting
scampered	jagged	yawned
trail	piercing	stretched
specks	herding	lonely



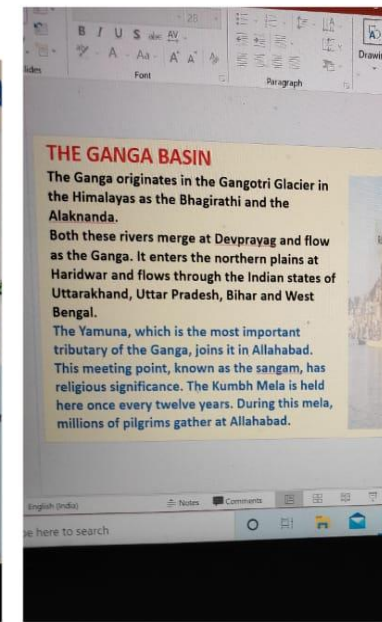
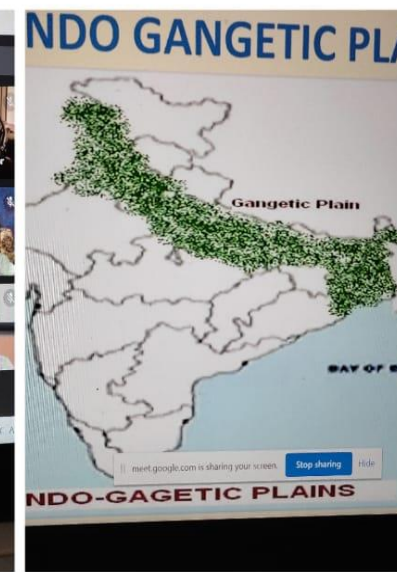
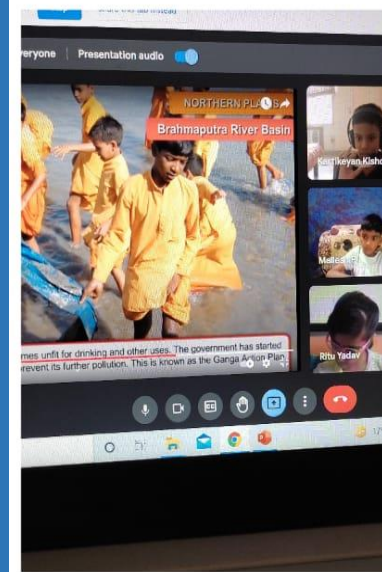
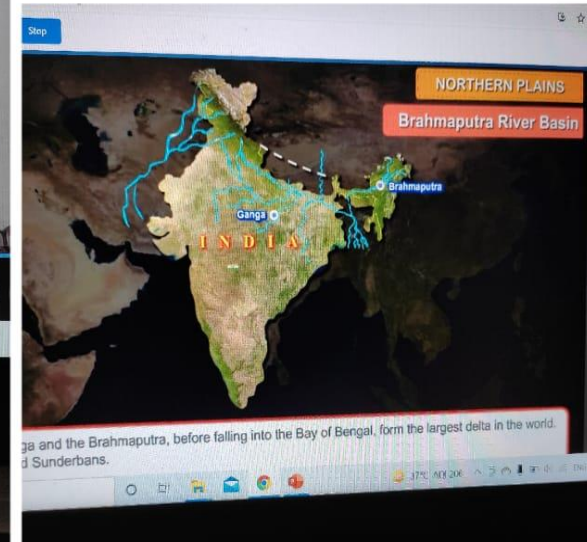
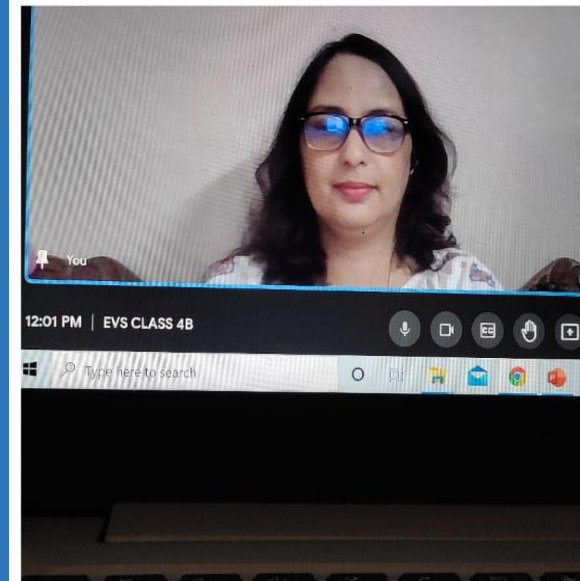
Students of class 4 enjoyed doing their monthly poem and also revised hard words, word meanings, question answers and back exercises of the chapter- Bharat Desh Mahan in their online Hindi classes. They also wrote paragraphs on the topics given to them in the class and made colourful pictures related to what they wrote.

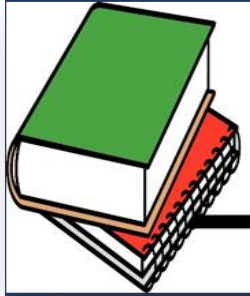




# ENVIRONMENTAL SCIENCE

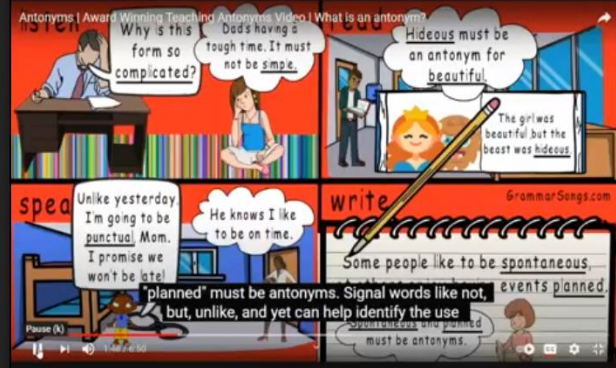
The students of class 4 studied about the Indo Gangetic Plains in their online EVS classes. They learnt about the different basins of Northern Plains and also studied about the rivers originating from Himalayas and flowing through these plains like Ganga, Brahmaputra and Sutlej rivers. Videos and ppt related to the topics taught were shown to the students.





English

Students of class 5 had their English Reading and Recitation assessments this week. They were introduced to the new words and poem of the month, 'Keep Going.' They were shown a video on antonyms and were given a list on it to write in their notebooks. They also did creative writing and revised the difficult words of April and May for the dictation.

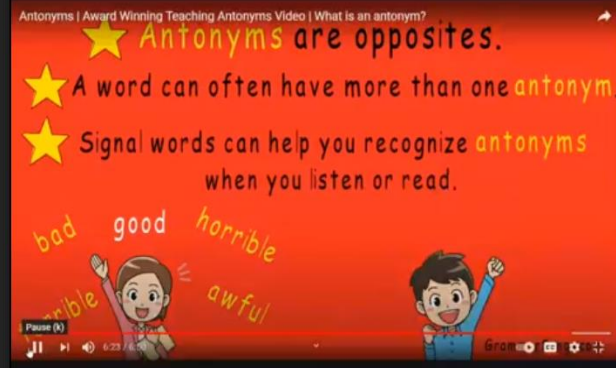


<https://youtu.be/nGzL9CTXVH4>

**ANTONYMS**

An antonym is a word that has the opposite meaning of another word

External.....Internal	Heavy.....Light
Fall.....Rise	Husband.....Wife
Fast.....Slow	Identical.....Different
Fat.....Thin	Increase.....Decrease
Fat.....Skinny	Inside.....Outside
Few.....Many	Junior.....Senior
First.....Last	Large.....Small
Forgive.....Blame	Laugh.....Cry
Forward.....Backward	Lazy.....Diligent
Funny.....Sad	Legal.....Illegal
Giant.....Tiny	Like.....Dislike
Give.....Receive	Lock.....Unlock
Healthy.....Sick	Long.....Short
Heaven.....Hell	Loud.....Quiet
Up.....Down	Major.....Minor
Win.....Lose	Tough.....Easy





# हिन्दी

Students of class 5 revised lesson 1, 'Tiranga' and lesson 2, 'Bahadur ki dosti'. They did word meanings, question answers, fill in the blanks, make sentences and paragraph writing. They also studied July month's poem, new words and revised words via dictation.

05 जुलाई से 09 जुलाई 2021 तक की 'पाठ योजना'

विषय - हिंदी कक्षा - 5

पाठ 1 तिरंगा (कविता), पाठ 2 बहादुर की दोस्ती

एवं 'संज्ञा पाठ का अभ्यास कार्य'

जुलाई माह की कविता तथा जुलाई माह के नए शब्द।

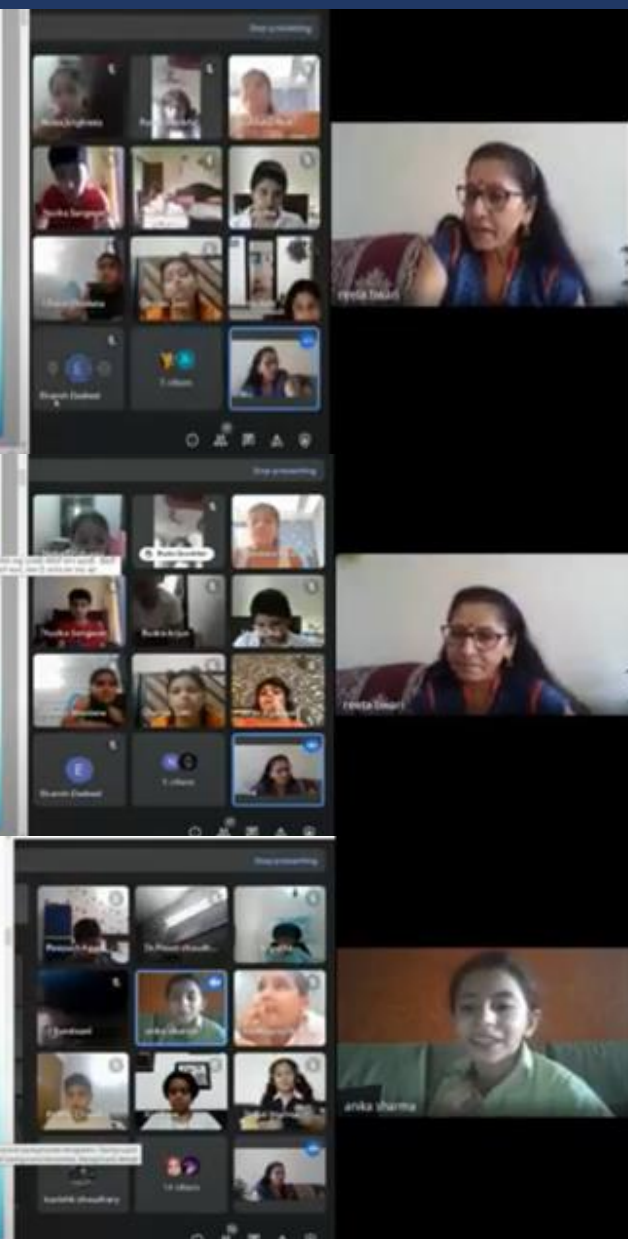
जुलाई माह की कविता "बारिस जब आती है"

बारिस जब आती है, डेरी खुशियाँ लाती है,  
 प्यारी प्यारी की प्यारस बुझाती है,  
 मिट्टी की शीनी गुंथ फेरती है,  
 बारिस जब आती है, डेरी खुशियाँ लाती है।  
 शीघ्र नगी से बघाती है, सीतलता हमें दे जाती है,  
 नुसलपत्तार पड़ती से पलकड़ को भगती है,  
 बहरी का नौसल लाती है।

पाठ 1 'तिरंगा' (अभ्यास कार्य)

प्रश्नोत्तर संक्षेप में-

1. भारतीयों की जान किसमें बसती है ?
2. तिरंगे का मान रखना किनका अरमान है ?
3. तिरंगा किसकी धान है ?
4. तिरंगे के तीनों रंग किस किस के प्रतीक हैं ?
5. कवि भारत भूमि का मान क्यों रखना चाहता है ?





# ENVIRONMENTAL SCIENCE

The students of grade 5 were introduced to the interesting world of the bony framework with the introduction of L-18: The Human Skeletal System. The various functions of the organ system along with bone structure was discussed in detail. The various categories of immovable and movable joints were also introduced through examples. The names and functions of different bones and differentiation of skeletal, smooth and cardiac muscle was also a part of the online classes.

THORACIC CAVITY  
3. Ribs:

Mahasweta Mulherjee

**L-18: The Human Skeletal System**

**Muscles and Movement:**

- Muscles are parts of the body that help in movement.
- Tendons are long, flexible cables that connect the muscles to the bones; while ligaments connect two or more bones together.
- Cartilage is a tough, elastic like substance that holds the bones in place at the joints. Without the protective cartilage, the bones would rub against each other and wear out.

TRICEPS CONTRACTED  
BICEPS RELAXED  
TRICEPS RELAXED  
BICEPS CONTRACTED

Sarvi Yadav

**L-18: The Human Skeletal System**

**Skull:**

- The skull is the bony framework that protects the brain.
- It is made up of eight cranial and fourteen facial bones.
- All the bones in the skull are immovable, except those of the lower jaw.
- The immovable cranial bones form the protective framework around the brain.
- The lower jaw enables us to talk and eat. The lower as well as the upper jaws have teeth.


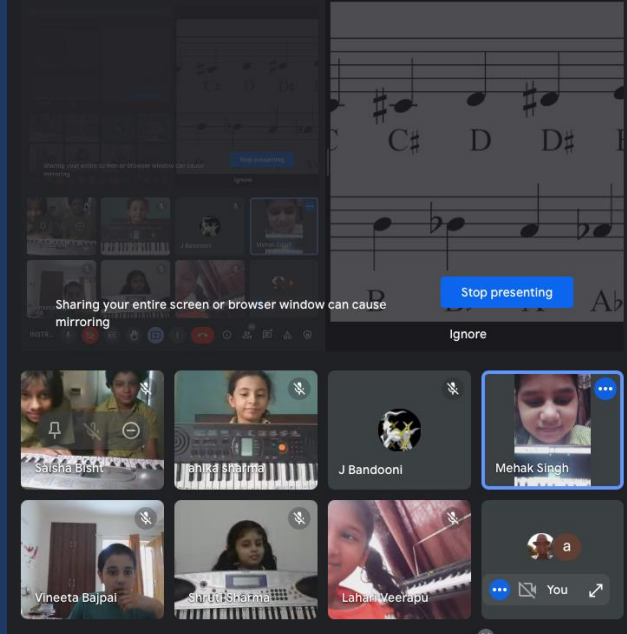
Mahasweta Mulherjee

39:10 / 58:09

instrumental



Students of classes 3 to 5 enjoyed their instrumental music class. They played different piano patterns and practiced a patriotic song.



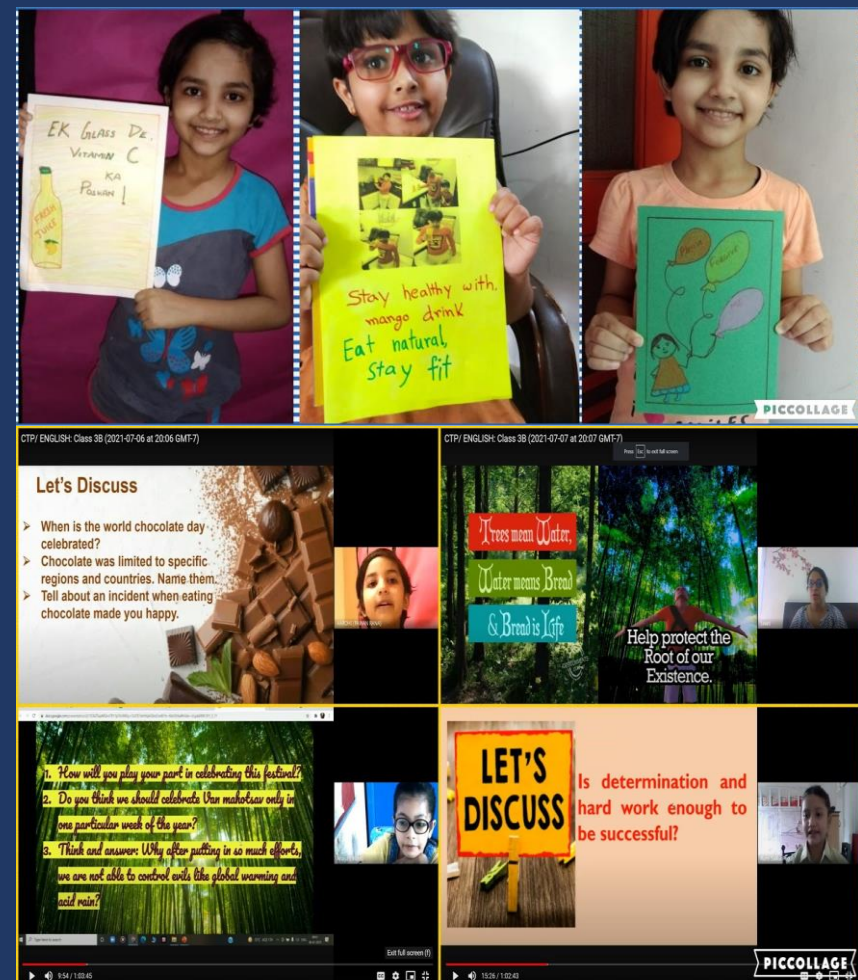
# ART AND CRAFT

Students of classes 3 to 5 learnt about the primary and secondary colours. They also learnt how to apply primary colours to form a painting in their art class.



# CLASS TEACHER PERIOD

Students of classes 3-5 had theme-based Class Teachers' periods from Monday to Friday. The topic for the Circle Time on Monday was Hard Work and Determination wherein the students were briefed that success doesn't come on its own. Examples of famous people who have achieved success through hard work and determination were also shared. On Tuesday, they had the Value Education session on Global Forgiveness Day, which is celebrated on 7th July. Through ppts, videos the students understood that we should let go of our anger and must forgive everyone. Forgiveness leads to feelings of understanding, empathy and compassion for the one who hurt you. World Chocolate Day was celebrated on Wednesday, 7th July, wherein the students got to know the history of chocolate, how it became popular worldwide and the benefits of chocolates too. Questions were asked based on the session they had and they even shared incidents when eating chocolates made them happy. They had a session on Van Mahotsav on Thursday. It is an annual tree-planting festival celebrated in the month of July in which thousands of trees are planted all over the country. The purpose of this festival is to spread awareness of forest conservation and to save the environment. The details of the International Mango Festival celebrated in Delhi were shared with the students on Friday. They joyfully wrote beautiful slogans on their favourite mango drink too..



# SUDOKU\_MATHS ACTIVITY

“Solving Sudoku helps to develop wit and ingenuity.” Keeping in mind the importance of reasoning and logical thinking, online Sudoku inter class weekly activity was conducted on 7th July 2021 for grade 3-5. The objective of this competition was to develop critical and problem solving skills in the students and also to encourage them to learn these skills. All the students were actively involved in the activity. Winners of this activity are:

1st position - Advait Goswami (3A), Kartikeyan Kishor (4A), Akshara Gambhir (5A)

2nd position - Vihaan Yadav (3D), Avni Kishore Srivastava(4A), Prithavi Chandra (5C)

3rd position - Dhruven Sehgal (3D), Aarush Mehta (4B), Stuti Sharma (5C)



Advait Goswami (3A)



Kartikeyan Kishor (4A)



Akshara Gambhir (5A)

# COE-NOIDA WORKSHOPS

1.	Ms Deepa Goyal	Child Psychology and Multiple intelligence
2.	Ms Lopa Mudra Mukherjee	Managing Change, Blooms taxonomy and effective communication skills
3.	Ms Reeta Tiwari	Teaching Strategies in Hindi
4.	Ms Reeta Tiwari	Story Telling in Classroom
5.	Ms. Swati and Ms. Neelu	Managing Change

Serial No: CBSE/OS/2020/N/105229  
क्रमांक: \_\_\_\_\_ Date of issue: 07/07/2021  
जारी करने की तिथि: \_\_\_\_\_

 **केन्द्रीय माध्यमिक शिक्षा बोर्ड  
CENTRAL BOARD OF SECONDARY EDUCATION**

**ऑनलाइन सत्र में सहभागिता का ई-प्रमाण पत्र**  
e-Certificate of Participation in Online Session

प्रमाणित किया जाता है कि डॉ. सुश्री/श्रीमती/श्री  
This is to certify that Dr./Ms./Mrs./Mr. Reeta Tiwari

ने निम्न विवरणानुसार ऑनलाइन सत्र में भाग लिया:  
School PRAGYAN SCHOOL SEC-GAMMA GR NOIDA G B NAGAR UP has attended Online Session with following details:

दिनांक: 02/07/2021  
Date : 02/07/2021  
समय: 16:00-17:00  
Time: 16:00-17:00  
शीर्षक: Teaching Strategies in Hindi (Secondary Level)  
Topic: Teaching Strategies in Hindi (Secondary Level)

यह ऑनलाइन सत्र उत्कृष्टता केंद्र द्वारा आयोजित किया गया।  
This Online session was organized by Center of Excellence Noida द्वारा आयोजित किया गया।

 स्वाति गुप्ता  
प्रमुख /प्रभारा, उत्कृष्टता केंद्र  
Head/In-Charge, COE

 R. Swajit Tripathi  
निदेशक (कौशल शिक्षा एवं प्रशिक्षण), के.मा.शि.बो.  
Director (Skill Education & Training), CBSE

Serial No: CBSE/OS/2020/D/181057  
क्रमांक: \_\_\_\_\_ Date of issue: 07/07/2021  
जारी करने की तिथि: \_\_\_\_\_

 **केन्द्रीय माध्यमिक शिक्षा बोर्ड  
CENTRAL BOARD OF SECONDARY EDUCATION**

**ऑनलाइन सत्र में सहभागिता का ई-प्रमाण पत्र**  
e-Certificate of Participation in Online Session

प्रमाणित किया जाता है कि डॉ. सुश्री/श्रीमती/श्री  
This is to certify that Dr./Ms./Mrs./Mr. Reeta Tiwari

ने निम्न विवरणानुसार ऑनलाइन सत्र में भाग लिया:  
School PRAGYAN SCHOOL has attended Online Session with following details:

दिनांक: 02/07/2021  
Date : 02/07/2021  
समय: 11:00-12:00  
Time: 11:00-12:00  
शीर्षक: Story Telling in Classroom  
Topic: Story Telling in Classroom

यह ऑनलाइन सत्र उत्कृष्टता केंद्र द्वारा आयोजित किया गया।  
This Online session was organized by Center of Excellence Delhi East द्वारा आयोजित किया गया।

 स्वाति गुप्ता  
प्रमुख /प्रभारा, उत्कृष्टता केंद्र  
Head/In-Charge, COE

 R. Swajit Tripathi  
निदेशक (कौशल शिक्षा एवं प्रशिक्षण), के.मा.शि.बो.  
Director (Skill Education & Training), CBSE

Serial No: CBSE/OS/2020/N/109212  
क्रमांक: \_\_\_\_\_ Date of issue: 10/07/2021  
जारी करने की तिथि: \_\_\_\_\_

 **केन्द्रीय माध्यमिक शिक्षा बोर्ड  
CENTRAL BOARD OF SECONDARY EDUCATION**


**ऑनलाइन सत्र में सहभागिता का ई-प्रमाण पत्र**  
e-Certificate of Participation in Online Session

प्रमाणित किया जाता है कि डॉ. सुश्री/श्रीमती/श्री  
This is to certify that Dr./Ms./Mrs./Mr. Swati

ने निम्न विवरणानुसार ऑनलाइन सत्र में भाग लिया:  
School PRAGYAN SCHOOL SEC-GAMMA GR NOIDA G B NAGAR UP has attended Online Session with following details:

दिनांक: 06/07/2021  
Date : 06/07/2021  
समय: 15:00-16:00  
Time: 15:00-16:00  
शीर्षक: Managing Change  
Topic: Managing Change

यह ऑनलाइन सत्र उत्कृष्टता केंद्र द्वारा आयोजित किया गया।  
This Online session was organized by Center of Excellence Noida द्वारा आयोजित किया गया।

 स्वाति गुप्ता  
प्रमुख /प्रभारा, उत्कृष्टता केंद्र  
Head/In-Charge, COE

 R. Swajit Tripathi  
निदेशक (कौशल शिक्षा एवं प्रशिक्षण), के.मा.शि.बो.  
Director (Skill Education & Training), CBSE