



**TIMES
SCHOOL SURVEY
2019**
Ranked No. 1
as school leaders in Greater
Noida by the Times of India
Survey 2019



**PRAGYAN
SCHOOL**

WEEKLY CIRCULAR PRIMARY

2nd July 2021
(CIR/PS/09/2021-22)

NURSERY



Let's come & explore - Children watched the video of a farm and can able to answer the names of the farm animals.

Draw & Colour - Children did the hand printing with the help of their hand where they drew a house and a face of a duck.



NURSERY



Summer Bonanza

Little Einstein - Children did two experiments. In the first experiment they took a comb and pieces of paper. First they rubbed the comb on his head and showed that comb near the papers, and what did they observe? They observed that the pieces of paper got stuck to the comb. It acts like a magnet and our little kids learnt a new word 'Attraction'.

In the second experiment children added the vinegar with the baking soda in a glass and what did they observe? They observed that the mixture formed foam with carbon dioxide gas. They enjoyed the activity while doing.





REVISION WORK

English –Revision of letter was done by doing worksheets and picture reading was also done where children identified the pictures related to the letter I.

Hindi - Revision of vyanjan 'ग' was done in the class by a story.

Maths - Number 3, count and write worksheets were done. Rote counting of 1-30 was done.

KINDERGARTEN

REVISION WORK

English - Matching letters with capital letters with small letters were done and students enjoyed drawing pictures starting with that letter in notebook. Revision of sight word were also done.

Maths - Back counting from 40-0 and patterns , what comes before were done in the class.

Hindi - Revision of swar were done with the help of flashcards. Pictures were shown to students and they were asked questions related to starting swar of those pictures.



Origami - Students learnt to make house, tree and tulip flower using origami sheets .Students created garden scene.

Little Einstein - Students learnt life cycle of butterfly and they learnt how caterpillar turns into a beautiful butterfly and also they enjoyed video and the story of hungry caterpillar.

Best out of waste - Students enjoyed learning piggy bank with empty Pepsi bottle and pink paper.

Fun with letters - Students enjoyed making pictures with the help of letters like fish, ladybug etc.



WORKSHOPS

Ms Deepa conducted a workshop for Pre primary department on Experiential and Blended learning. Experiential learning is an engaged learning process whereby students “learn by doing”.

Blended learning is any education strategy that features both digital and traditional teaching methods to help students learn.

Ms Lopa Mudra Mukherjee conducted two workshops for pre primary department on Phonetics, Alphabet stories and story telling as a pedagogical tool. She explained how to incorporate story telling techniques in planning of lessons, to understand the different styles and tools of story telling etc.

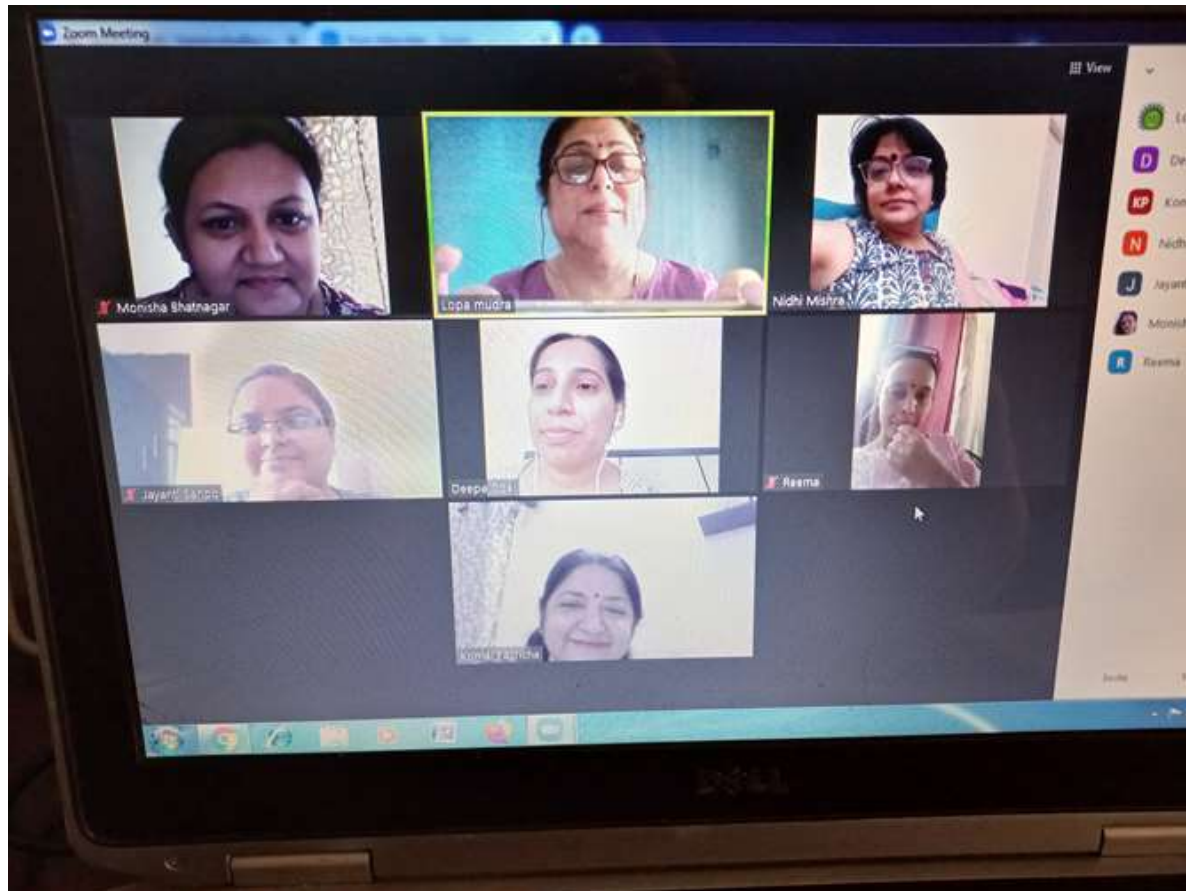
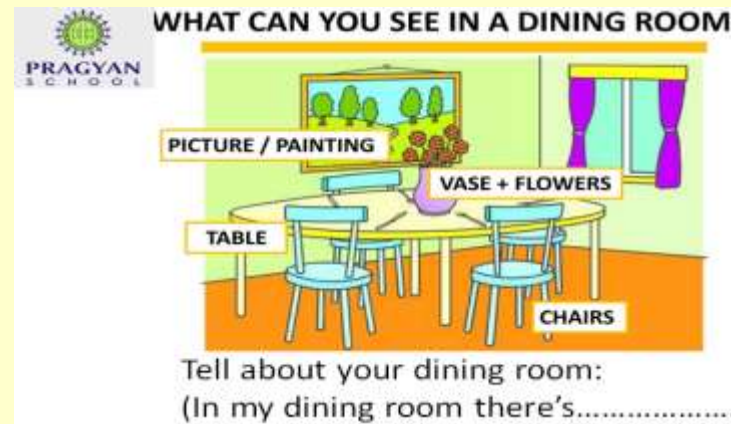




TABLE ORNAMENTS



Children of class 1 made their summer count by learning new techniques of napkin folding during Table Ornament activity. They learned Diamond fold and cone fold napkins, etc. and spoke a few lines about their dining room, followed by a memory game based on dining vocabulary.





READ A BOOK

Students of class 1 were introduced to digraph -ck & -k during their reading session, where the kids were told about the sound of the digraph and concept about when to use them in a word.





RAISING THE VINCI

Children of class 1 light refraction experiment during Raising the Vinci activity. They observed that when we put a pencil in a half filled glass the pencil looks like it bends from the place where it is dipped followed by placing a coin in the bowl and after putting in the water the coin looks above the surface of the bowl. Children enjoyed seeing these experiments.





FUN FACTS

This was the last week of our summer camp. Students of class 2 came across to know more about our famous monument "Taj Mahal". Taj Mahal is one of our seven wonders and to know more about it makes us aware to know more about our Indian heritage.

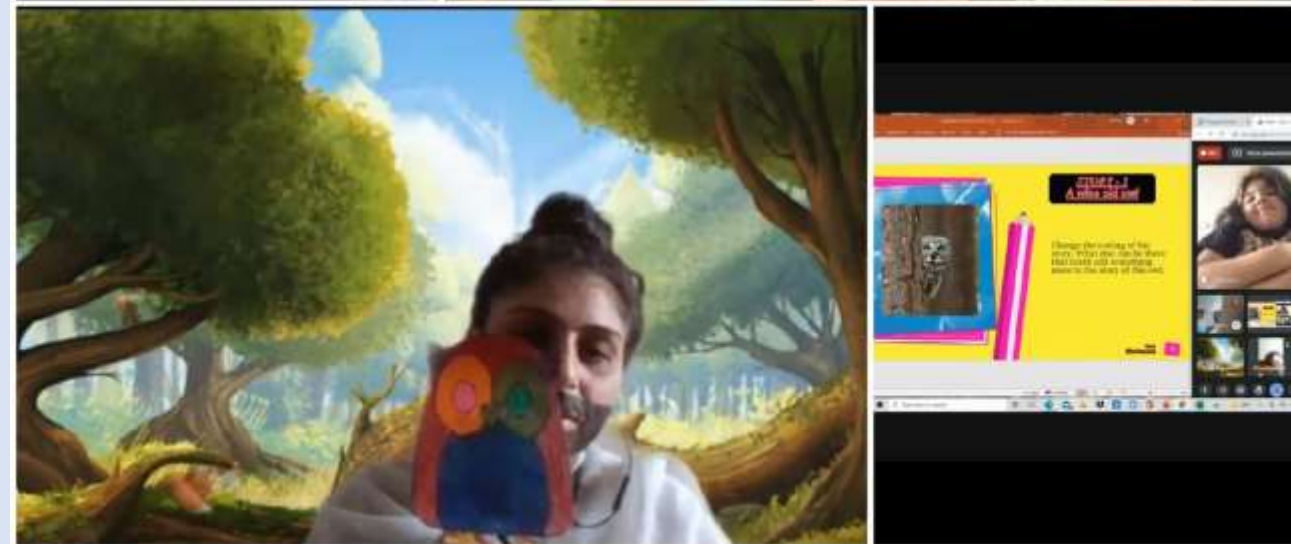
They also got to know about planets, the milky way galaxy. They just loved the session as it was something really interesting and new. The videos were shown to make the session more interesting.

A screenshot of a Google Meet session. The main window displays two educational videos about the Taj Mahal. The top video, titled "Taj Mahal History and Architecture - Fun Fact for Kids | Educational Videos by Mocomi", shows a white silhouette of the Taj Mahal against a dark blue night sky with a crescent moon. Text on the screen reads: "At the different time of the day Taj Mahal appears to be in a different colour every time. ... and changes to golden in the moon light." The bottom video, titled "Fun facts - EVS (Group-B)", shows the same white silhouette of the Taj Mahal against a light blue sky with a sun. Text on the screen reads: "The Taj Mahal is perfectly symmetrical in every way, except for one thing. The two tombs inside are not equal in size. This is because the male tomb had to be larger than the female tomb." The right side of the screen shows a grid of participant video feeds. At the bottom, the meeting controls are visible, including a "REC" button and a "You're presenting to everyone" indicator. The meeting title at the bottom is "Fun facts - EVS (Group-B)".



STORY TELLING

With storytelling, we hope to tell stories in a magical way and connect with our users, seeking their empathy and transporting them to another world which the story defines. Students of class 2 enjoyed stories like 'A wise owl' and 'नटखट गोलू' during their summer camp.





Sportylicious- IDS Activity



‘
A good sport always teaches productive communication and respect for each other. As part of IDS activity, students of class 2 were shown and discussed about the sports and games that were played by the partner school-Pakistan. Not only were students informed about the rules but also about how games like arm wrestling, sack races, tug of war are also a big part of Indian games. These games teach effective teamwork, durability and power, mental endurance and how a robust team can generate remarkable power when everyone is focused on the same horizon. Students tried to enjoy some of the games at home with their friends and family members.



Students of class 3 revised the grammatical concept of Singular and Plural Nouns in the concluding week of Summer Bonanza. Ppts and videos were shared. They even did some related exercises. They wrote a paragraph too on Save Trees to enhance their writing skills.

EXCEPTIONS

1. a man – men	
2. a woman – women	
3. a child – children	
4. a person – people	
5. a tooth – teeth	
6. a goose – geese	
7. a foot – feet	
8. a mouse – mice	
9. an ox – oxen	

ENGLISH: GR A (2021-06-27 at 20:32 GMT-7)

Use the plural nouns to complete the sentences given below.

1. Sahil cannot see without his _____ (glasses, glass)
2. Meena hangs all her _____ neatly in her closet. (dress, dresses)
3. Rahul wears his _____ when he goes to bed. (pajamas, pajama)
4. Mohit wears _____ so that he can exercise comfortably. (short, shorts)

23:39 / 41:01



BEST OUT OF WASTE

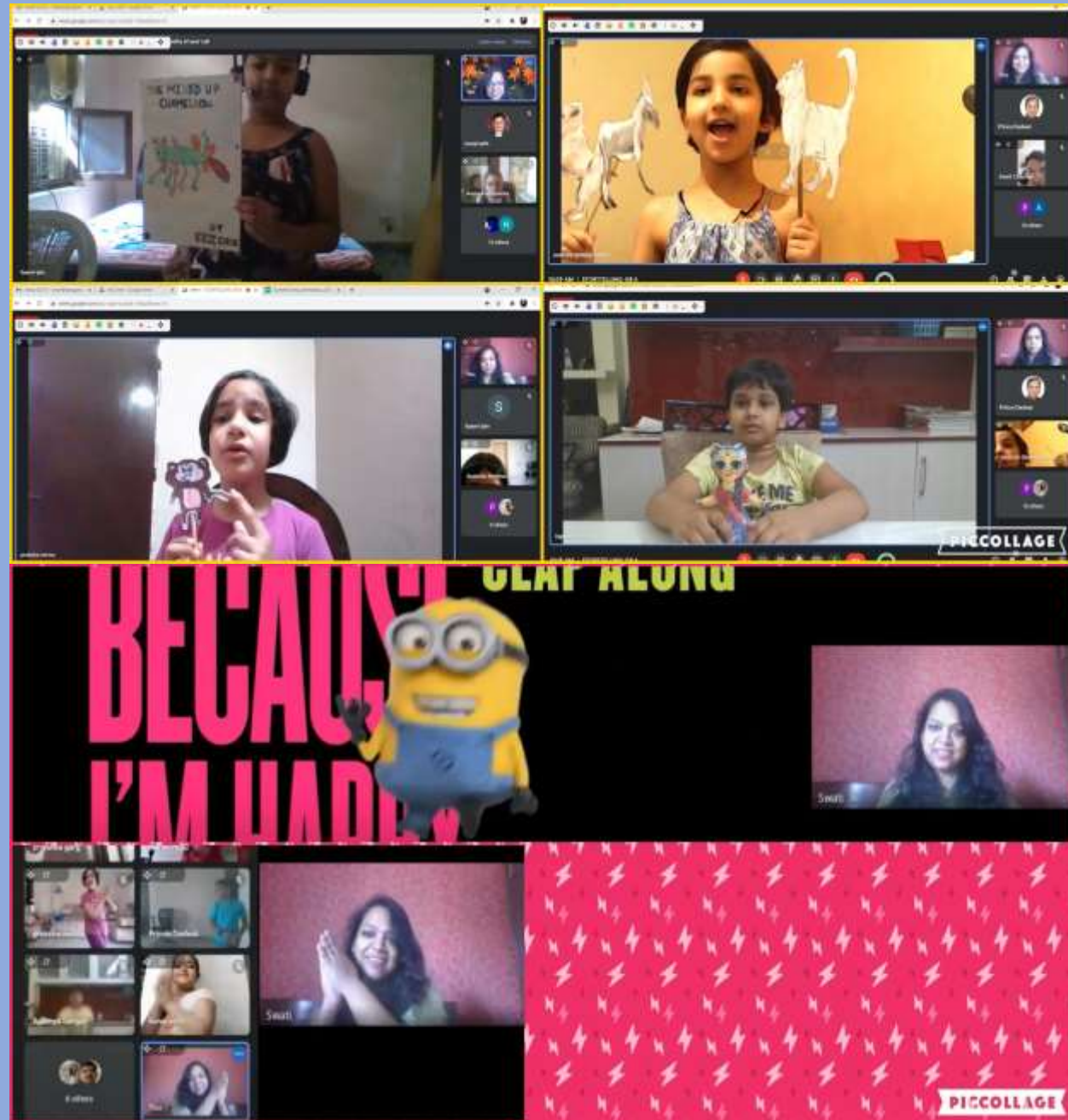


Students of class 3 enjoyed the best out of waste activity during the Summer Bonanza. They enjoyed making items like puppets with popsicle sticks/craft sticks and toran with colourful paper. Parents gave their feedback in Padlet. Pictures of activities were also shared with them.



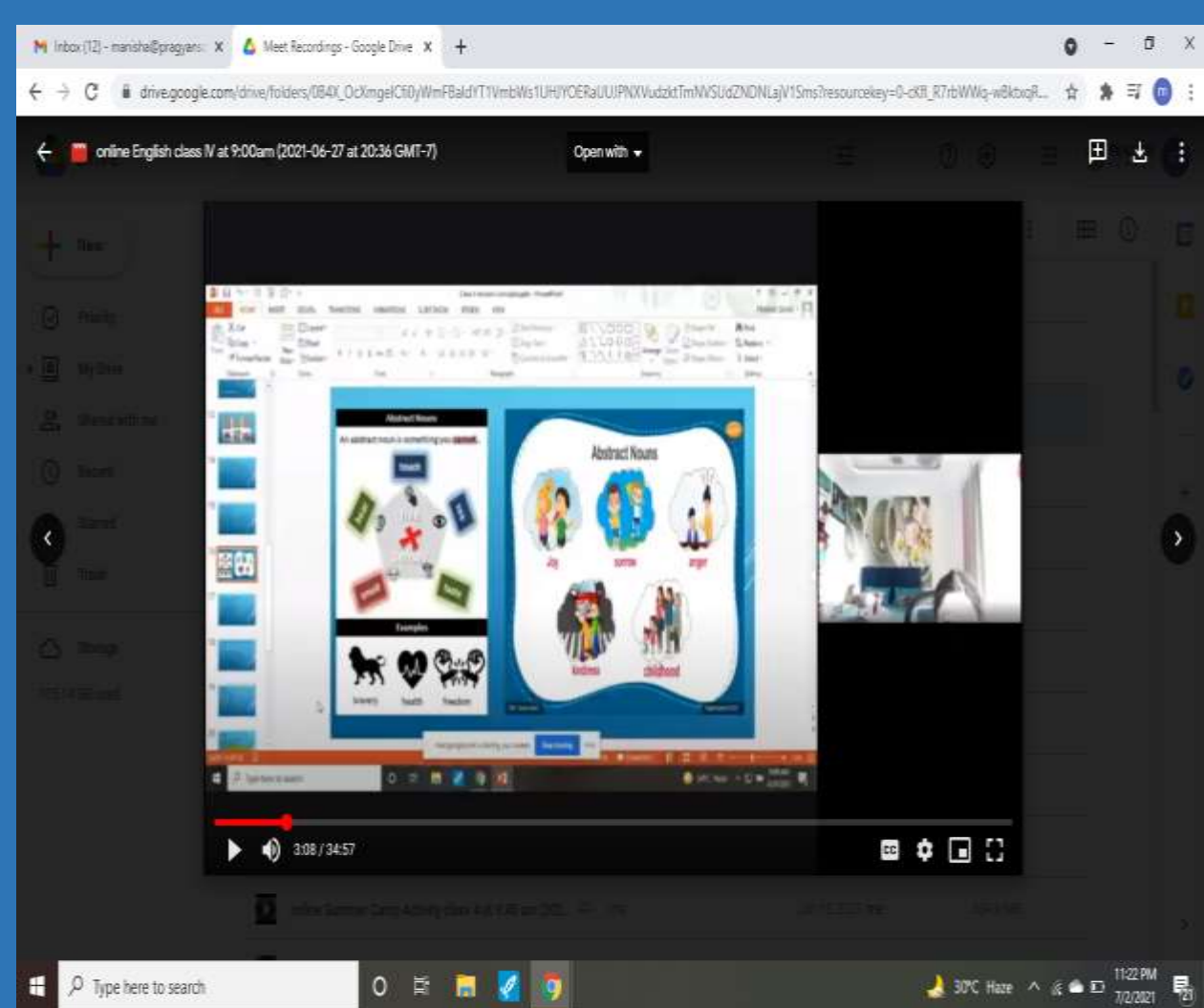
STORY TELLING

The fun, learning and adventure @ Once Upon A Time...came to an end with the students presenting their stories using beautiful props. They shared different stories ranging from fairy tales to folktales. They even learnt the song 'Feelings Are Feelings.' All the students danced to the song Happy by Pharrell Williams.





During the concluding week of the summer bonanza, students of class 4 revised the concept of Abstract Nouns. Related ppt and video was shown to the students. They even did written practise along with oral task. An oral activity of spellings was also done with the students.





PADLET FEEDBACK

During the summer bonanza, students of class 4 enjoyed attending a wide variety of interesting and fun filled activities such as dramatics, embroidery, underwater mysteries, yoga, dance and music. They shared their experiences on the online portal, Padlet.

 <p>Aarya's Embroidery 4C</p>				<p>It was a beautiful experience to be a part of the summer bonanza. Many interactive activities such as embroidery, yoga, dramatics, underwater mysteries, pickles and squashes and many more helped me learn alot. Each class taught me different skills and gave me an absolutely unique path to think about. It taught me that some problems that seem quite complex and simple in life but are actually very difficult to solve, and that we should never panic but use our knowledge and our skills to understand the problem in order to solve it. Prityal-4A</p>
--	--	--	--	--

The screenshot displays a Padlet board with multiple posts. The posts include:

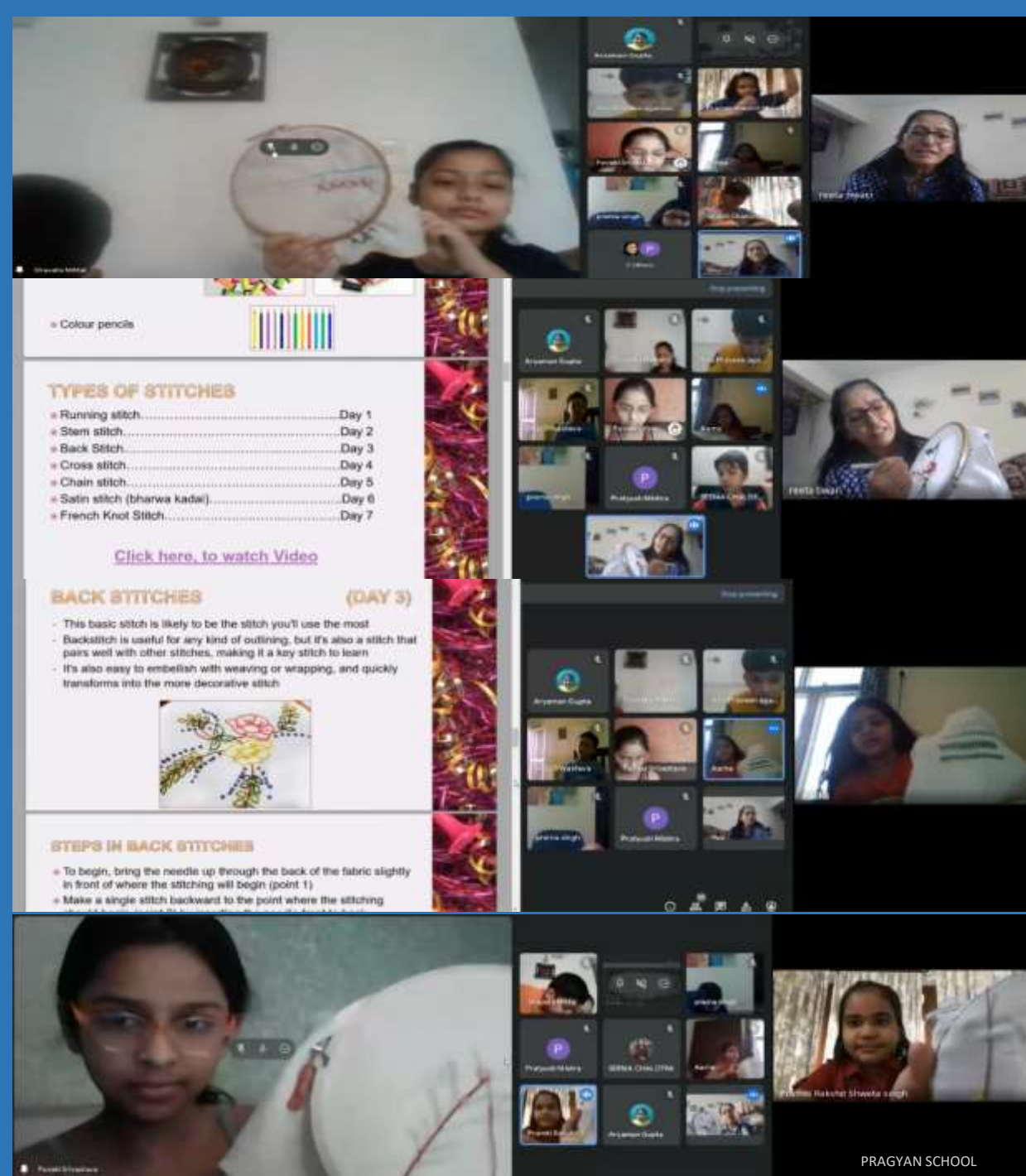
- Aarya's unicorn face mask
- Underwater World School by Aarna
- Aarna as Yasmina from Jurassic World Camp Cretaceous
- Aarna's Embroidery
- Practicing drawing a nose by Pramti Singh
- Enacting skills @dramatics by Pramti Singh 4D
- Underwater fishes school by aarushi
- Fish school by Pramti Singh 4D
- Pramti's Blanket and cross stitch
- ARIYAMAN'S EMBROIDERY
- Aadya's Embroidery 4C
- Aadya Mittal's Experience of Summer Bonanza 4C
- Summer Bonanza 4C
- Kanaka's Embroidery
- Aarna's unicorn face mask
- Underwater World School by Aarna
- Aarna as Yasmina from Jurassic World Camp Cretaceous
- Aarna's Embroidery

The bottom of the screenshot shows a Windows taskbar with the search bar, system tray, and the time 5:04 PM on 30/06/2020. The school name 'PRAGYAN SCHOOL' is visible in the bottom right corner.



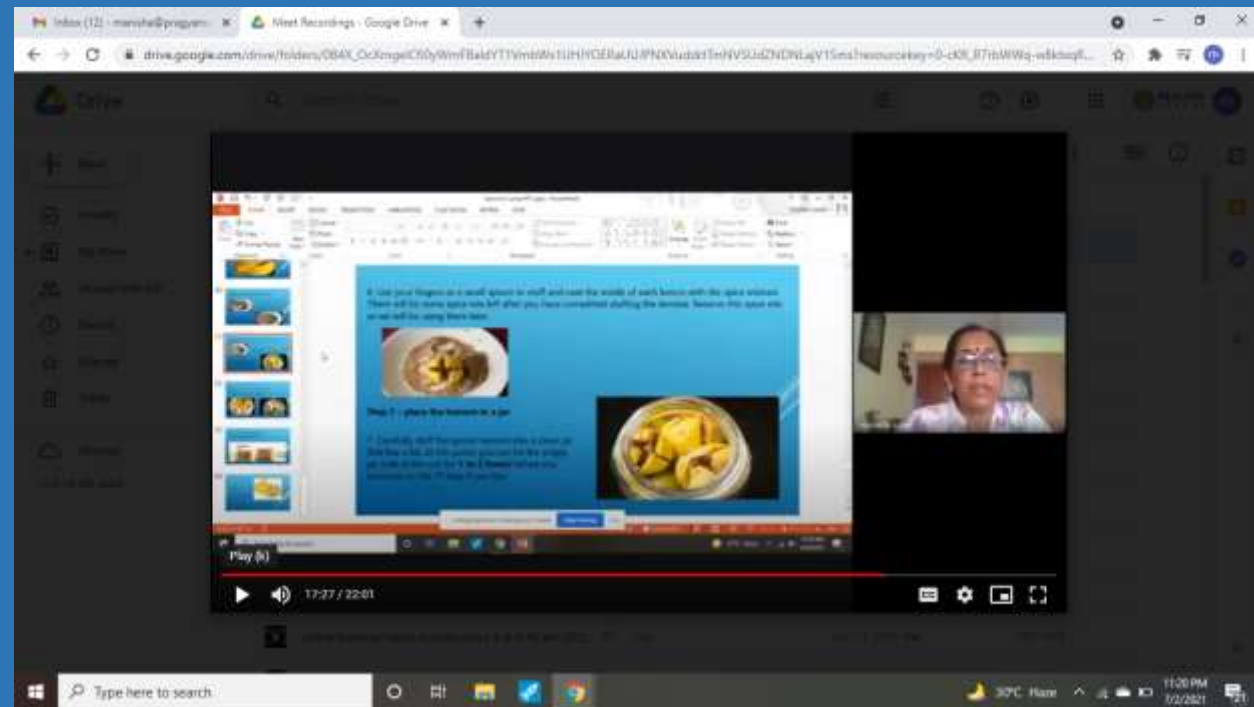
EMBROIDERY SESSION

An embroidery session as part of the summer bonanza was organized for students of class 4. The instructions were given during a live online session. During the session students learned different types of stitching including stem stitch, back stitch, satin stitch and chain stitch.





Jams, Pickles and Squashes




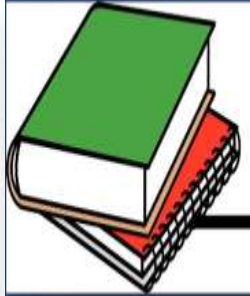
During the third week of Summer Bonanza, students of class 4 were taught to prepare lemon pickle in class. Children were prepared with the ingredients and displayed keen enthusiasm to learn the procedure of preparing lemon pickle.



DRAMATICS SESSION


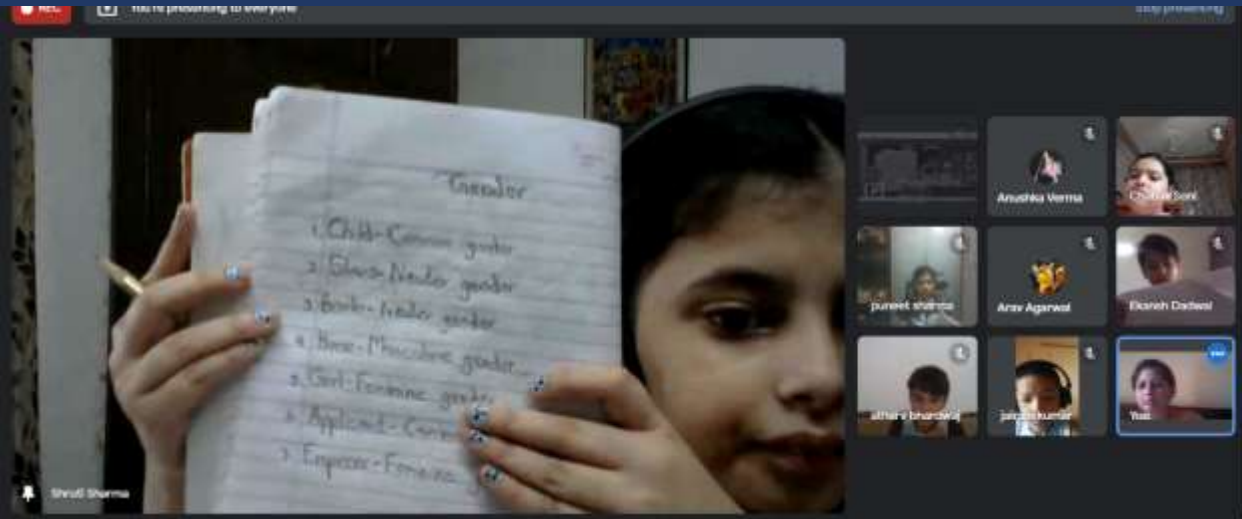
In the last week of summer bonanza, students of grade 4 showed their acting skills by enacting their favourite characters from different fields during the dramatics session conducted by Ms. Neelu. They tried to deliver the dialogues with proper expressions and emotions. They also used props to make their presentation interesting and effective. They danced to the tunes of happy dance too.





English

In the third and last week of Summer Bonanza, students of grade 5 revised the concept of gender in their English Class. They also did creative writing on the topic 'A Visit to a Traditional Bazaar' to enhance their writing skills.



Creative Writing
A visit to a traditional bazaar





YOGA SESSION

As a part of Summer Bonanza, yoga session was organised for students of class 5. The instructions were given during a live session online by the teacher to the kids. Yoga asanas like - Bhujang asana, Dhanur asana, Dhruv asana, Vajrasana, Surya namaskar along with other common asanas were conducted. Students also did basic eyes and neck exercises along with yoga asanas.



2. Bhastrika Pranayama

(strengthens the respiratory system and relaxes your mind)




Benefits of Bhastrika Pranayama:

- Favourable effect on the respiratory and digestive system
- Drains excess phlegm from the lungs
- Oxygenates the blood increasing the vitality of all the organs and tissues
- Strengthens and tones the abdominal region
- Calms the mind
- Energises the entire body and mind

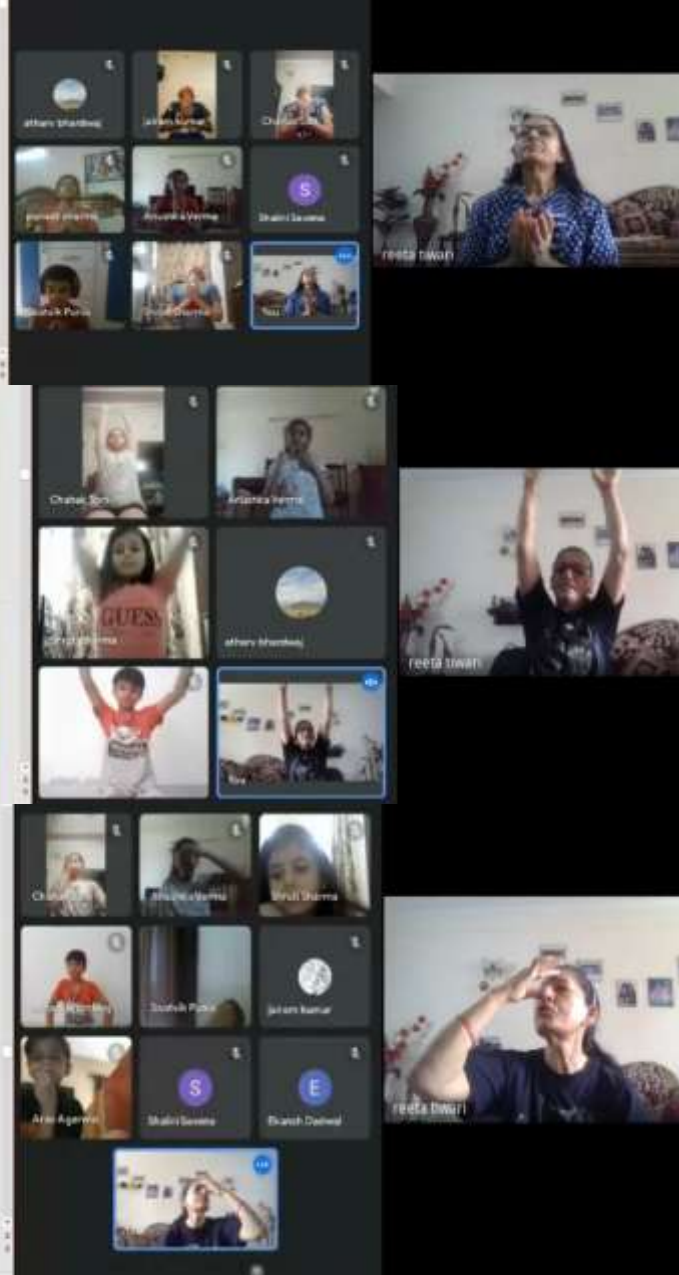
9. Anuloma-Viloma Pranayama

(improves concentration and provides oxygen to the body)



Benefits of Anulom vilom Pranayama

- It helps to cure mental problems like Depression, Anxiety, Stress, Tension, etc.
- Most beneficial for breathing-related problems like (Bronchitis, Asthma), etc.
- Improves the working of the lungs
- Best breathing technique for boosting one's memory (makes your brain sharper)
- Improves your immune system
- Alternate nostril breathing is an ideal breathing technique for maintaining your heart healthy





PADLET FEEDBACK

During the Summer Bonanza, students of class 5 got an opportunity to rediscover themselves with Yoga, painting, gift wrapping, physical fitness, virtual tours and academic classes. They shared their valuable feedback on an online portal called Padlet.





UNSOLVED MYSTERIES

In the third week of the Summer Bonanza, the students of class V got fascinated by some unexplored mysteries, which provided them cold shivers. They were extremely curious to watch these enigmatic spots around the world. They also enjoyed discussion on man eater plants and Pyramids of Giza.



What's the Mystery about the Pyramid of Giza ?





VIRTUAL TOURS

To culminate the flavour of the Summer Bonanza, this week the students of grade 5 experienced virtual tours to places like the Victoria Falls, Mount Everest and the Sahara Desert. Students were thrilled to discover the location, historical background and facts related to such places. They also shared some fun filled facts related to such places. An interesting quiz was also undertaken using the quizizz platform.

WORKSHOP ON NEARPOD

Workshops help a person to develop a new skill set for their better future. It's an educational program designed to teach or introduce to participants practical skills, techniques, or ideas which they can then use in their professional life and make learning interesting. 3rd July, 2021 a workshop on the slide sharing platform Nearpod, was conducted by Ms Rashmi Chugh wherein teachers of the primary department were apprised of this online tool on how they can instantly assign and share interactive lessons with their students using virtual reality, polls, videos, collaborate boards, game-based quizzes and more.

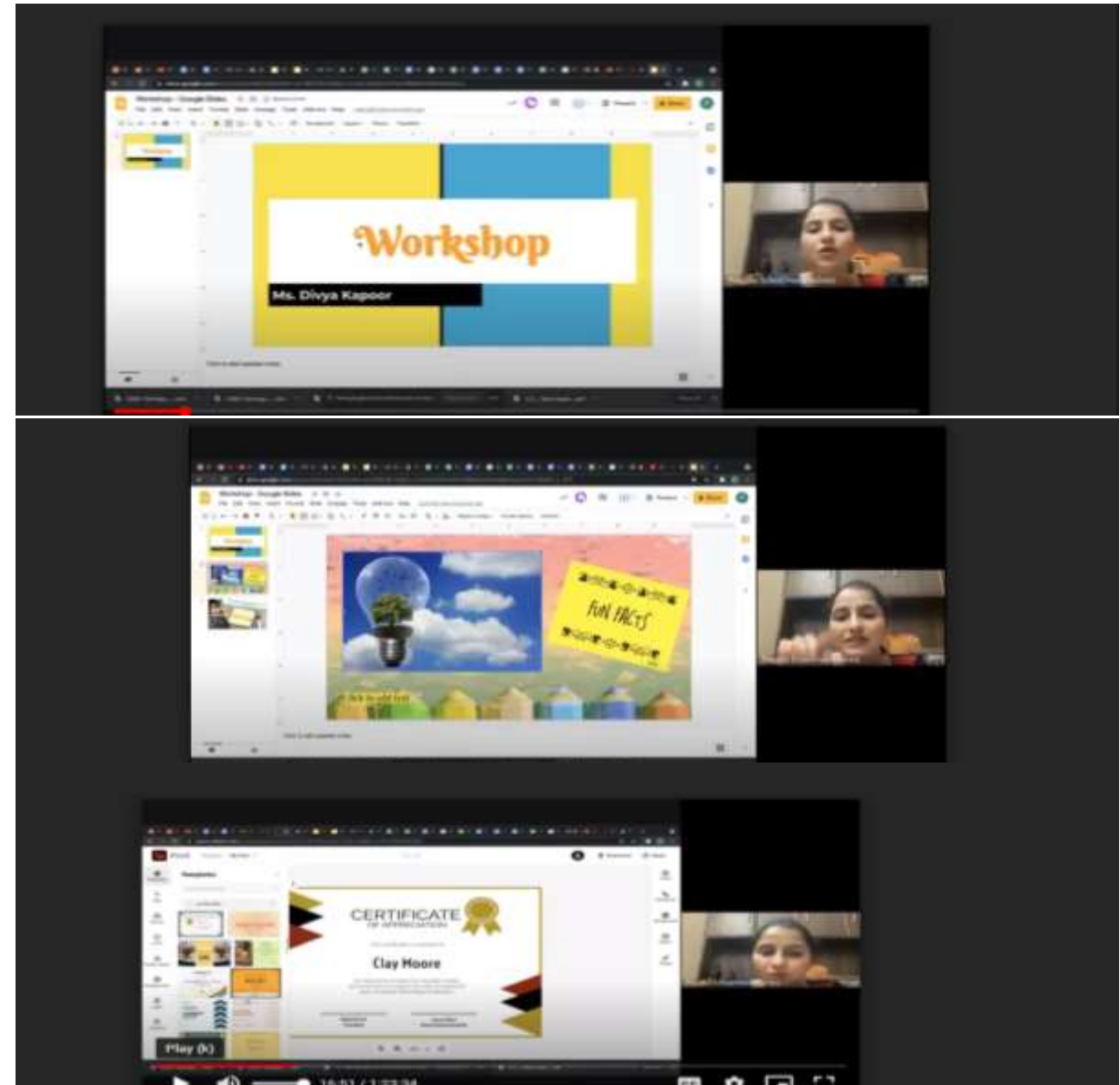


COE-NOIDA WORKSHOPS

1.	Ms. Monisha Bhatnagar	Child Psychology –understanding developmental Stages.
2.	Ms. Komal Pasricha	A) Happy teachers create Happy class room. B) Storytelling in a class room.
3.	Ms. Lopa Mudra Mukherjee	Pre Primary Methodology and Experiential Learning .
4.	Ms. Rajni Krishna	Joyful Mathematics.
5.	Ms. Bhawna Sethi	A) Joyful Mathematics. B) Setting outcomes in Teaching- Learning.
6.	Ms. Swati, Ms. Reeta and Ms. Neelu	Competency Based Education (Module 1,2,3 & 4), by Diksha Portal .
7.	Ms Reeta Tiwari	A) Digital Learning and Management. B) Understanding Multiple Intelligence’.

Workshop by the Headmistress, Ms Divya Kapoor.

The School Headmistress, Ms Divya Kapoor, conducted a two day workshop on effective use of Google Tools and Blended Learning wherein she highlighted the use of online platforms such as Adobe Spark and Mentimeter. It was an interactive session, and the teachers were given hands on learning experience by the Headmistress. The workshop was attended by the teachers of the Primary and Pre-Primary Department and was an enriching learning experience for them wherein they learnt the use of these online tools for making the teaching learning process more enriching and engaging for the students.



Workshop by Ms. Swati and Ms. Neelu

Ms. Neelu and Ms. Swati conducted a workshop on Humour in the Classroom. The workshop highlighted the differences between humour, ridiculing and mocking, and how much it is necessary in today's online method of teaching, where the students are communicating with their teachers virtually, not personally. Integrating humour into the lessons were shared too, which helps in breaking the anxiety and fear a student may have for a particular subject and makes that interesting. Humour creates a classroom environment where the students acquire knowledge and have fun too. Different activities like Tongue Twisters, Silly Sentences, Daily Vocabulary Cartoons and Scavenger Hunt were shared with the teachers to enliven the online classes. The teachers too participated in these activities using the digital tool Mentimeter.

