



PRAGYAN
S C H O O L

WEEKLY CIRCULAR PRIMARY & SENIOR

4th December 2020
(Cir/PS/34/2020-21)

NURSERY



English- Introduction of letter 'S' with the help of pictures, colouring, and tracing the worksheets. Children can identify the pictures that can start with letter 'S'.

Maths- Introduction of number '19' was done by colouring, and tracing the worksheets.

Hindi- Introduction of vyanjan 'स' was done with the help of colouring the worksheets and children can identify the pictures with respect to the given vyanjan.




General Awareness- Discussion on animal kingdom was done, Students also participate in 'Show & Tell activity.

EVS- 'Crow' was introduced in the class where children got to know various fun facts about it.

Dance- Children practised dance related to 'Christmas'.

Music- Children practised the song 'A gift to you'

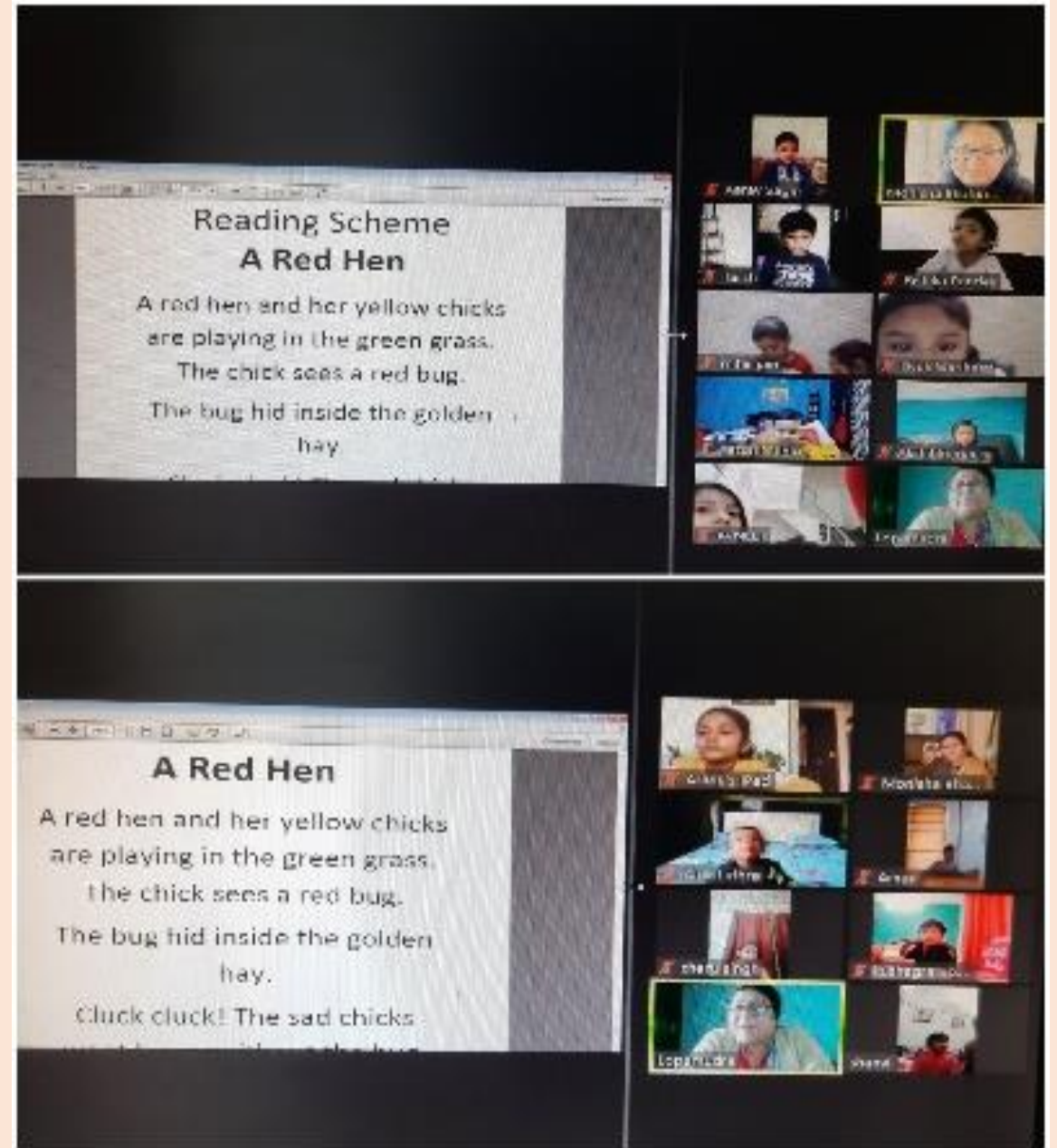


KINDERGARTEN



English -Students were taught "it" "family words in English class. They practiced writing three letter words in their notebook. Reading practice from reader book was also done

Reading Scheme- Reading practice of 'A red Hen' was done.





Maths -Revision of number names from **1-10** ,ascending order, skip counting were done in the class. Students did written practice of **100-150** in sequence in their notebook and worksheets of skip counting and between numbers were also done during their writing class.





Hindi- Students of KG did revision of previously taught Vyanjans. Vyanjan 'ड' was introduced with the help of flash cards and related story. Written practice of vyanjan was also done in workbook and notebook and writing practice of four letter words were done ,dictation of two letter words were also given



Evs- Introduction of reptiles and introduction of Crocodile was done. The students also learnt few facts of crocodile.

GA-Concept of community helpers was discussed that how important each and every profession is in our life.

Art and craft- Students enjoyed colouring in different types of fishes for undersea water.

Music-Students enjoyed learning "A gift for you" song in their music class .






ENVIRONMENT

SCIENCE

Children of class 1 studied about living and non-living things. They were taught about the characteristics and difference between living and non-living. They actively participated in the discussion and pointed out alive and lifeless things around them, after which they categorized those under living and non-living things.






VOCAL MUSIC CLASS



The students of grade 1C enjoyed the Christmas carol "Joy To The World". They learnt the song with great enthusiasm and celebrated the birthday month of Jesus Christ.





Students of class 1 were taught poem of the month named - “जाड़े का मौसम “in their hindi class. Followed by practice of reading through the chapter “मोर” from the coursebook.

A screenshot of a video call with three participants. The first student on the left is wearing glasses and has a name tag that says "nidhi Gupta". The second student in the middle is smiling. The third student on the right is resting her chin on her hand and has a name tag that says "Kapil Mittal".

जाड़े का मौसम

जाड़े का मौसम आया
सूरज का मन अलसाया,
लिहाफ तान कर सोर्ये हैं,
देखो सात बजने को आया ।

A cartoon illustration of a smiling sun with sunglasses, wearing a red shirt, and having a happy expression.

क्या उनको है नहीं पता,
सर्दी सबको रही सता,
क्या किसी से अनबन हुई,
या हुई हमसे कोई खता ।

A cartoon illustration of a sun with its eyes closed, appearing to be sleeping, with a neutral expression.

EVENING ART CLASS 1 & 2



Students of classes 1 and 2 learnt to make a beautiful bird using different Alphabets and lines in their first Evening Art Class. They worked enthusiastically and created background with their own imagination and they learnt colour shading too.









Math

We use metric measures in our daily life. It help us in measuring the thickness or length of the objects. using different instruments. Students of class 2 were introduced to the chapter: Metric Measures where they understood about standard and non- standard units of measurement. They also revised the subtraction and the properties of multiplication.





An ISA activity which is collaborative with Maths was done in classes 2 A and C. Students were guided step by step to make a Board game named Martinetti board game in their online Art class. They enthusiastically participated and enjoyed making it. Students presented it with the hand made Pieces and Dice earlier taught to them.



हिन्दी

With the beginning of winter students of class 2 were taught monthly poem - सर्दी and the new words of the month. Revision of the topics to be included in Recap was also given practice during regular and evening revision classes.

नीचे लिखे वाक्यों में क्रिया शब्दों को रेखांकित कीजिए-

- श्रुति अपने गाँव कल जाएगी ।
- लड़के विद्यालय में गाना गा रहे थे ।
- बादल बरस रहे थे ।
- आज वर्षा होगी ।
- नीरज अपनी माँ के साथ बाजार जा रहा है ।
- दादीजी स्वेटर बुन रही हैं ।
- वह साँप को देखकर उछल पड़ा ।

REC

PRAGYAN SCHOOL

नए शब्द	नए शब्द
सुनसान	ऊँचा
प्रभाव	सुरक्षित
मजबूत	कीचने
शाखाएँ	धमकी
धन्यवाद	इशारा

दिसंबर २०२०
कक्षा २
माह के नए शब्द

Bhawna Kapoor Sethi

2B-Group B(Hindi)

REC

16	१६	सोलह	24	२४	चौबीस
17	१७	सत्रह	25	२५	पच्चीस
18	१८	अट्ठारह	26	२६	छब्बीस
19	१९	उन्नीस	27	२७	सत्ताईस
20	२०	बीस	28	२८	अठाईस
21	२१	इक्कीस	29	२९	उनतीस
22	२२	बाईस	30	३०	तीस
23	२३	तेईस			

Empoweri...
9 others

Group B(Hindi)

गिनती

1	१	एक	9	९	नौ
2	२	दो	10	१०	दस
3	३	तीन	11	११	ग्यारह
4	४	चार	12	१२	बारह
5	५	पाँच	13	१३	तेरह
6	६	छः	14	१४	चौदह
7	७	सात	15	१५	पंद्रह
8	८	आठ			

Bhawna Kapoor Sethi

2B-Group B(Hindi)

REC

PRAGYAN SCHOOL

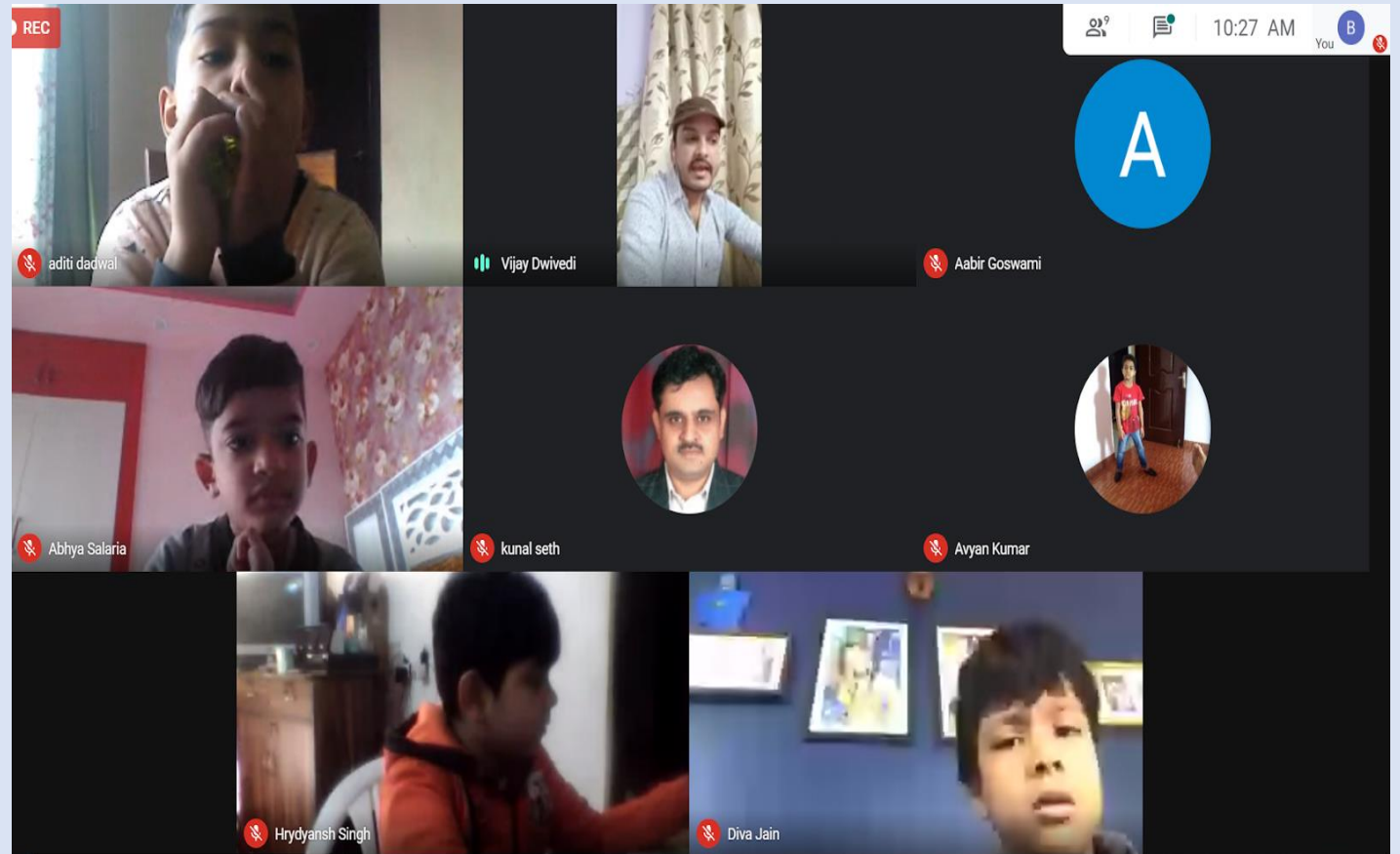
दिसंबर २०२०
कक्षा २
माह की कविता
सर्दी

सर्दी लगी रंग जमाने, दास लगे फिन्किटने
मर्द-मर्द स्वेटरों को, लोग मग काकर से लाने।
बन्ने लगे कफकफाने, ठंडी से खुद को बचाने
दूधकर लकड़ी लाने, बैठे सब आग जलाने।
दिन लामा अब जल्दी जाने, रात लगी अब पैर फैलाने
शुद्ध काम को कोहरा छाए, हथ-पैर सब लगे ठंडाने।
सर्दों लगीं धुँध उड़ाने, धूर लगी अब सबको भाने
मर्द-मर्द चाय को पीकर, राभी लगे सबको गरमाने।

Bhawna Kapoor Sethi



We may have some athletes who are among the highest earners in the world, we may have Olympics medallists. But it takes a lot more to say that India is a sporting nation. As a part of ISA activity students of class 2 B practised - the song ' Chak de India'. All the students participated enthusiastically in the class.





VOCAL MUSIC CLASS



Music has been a mood changer for any individual. It develops skills and makes the child ready to learn different sounds and meanings. They are also working on their speaking and presentation skills, by performing what they have learnt. Students of class-2 are learning a very famous song “Chak De India”. This song still brings out Goosebumps as it represents the love for our nation as well as sports. By learning this song kids are getting a feeling of patriotism as well. They all enjoyed the session and are still learning to get better.



Students of class 3 had their English Recapitulation Worksheet through the Google form in their regular online classes. They were also introduced to the ISA Collaborative Activity- The Tapestry of Folktales. The students were shown videos on The Mitten (a Ukrainian folktale) and The Dirty Pig (folktale from Meghalaya).

A collage of educational content. The top left features a word cloud titled "THE TAPESTRY OF FOLKTALES" with the word "Folktales" repeated in various colors and sizes. The top right shows a video of a student named Kishore wearing headphones. The bottom left is a slide from a presentation about "The Mitten" folktale, showing a woman in a red hat looking up at a white mitten flying in the sky. The bottom right is a slide about "FOLKTALES OF MEGHALAYA" featuring a pig and a cow, with a small video of a woman in the corner. A "PICCOLLAGE" logo is in the bottom right corner.




ENVIRONMENT

SCIENCE

The students of class 3 revised the chapter National Symbols and Emblem during their EVS online classes. They revised the different national symbols of India like the national animal, national bird, national flower etc. They also tried answering the small questions related to the topic taught and revised with them in the class.

National Animal

The Royal Bengal tiger is our national animal. It symbolizes bravery and strength.




Let's answer the following questions

- What is the Dharma Chakra?
- What is the meaning of Satyameva Jayate?
- When do we sing our national anthem?
- Why is our national flag referred to as tiranga?
- From where have we adapted the national emblem?
- Who had written Jana Gana Mana?
- Name India's national tree.
- Which other Asian country has the same national flower lotus as ours?
- What is peacock, our national bird famous for?
- What do the following colours of our national flag stand for? Saffron, White and Green.
- Who wrote our national song?
- How long does it take to sing our national anthem?

National Flower

The lotus was chosen as the national flower because it enjoyed a significant presence in ancient traditions, scriptures and mythology. The Bhagavad Gita considers it a metaphor for detachment: just as the lotus remains untouched by the muddy waters in which it grows, human beings should rise above worldly attachments. More often than any other flower, we hold the lotus dear as the symbol of life and love and devotion, of beauty and eternity.



DO YOU KNOW?

It takes about fifty-two seconds to sing our national anthem. The national anthem of Bangladesh is also a poem penned by Rabindranath Tagore.

Our national song is Vande Mataram. It was composed in Sanskrit by Bankim Chandra Chattopadhyay. It was inspired by the freedom struggle.

Bankim Chandra Chattopadhyay
(1839-1894)

Vande Maataram
Vande Maataram
Maataram

Sujalaam Sufalaam
Malayaj Sheetalaam
Sasgashyaamalaam
Maataram
Vande



हिन्दी

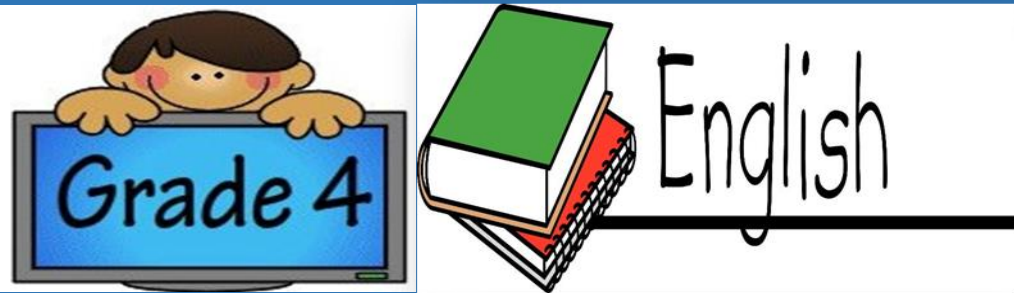
Students of class 3 revised the concepts of Vachan, Kaal and Ling and did few worksheets in the workbook. They also had their Hindi Recap this week.



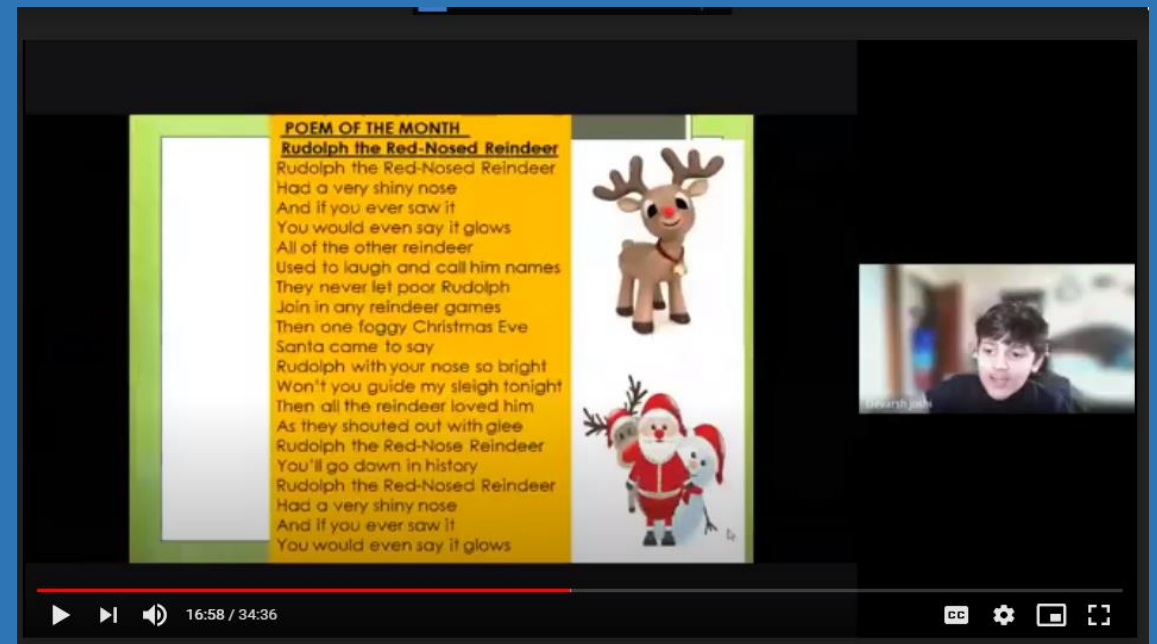
ART CLASS



Students of classes 3 C learned to do shading in an object drawing. They were taught the technique of shading using pencil and how to give the light effects. Students enthusiastically created their Pen stands as an object drawing.



Students of grade 4 were introduced to the poem and new words of the month. They did their English Recap through google form this week. They were also introduced to the ISA activity-The Tapestry of Folktales. They were shown the folktales of Ukraine.





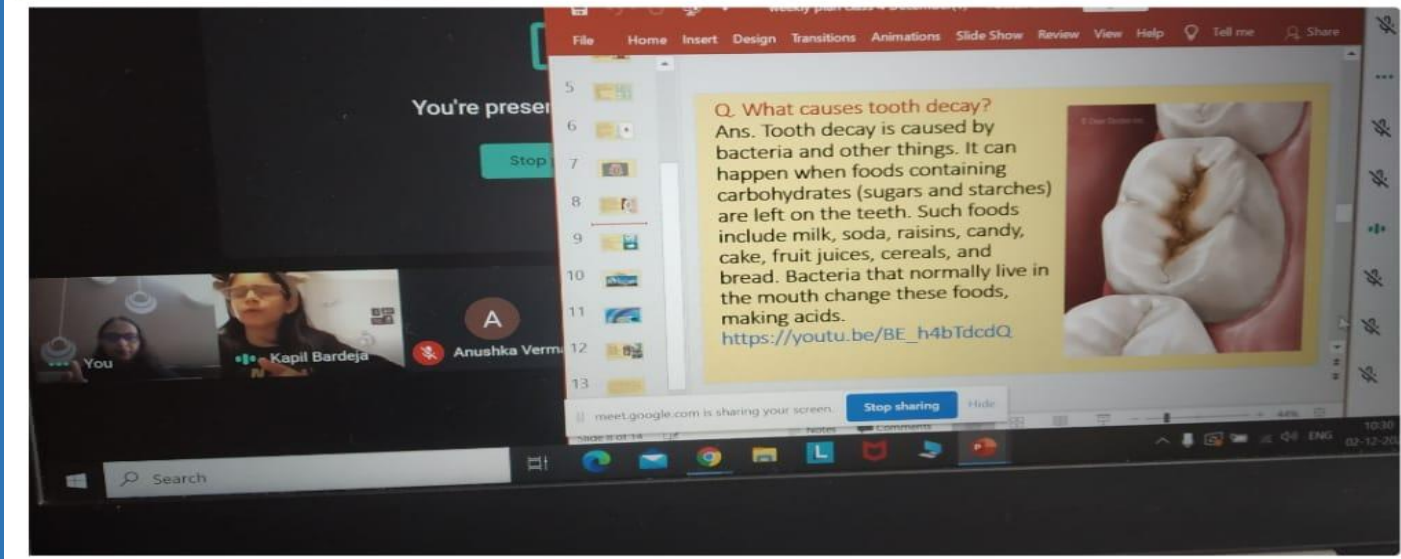
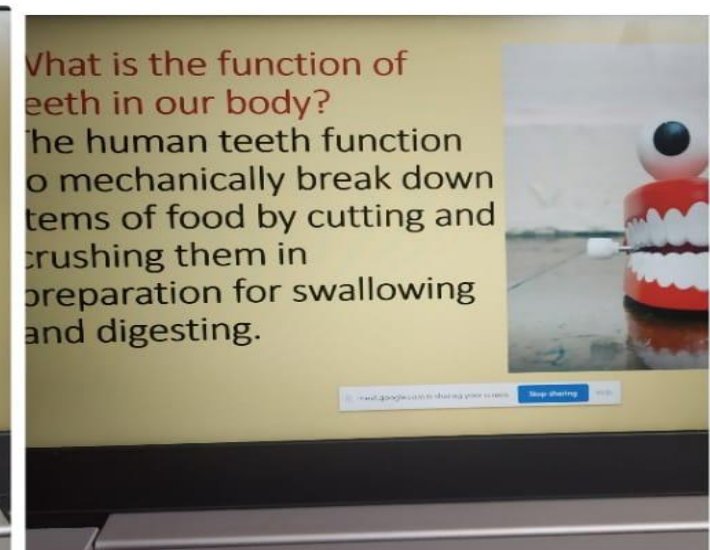
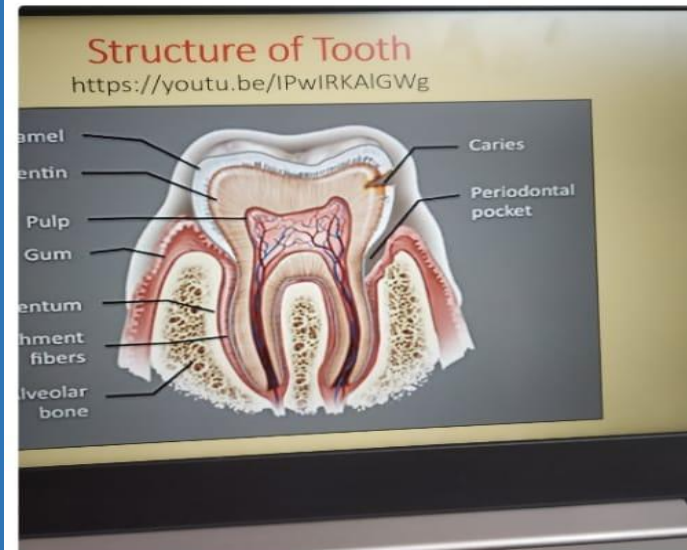
The formative assessment of Hindi for students of class 4 took place this week. They did their Hindi Recap through google form. They were also introduced to poem and new words of the December month.





ENVIRONMENTAL SCIENCE



The students of class 4 revised the chapter teeth during their EVS online classes. They revised the structure of tooth, different types of teeth and their functions. They also revised how tooth decay is caused and how we can take care of our teeth.





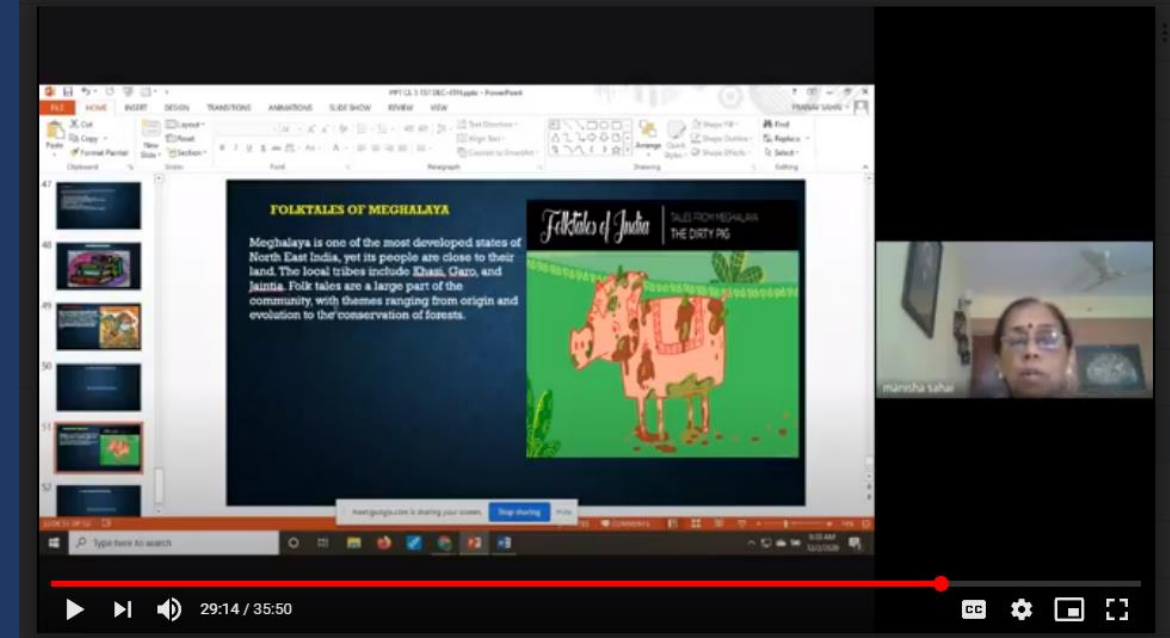
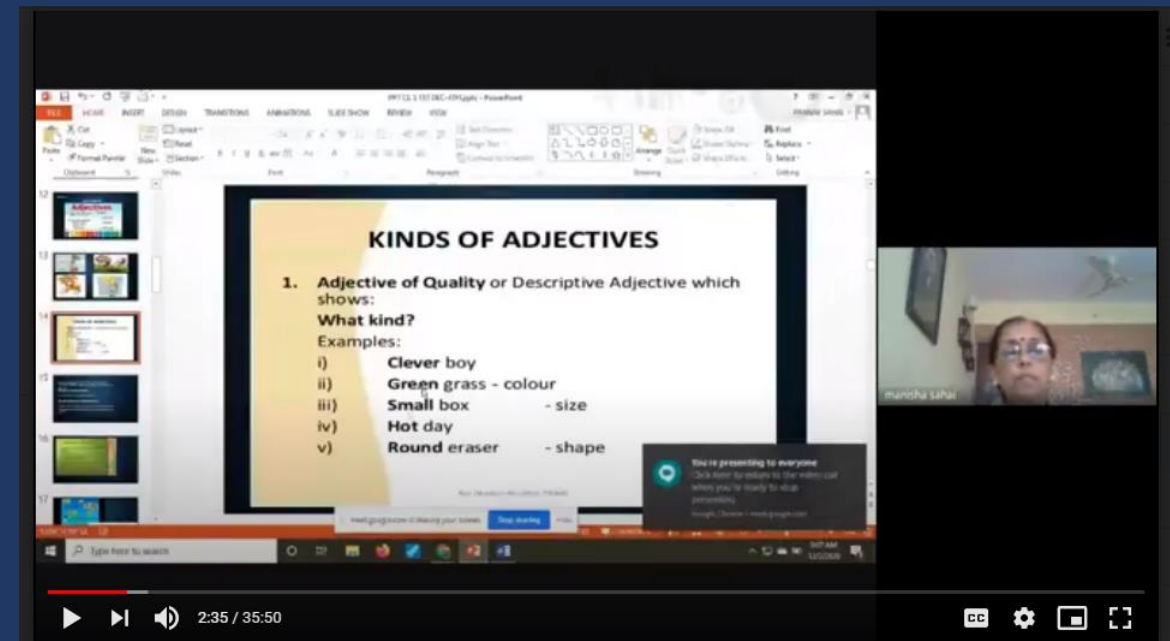
Grade 4 ART CLASS

Students of classes 4 B and C learned to do shading in a beautiful basket full of different types of fruits created by them. They were taught the technique of shading using pencil and gave light effects to create their still life





Students of class 5 continued with the topic of tenses. They were shown video related to the topic and solved worksheets also. During the week revision for the forthcoming recapitulation was also done with the students. As part of ISA activity the students were introduced to folk tales of Ukraine and Meghalaya.





ENVIRONMENTAL SCIENCE

A thorough discussion on the Quit India movement and Indian National Army was taken up in culminating L-12: The Struggle for Complete Independence. This was followed by the practice of Difficult Words and discussion on the objective and subjective questions related to the chapter. Thorough revision of the topics related to the upcoming EVS Recapitulation was also taken up in the online classes.

Home
Monday
Tuesday
Wednesday
Thursday
Friday
Useful Links
Archive
Notes

L-12: The Struggle Towards Complete Independence

Indian National Army:

- The Indian National Army (INA), also called Azad Hind Fauj, was formed by Subhash Chandra Bose during World War II.
- Its slogan was Delhi chalo.
- The mission of the army was to wipe out British rule in India.
- The Malayan campaign, the Burma campaign and the battles of Imphal and Kohima were fought by the INA in southeast Asia with the assistance of the Japanese.



Mahasweta Mukherjee

5A Online EVS Class (2020-12-01 at 22:42 GMT-8)

Home
Monday
Tuesday
Wednesday
Thursday
Friday
Useful Links
Archive
Notes

Objective Questions of L-12: The Struggle Towards Complete Independence

Fill in the blanks:

- Gandhiji started the historic Dandi March on the _____.
- The most significant phases in the struggle for independence were _____.
- The Rowlatt Act was passed in _____.
- Gandhiji was born on _____. He was popularly known as 'Bapu'. Gandhiji's given name was _____ Gandhi.
- The British Brigadier-General _____ was responsible for the death of hundreds at the Jallianwala Bagh.



Anil Nair

22:12 / 32:11

Activate Windows
Go to Settings to activate Windows.



हिन्दी

The formative assessment of Hindi for students of class 5 took place this week. They did their Hindi Recap through google form. They were also introduced to poem and new words of the December month. Class 5 had their revision of different concepts this week. The students revised the concept of “Kriya, Visheshan and Kaal”. They practiced questions from the workbook.

दिसंबर माह की कविता 'दिसंबर'
 अरबे बरबे । तुम्हें सुनाई, काल का पुकारा
 चमू हवा केले अरबे मे । इसी सुने माली
 'सुनो और 'जलिया के पर, चमू का बंद अला
 अरबे ही सुने 'केलेंकर' काव्याया विनासवा।।
 एक किल्ला अरबुत खाल, चरुणु मे अला
 मे जे केलेंकर का वरत, जलिया मे चलाया
 वरत ही सही काव्याया को, और अरबे का पर मे
 अरबे अरबे को सवे, और-कीय का पर मे।।

Class-5 Hindi
 हिन्दी पुनरावृत्त कार्य-पर - FA2



दिसंबर माह के कविता कवच - फा-23 कवच
 कवच अरबुत के जलिया हीय सुजना

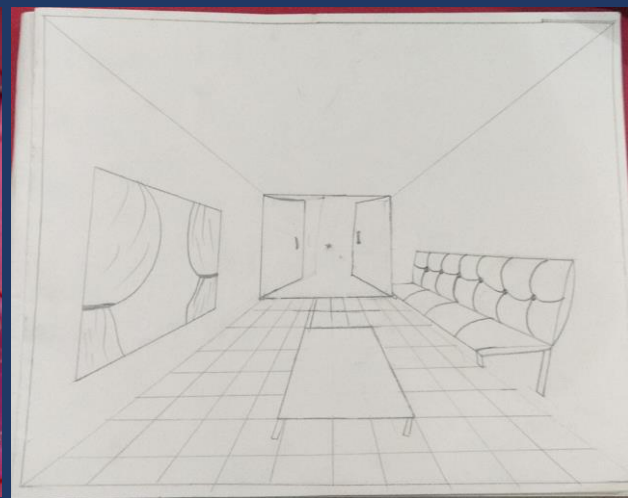
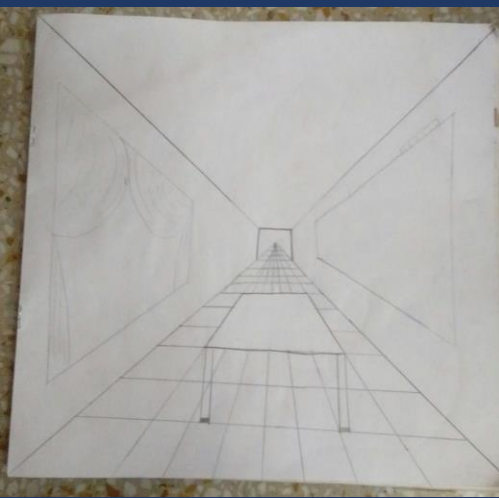

१. अरबुत	१५. टोलाचारी
२. जलिया	१६. अजीबिया
३. वरत	१७. सुनेम
४. निपुणता	१८. धनुषिया
५. परिभ्रम	१९. एकांतव्य
६. शिबेर	२०. अरबुत



ART CLASS




Students of Classes 5B and C Learned to create Perspective drawing. Perspective drawing gives a three dimensional feel to an otherwise 2D surface. This technique helped students to create their own perception of a room which they have shown through their beautiful artwork.



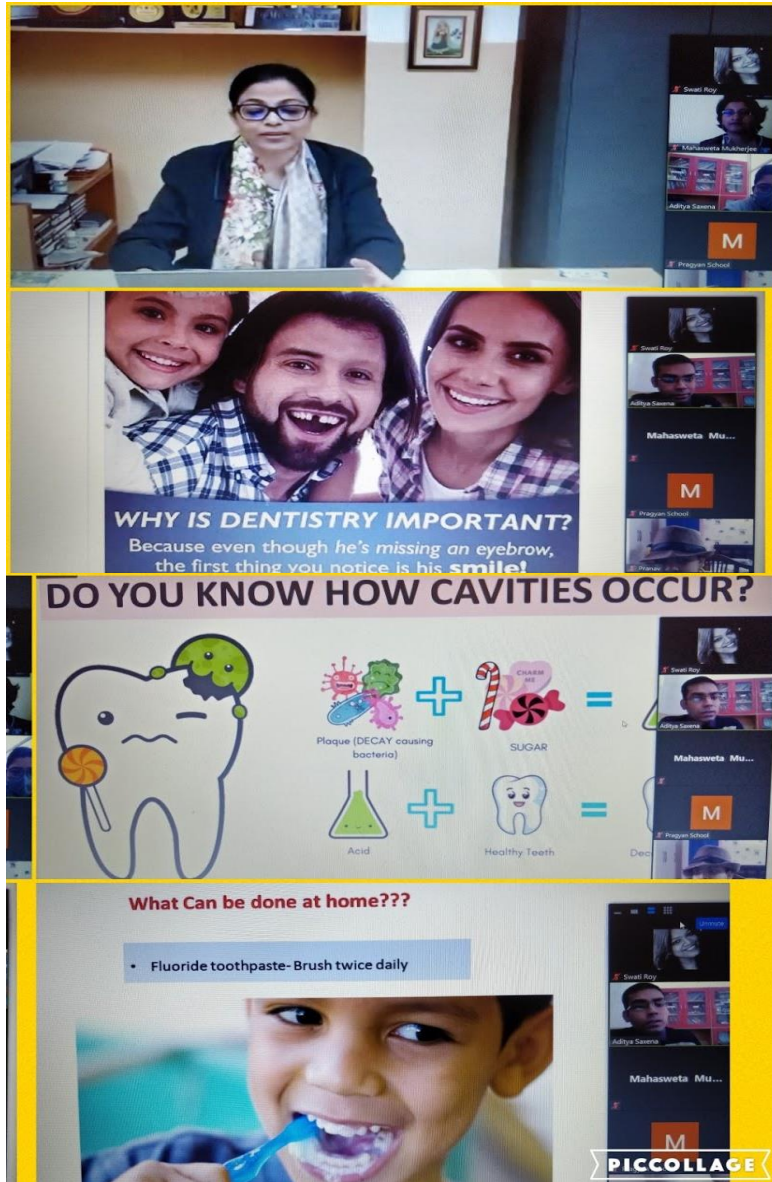


The third cycle for the Stem at Home Sessions initiated this week with the incorporation of various hand on experiments with easily available materials at home. Students of **grades 3 to 5** had the opportunity to explore and perform live experiments like ‘Salt Art’, ‘Experiments on Air Pressure’ and ‘Bottle Diver’ under the guidance of efficient trainers from the Stem Lab.



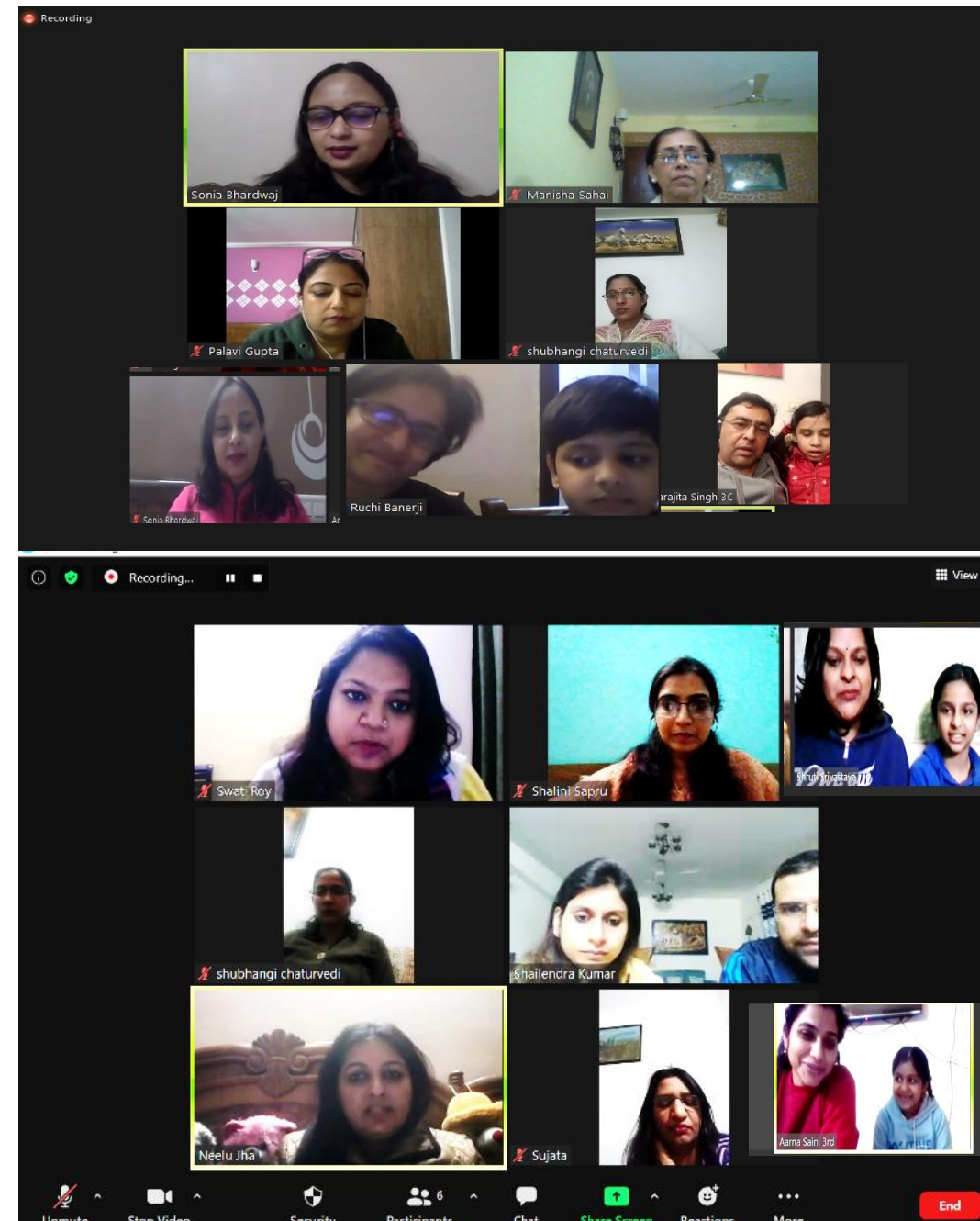
ORAL HYGIENE AWARENESS SESSION

On Saturday, 5th December 2020 Pragyan School organised a webinar on oral hygiene for students and parents of the Primary Department. The webinar was conducted by a team of doctors from the Department of Pediatrics and Preventive Dentistry, ITS, Dental College, Hospital and Research Centre, Greater Noida. The resource person Dr Aditya Saxena and Dr Renu Sarah Kurien presented an informative PPT which highlighted about dental diseases and common dental problems from childhood to adolescence. He further elaborated about problems like plaque, cavities and sensitivities faced by children at different ages and ways to improve oral hygiene. Important tips were also given to prevent tooth decay. Various videos were shown too wherein students viewed the correct way to brush teeth. Procedures of treatment was also shown through a video. Followed by the PPT was an interactive session with the students wherein the students answered different questions posed to them through a google form shared with them. Overall it was an extremely informative session and the students gained important learning about oral hygiene.



VIRTUAL PTM

The PTM for classes 3C, 3D, 5A and 5B were held in the 1st week of December 2020. The parents virtually interacted with the class teacher and respective subject teachers to discuss the performance of their wards during the ongoing online classes. They provided their valuable suggestions and positive feedback about the ongoing online sessions. The teachers gave their feedback and noted some suggestions of parents for further improvement.



WORKSHOP : SUPER TEACHER

Ms Reeta Tiwari, Ms Rajni Krishna and Ms Swati participated in the workshop on Online Teaching Tools & Resources conducted by Super Teacher on 29th November 2020. The session focused on various student engagement platforms and how to utilize virtual reality for education. Gamified methodology for enhanced learning was also discussed.




Participation Certificate

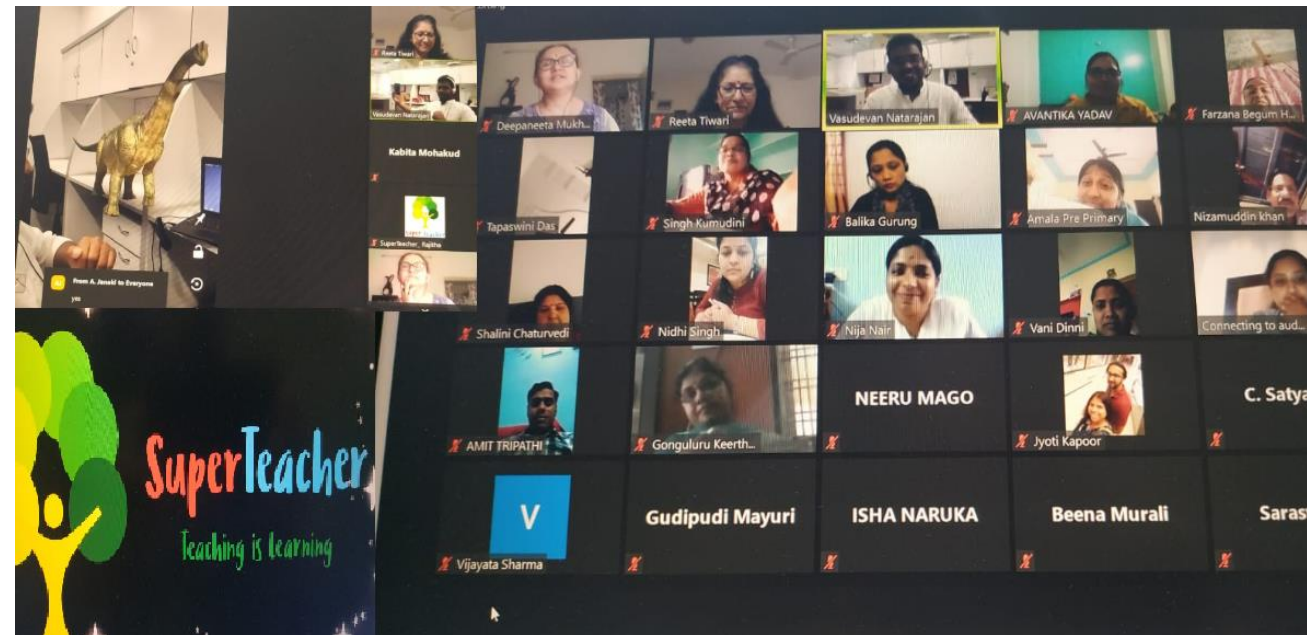
This is presented to
Mr/Ms/Mrs Reeta Tiwari
Teacher of Pragyan School , Greater Noida
for the active participation during the workshop on
Online Teaching Tools & Resources
conducted on 29th Nov 2020.

Course Topics

Smoother switching between virtual and physical schooling
Dynamic Instructions with Student Engagement Platforms and AR/VR for Education
Insightful Assessments With Gamified Quizzes and Proctored Examinations
Open Online Learning Management Tools for hurdle free Hybrid Schooling
Seamless lab-work with open virtual labs and simulations




Manmohan Kathari
Academic Director,
SuperTeacher Edu-reforms

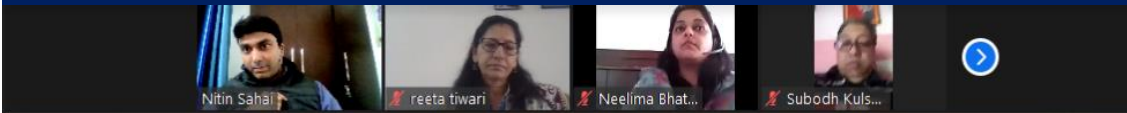


The pen paper test -2 for classes VI-VIII and Preboard -1 for classes X and XII commenced from 4th Dec 2020. Some students of classes X and XII also opted for giving exams from school. All the SOP were followed during the conduction of exams in school



WEBINAR

The world of Education has seen sweeping changes in 2020. Not only have we had to learn how to teach online, but the Government of India has also brought out a new National Educational Policy 2020 which promises to change the way we teach and learn in India.



To address questions around the NEP 2020, the school organised a webinar titled “The National Education Policy 2020 and Implementation by Educators” on 1st of December for the teachers of our school. This extremely informative and contemporary webinar was offered by Prof Arjya B. Majumdar, Dean of Admissions and Outreach at the O.P. Jindal Global University. Prof Majumdar was a corporate lawyer prior to joining the O.P. Jindal Global University and has considerable experience in de-coding and de-mystifying government regulations and policies. This webinar consisted of an initial address by Prof Majumdar followed by Q&A round in which teachers from all three departments of the school clarified their doubts over NEP-2020. The webinar proved to be an enriching experience for the teachers.

WEBINAR



Dr Mahnaz on 28th Nov 2020, attended webinar organised by SHARP NGO During Pandemic & After series with the topic: Webinar on the theme “Digital Mental The health of Adolescents during COVID times: A Global Concern”, which was attended by more than 400 participants from all over India. It was an enriching session. The speakers were focused on the solutions of these complex issues which have been turned worse due to the extra availability of the internet during these virtual classes. Answers to some ambiguous questions like why these adolescents are into some online deadly challenges like blue whale, pokemon etc? or Why suddenly many youngsters have started their own you tube channels in lockdown or why they are addicted to online games like pubg or earlier to tik tok? The glamourization and charm of this unreal real world for them is lethal. It must be handled with patience by parents and teachers.

COVID PROTECTION

Wearing a mask shows kindness!

Studies on the new coronavirus and other germs show wearing a mask helps stop infected people from spreading disease to others. Evidence also suggests that masks may offer some protection for the people wearing them. Wearing a mask is not just about keeping ourselves safe, it's about keeping everyone safe -- at work, in the community, and at home. Wearing a mask sends a visual signal that you understand the importance of physical distancing and following healthy behaviors.

- Health and wellness club

WEAR A MASK

**MY MASK
PROTECTS YOU**



**YOUR MASK
PROTECTS ME**

ONLY **TOGETHER** CAN WE SAVE LIVES