



**TIMES
SCHOOL SURVEY
2019**
Ranked No. 1
as school leaders in Greater
Noida by the Times of India
Survey 2019



**PRAGYAN
SCHOOL**

WEEKLY CIRCULAR SENIOR

28th JANUARY 2022
(Cir/PS/37/2021-22)

SPECIAL REPUBLIC DAY ASSEMBLY

A historic day to remember our national heroes and freedom fighters who immensely suffered to give us a republic nation. Knowing that, it is a day of national rejoicing. Pragyan School, Greater Noida celebrated the 73rd Republic Day with great éclat and patriotic fervor through an online platform. The students of classes VI-X displayed a plethora of activities to infuse the spirit of unity and brotherhood. The assembly commenced with a mystical instrumental performance followed by the importance and significance of republic day. Next in the line were stories on the constitution along with a few on freedom fighters. They also described the latest amendments in the Indian constitution. Several musical and dance performances with a vocal Sanskrit composition of Durgastrotam were also a beauty to behold. A few more performances like the vocal song, prerak prasang, a story on a leader filled the air with patriotism. Last but not the least, the significance of our constitution and fundamental rights was given by one of the faculty members Ms. Roja Ramani. The assembly culminated when the school Principal, Ms. Ruchika Sharma addressed the gathering and inspired the students with her motivational words. She appreciated the participants for their wonderful performances and told them to abide by the constitution of their country and fulfill all their duties as responsible citizens.

SPECIAL REPUBLIC DAY ASSEMBLY



SANSKRIT ENRICHMENT ACTIVITY VI

दिनांक 24,25, 27 में कक्षा 6 में संस्कृत क्रियाकलाप चित्र वर्णन कराया गया जिसमें बच्चों ने फलों के चित्र बनाकर उनका वर्णन संस्कृत में किया . इस क्रियाकलाप द्वारा बच्चों के भाषा लेखन के कौशल - दृश्यों को समझने की क्षमता एवं कल्पना शक्ति का विकास हुआ.विद्यार्थियों ने उत्साहपूर्वक क्रियाकलाप संपन्न किया .



HINDI ENRICHMENT ACTIVITY VI

दिनांक 24,25, 27 में कक्षा 6 अ,ब स में हिंदी क्रियाकलाप कविता वाचन कराया गया जिसमें बच्चों ने देशभक्ति और प्रेरणादायक कविताएँ शुद्ध उच्चारण, उचित स्वर, उचित गति एवं हाव-भाव के साथ प्रस्तुत की.विद्यार्थियों ने उत्साहपूर्वक क्रियाकलाप संपन्न किया



ENGLISH ENRICHMENT ACTIVITY VII

It is said that “Never judge the book by its cover”

However, a brilliant book cover design helps in grabbing the attention of the prospective reader.

To enhance the critical thinking about the major themes, motifs and symbols in a work of literature the students of Class 7 created a cover with a blurb for the book of their choice. They presented an elaborated book review and explained their innovative approach for the book cover in a zoom session.



ENGLISH ENRICHMENT ACTIVITY VII



SANSKRIT ENRICHMENT ACTIVITY VII

संस्कृत रचनात्मक क्रियाकलाप में कक्षा सप्तमी के छात्रों ने संस्कृत भाषा में श्रवण कौशल (Listening skill) किया, जिसमें संवाद तथा गद्यांश सुनकर प्रश्नोत्तर का अभ्यास किया।



COMPUTER ENRICHMENT ACTIVITY VII



Students of class VII, as part of their Computer Enrichment Activity, had created an HTML document to display any five states and their respective capitals of India along with a picture of the state in the form of a table. Students enjoyed their Computer Enrichment activity and came up with beautiful web pages.



"States and Capitals of India"

| State | Capital | Image |
|-------------------|-------------|-------|
| Maharashtra | Mumbai | |
| Goa | Panaji | |
| Gujarat | Gandhinagar | |
| Himachal Pradesh | Shimla | |
| Jammu and Kashmir | Srinagar | |

COMPUTER ENRICHMENT ACTIVITY VII

| STATES AND CAPITALS IN INDIA | | |
|------------------------------|------------|---|
| State | Capital | Image |
| Punjab | Chandigarh |  |
| Tamil Nadu | Chennai |  |
| Uttar Pradesh | Lucknow |  |
| Madhya Pradesh | Mumbai |  |
| Rajasthan | Jaipur |  |

| States and Capitals of India | | |
|------------------------------|----------|---|
| STATE | CAPITAL | IMAGE |
| UTTAR PRADESH | LUCKNOW |  |
| MAHARASHTRA | MUMBAI |  |
| RAJASTHAN | JAIPUR |  |
| UTTARAKHAND | DEHRADUN |  |
| BIHAR | PATNA |  |

| STATES AND CAPITALS OF INDIA | | |
|------------------------------|------------|---|
| STATE | CAPITAL | IMAGE |
| PUNJAB | CHANDIGARH |  |
| TAMIL NADU | CHENNAI |  |
| ASSAM | DISPUR |  |
| MAHARASHTRA | MUMBAI |  |
| KASHMIR | SRINAGAR |  |

SOCIAL SCIENCE ENRICHMENT ACTIVITY VII

Students of grade VII were given a virtual tour to several monuments of Western India. This time the Social Science enrichment activity was through an online application tool "Padlet". Students were asked to make a wall presentation on any one of the monuments - Somnath Temple, Lakshmi Vilas Palace or Daulatabad fort. Students made creative and informative tour videos along with the padlet wall. It was an interesting activity where they mentioned the location, history, the relevance in today's time and public reviews of the monument.



HINDI ENRICHMENT ACTIVITY VII

Hindi Extempore was organized as Hindi Enrichment Activity for Classes VII-BC. The students spoke on various topics such as प्रदूषण का प्रकोप, जल ही जीवन है etc. The activity gave students a chance to express their own views on the given topics and opportunity to gain insights from others.



ENGLISH ENRICHMENT ACTIVITY VIII

Students of class VIII enjoyed their English Enrichment activity on Comic Strip Writing. The fun-filled activity included cartoons and dialogues. It required children to create their own cartoons as a means of exploring any one given topic. They enjoyed showcasing the activity in class as it gave them a chance to present their creativity with a fun element.



ENGLISH ENRICHMENT ACTIVITY VIII

The image displays a video call interface. On the left, a student's hand-drawn activity is shown. The title is "Endangered Species". The activity is divided into two rows of panels, each titled "SOCIAL AWARENESS CAMP".

Top Row:

- Panel 1:** A character says, "I AM HERE TO TALK ABOUT THE ENDANGERED SPECIES AND TO HELP YOU UNDERSTAND WHY WE SHOULD CARE FOR THEM." A speech bubble says, "I AM HERE TO TALK ABOUT THE ENDANGERED SPECIES AND TO HELP YOU UNDERSTAND WHY WE SHOULD CARE FOR THEM." Below the character, it says "I AM HERE TO TALK ABOUT THE ENDANGERED SPECIES AND TO HELP YOU UNDERSTAND WHY WE SHOULD CARE FOR THEM." Below the character, it says "I AM HERE TO TALK ABOUT THE ENDANGERED SPECIES AND TO HELP YOU UNDERSTAND WHY WE SHOULD CARE FOR THEM."
- Panel 2:** A character says, "WE CAN SAVE THEM BY STOPPING THE DESTRUCTION OF THEIR HABITATS AND BY STOPPING THE OVERHUNTING OF THEM." A speech bubble says, "WE CAN SAVE THEM BY STOPPING THE DESTRUCTION OF THEIR HABITATS AND BY STOPPING THE OVERHUNTING OF THEM." Below the character, it says "WE CAN SAVE THEM BY STOPPING THE DESTRUCTION OF THEIR HABITATS AND BY STOPPING THE OVERHUNTING OF THEM." Below the character, it says "WE CAN SAVE THEM BY STOPPING THE DESTRUCTION OF THEIR HABITATS AND BY STOPPING THE OVERHUNTING OF THEM."
- Panel 3:** A character says, "WE CAN SAVE THEM BY STOPPING THE DESTRUCTION OF THEIR HABITATS AND BY STOPPING THE OVERHUNTING OF THEM." A speech bubble says, "WE CAN SAVE THEM BY STOPPING THE DESTRUCTION OF THEIR HABITATS AND BY STOPPING THE OVERHUNTING OF THEM." Below the character, it says "WE CAN SAVE THEM BY STOPPING THE DESTRUCTION OF THEIR HABITATS AND BY STOPPING THE OVERHUNTING OF THEM." Below the character, it says "WE CAN SAVE THEM BY STOPPING THE DESTRUCTION OF THEIR HABITATS AND BY STOPPING THE OVERHUNTING OF THEM."

Bottom Row:

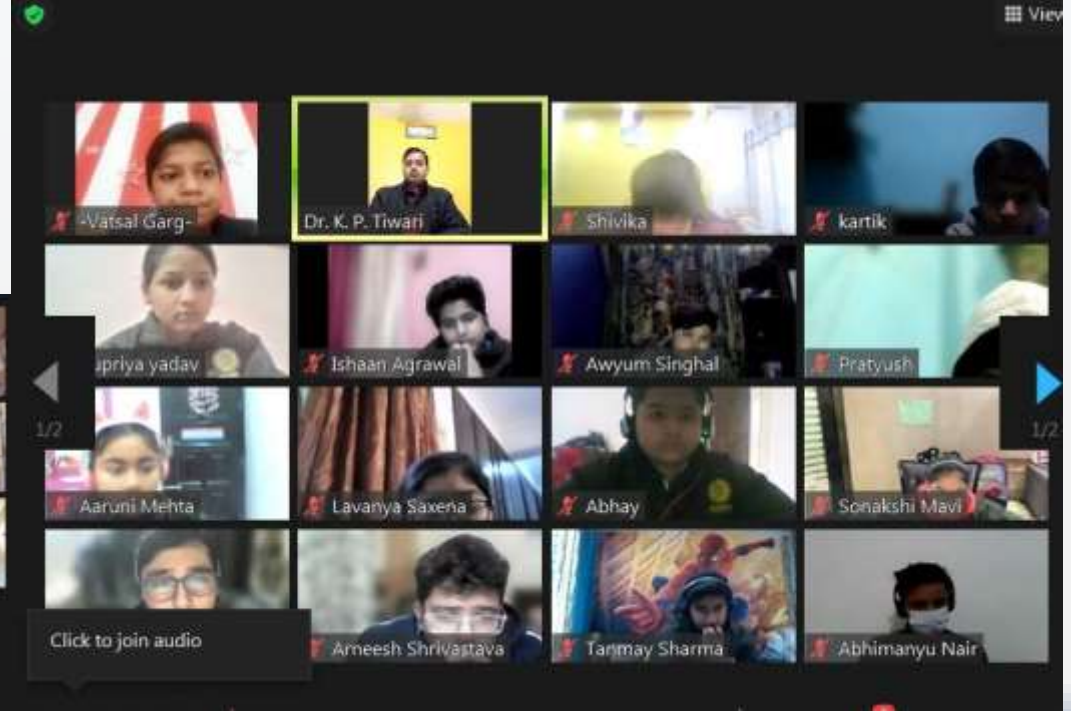
- Panel 4:** A character says, "I AM HERE TO TALK ABOUT THE ENDANGERED SPECIES AND TO HELP YOU UNDERSTAND WHY WE SHOULD CARE FOR THEM." A speech bubble says, "I AM HERE TO TALK ABOUT THE ENDANGERED SPECIES AND TO HELP YOU UNDERSTAND WHY WE SHOULD CARE FOR THEM." Below the character, it says "I AM HERE TO TALK ABOUT THE ENDANGERED SPECIES AND TO HELP YOU UNDERSTAND WHY WE SHOULD CARE FOR THEM." Below the character, it says "I AM HERE TO TALK ABOUT THE ENDANGERED SPECIES AND TO HELP YOU UNDERSTAND WHY WE SHOULD CARE FOR THEM."
- Panel 5:** A character is sitting at a table with a plate of food. A speech bubble says, "I AM HERE TO TALK ABOUT THE ENDANGERED SPECIES AND TO HELP YOU UNDERSTAND WHY WE SHOULD CARE FOR THEM." Below the character, it says "I AM HERE TO TALK ABOUT THE ENDANGERED SPECIES AND TO HELP YOU UNDERSTAND WHY WE SHOULD CARE FOR THEM." Below the character, it says "I AM HERE TO TALK ABOUT THE ENDANGERED SPECIES AND TO HELP YOU UNDERSTAND WHY WE SHOULD CARE FOR THEM." Below the character, it says "I AM HERE TO TALK ABOUT THE ENDANGERED SPECIES AND TO HELP YOU UNDERSTAND WHY WE SHOULD CARE FOR THEM."

Right Side: A vertical list of participants in the video call:

- nirmal damor
- Rachna Jain
- Lavanya Saxena
- Ishaan Agrawal
- Anvesha Singh
- Awyurr Singhal
- Anagh Raina

SANSKRIT ENRICHMENT ACTIVITY VIII

संस्कृत रचनात्मक क्रियाकलाप में कक्षा आठ के छात्रों ने संस्कृत भाषा में श्रवण कौशल (Listening skill) किया, जिसमें संवाद तथा गद्यांश सुनकर प्रश्नोत्तर का अभ्यास किया।



SOCIAL SCIENCE ENRICHMENT ACTIVITY VIII

Students of grade VIII made a wall presentation on the states of Western India using an online application tool, padlet . The activity included heritage, language, cuisine, attire and history of one of the states – Gujarat, Maharashtra, Rajasthan and Daman and Diu. Students made creative and informative tour videos in which they spoke about the activity, along with the padlet wall.




SOCIAL SCIENCE ENRICHMENT ACTIVITY VIII

Wishang • 1 • 81
RAJASTHAN
 Made by Vatsal, Yash, Tanmay, Tanay

CULTURE


INTRODUCTION




Dress in Rajasthan

DressMen in Rajasthan wear dhotis, kurta and paggar or safi (kind of turban headgear). Traditional Chudidar payjama (puckered trousers) frequently replaces dhoti in different regions.

FOLK ART




TECHNIQUE




Phad paintings are very detailed. Every inch of the canvas is used. Since the ancient stories are

HERITAGE



RANTHAMBORE FORT

Its architecture is unique in the way it exemplifies unconquerable power. There are three Hindu temples and a Jain temple inside the fort.



Swastika Singh • 9 • 34
Maharashtra (Group-6)
 Made with a quick timer

Heritage of Maharashtra by Swastika Singh (24)

Ajanta Caves



Ajanta Caves are one of the oldest UNESCO World heritage sites in Maharashtra, and among the most prominent Maharashtra tourist places.

shirdi



Cuisine of Maharashtra by Sonakshi Mavi(22)



Summer season is all about mangoes and aamras is one of the favourite mango servings in Maharashtra. The aamras is made from the mango pulp and its thick in texture, the pulp is extracted by hand and it takes not more than 30 minutes to prepare. It is served with puris or chappattis. At times, ghee or milk is added to aamras to enhance its flavour.

Folk Art of Maharashtra by Supriya yadav (23)

Bidriware Art



The expertise of the artisans of Maharashtra can be seen in the fine art and craft finishes. The fine fabrics of mashru and hamroo are the clear examples of their highest level of weaving art. The fabrics which looks like golden cloth are regarded to be one of the finest of its kind. The high level weaving know-how are also evident with the palhami and narayan path sarves.

Bidriware is another well-recognized craft of this state. It

Culture of Maharashtra By Shivika (21)

Culture of Maharashtra By Shivika



Most Popular festival of Maharashtra

Maharashtra is the third largest state of India. It has a long history of Marathi songs of Varkari tradition. Government

ARTIST OF THE MONTH [JANUARY]

Tanisha of class 12th is the artist of the month of January. She is very active in the class. She has a very creative mind and artistic sense.



EACH ONE TEACH ONE(INTERACT CLUB INITIATIVE)

Responsibility finds a way, as part of the activity "Each One Teach One" Interactors Vidhi and Sakshi of class 10B became the student teachers and taught the students of Jonas Nursery, Alfa -II through online classes. This week they taught the topics : Phonetics and Action verbs.



WEBINARS

CANCER AWARENESS & SEX EDUCATION (IX-XII)

Interact Club and Health & Wellness Club along with Rotary Club, Greater Noida, organized a workshop on “Cancer awareness & Sex Education” for the female students of Classes IX-XII. Rtr. Bhavya & Rtr. Nishtha briefed about Cervical cancer & Breast cancer. The campaign “Power of Pony Tail” which supports the hair donation for cancer patients was also highlighted. Rtr. Riya & Rtr. Anshula talked about the importance of Consent & types of sexuality. Videos were shown to students to make them understand the issues more clearly. Vote of thanks was given by Ms Seema Sharma & Ms Roja. Session was interactive and highly beneficial to the entire gathering.

WEBINARS

CANCER AWARENESS & SEX EDUCATION (IX-XII)

Cancer Awareness
CANCER AWARENESS LEARN

Diagnosis

- 1. Sharp changes in your skin (itching, redness, dryness, scaling, crusting)
- 2. Swelling or tenderness of the breast
- 3. The arms, neck, or chest may be puckering or inflamed
- 4. Changes in your hair (itching, change in color)
- 5. Pain, which may be slight, sharp, or change in time
- 6. Changes in your voice (hoarseness)
- 7. Changes in your weight (loss or gain)
- 8. Changes in your appetite (loss or gain)
- 9. Changes in your bowel or bladder habits
- 10. Changes in your menstrual cycle
- 11. Changes in your menstrual cycle (loss or gain)
- 12. Changes in your menstrual cycle (loss or gain)

Overview

| CERVICAL CANCER | BREAST CANCER |
|------------------------------|----------------------------|
| 01. What is Cervical Cancer? | 01. What is Breast Cancer? |
| 02. Risk Factors | 02. Risk Factors |
| 03. Signs and Symptoms | 03. Signs and Symptoms |
| 04. Types | 04. Types |
| 05. Diagnosis | 05. Self-Examination |
| 06. Treatment | 06. Mammogram |
| 07. Prevention | 07. Prevention |

SEX EDUCATION

AAINA

CBSE WEBINAR



| Name of the teacher participant | Topic of the webinar |
|---------------------------------|---|
| Ms Richa Palni | <ul style="list-style-type: none">• Multiple intelligence• Value education and its significance• Stress management techniques• Art integration in schools• Deliberating on ethics and integrity• Role of theatre and Drama |

HEALTH & WELLNESS CLUB



Healthy Lifestyle Tips

Amazing Health Benefits of **Morning Walk**



ECOLOGY CLUB



eco tips

Did you know $\frac{1}{3}$ of food goes to waste? (Some say half!) The first thing you can do is reduce your food waste. Keep better track of grocery shopping. Make a list first, then do your food shopping. Plan ahead, waste LESS!





TIP OF THE WEEK



10 WAYS TO TEACH A CHILD GOOD SELF-ESTEEM



- 1 Value your child**
Encourage your children to be their true self. Value each child for who they are and see them in whole being.

- 2 Respect Their Preferences**
Allow your child to have his or her own personal preferences and feelings, which may be different from your own.

- 3 Praise Their Good Behaviour**
Teach your child to make positive choices, and praise them for good deeds, behaviors, and positive traits they possess.

- 4 Engage Them in Activities**
Encourage them to become actively involved in their community, and introduce them to activities that promote a sense of cooperation and accomplishment.

- 5 Provide Inclusive Books**
Provide books that are inclusive, avoid media that stereotypes any group of people, and when you see stereotypes or discrimination have an open discussion with them about its harmfulity.

- 6 Watch Movies For Global Awareness**
Watching movies that introduce new places to your children is a great way to relate their global awareness.

- 7 Create Opportunities for Interaction**
Try to create opportunities for children to interact, and make friends with people who are different from them.

- 8 Be a Good Listener**
By listening to our children, we are teaching them they have a voice worth being heard.

- 9 Teach Them About Culture**
Teach children about who we are and our family culture and family traditions.

- 10 Encourage Questions**
If your child has questions on differences in characteristics or cultural practices, discuss openly with them.
