



PRAGYAN
S C H O O L

WEEKLY CIRCULAR PRIMARY

21st MAY 2021

(CIR/PS/05/2021-22)

NURSERY



English - Revision of letters 'L, T, I' was done by doing worksheets. Story 'Goldilocks & three bears' was shown to the children through audio-visual.

Maths -Number '3' was introduced and children did the worksheets related to the given number.

Rote counting of 1-20 was done by showing the flash cards.

General Awareness - Children can identify our five senses and got to know various functions of them.

Environmental Science - Revision of Pigeon was done in the class.



Science Demo - Discussion on the sense organ 'tongue' was done in the class where children can get to know we can taste through our tongue. Videos related to taste was shown to the children.

Craft- Children enjoyed doing the colouring work on the two circles for making mask of pig.

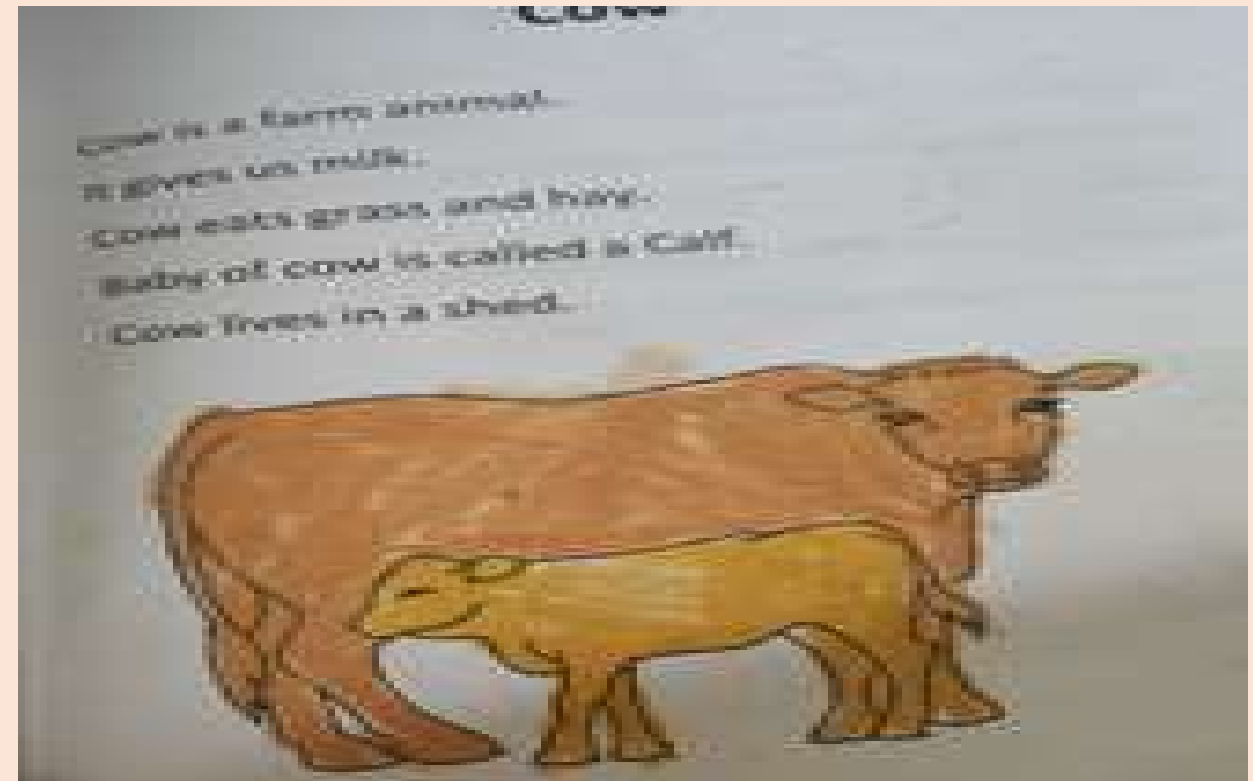
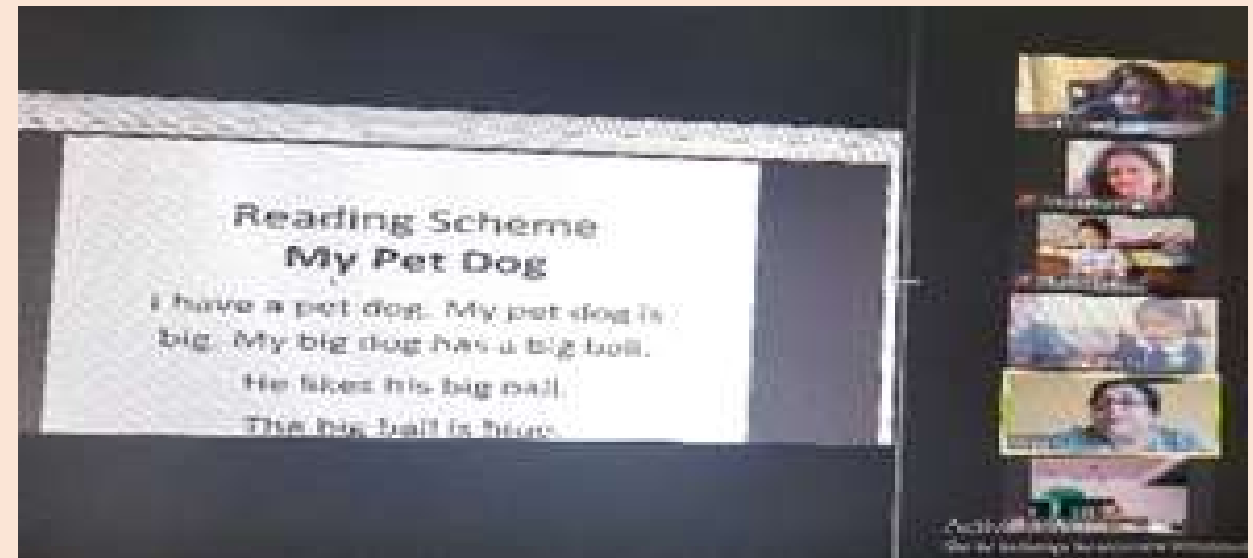
Music - 'Lakdi ki kathi' song was done in the class where children enjoyed the song by doing the actions.

Hindi - Introduction of vyanjan 'ग' was done in the class by colouring the worksheet.

KINDERGARTEN

English - Letter 'g' was introduced and written work was done in the workbook and notebook. New sight words and two letter words ed,od,ad were introduced in the class. In Reading Scheme students enjoyed reading a new story 'My Pet Dog'.

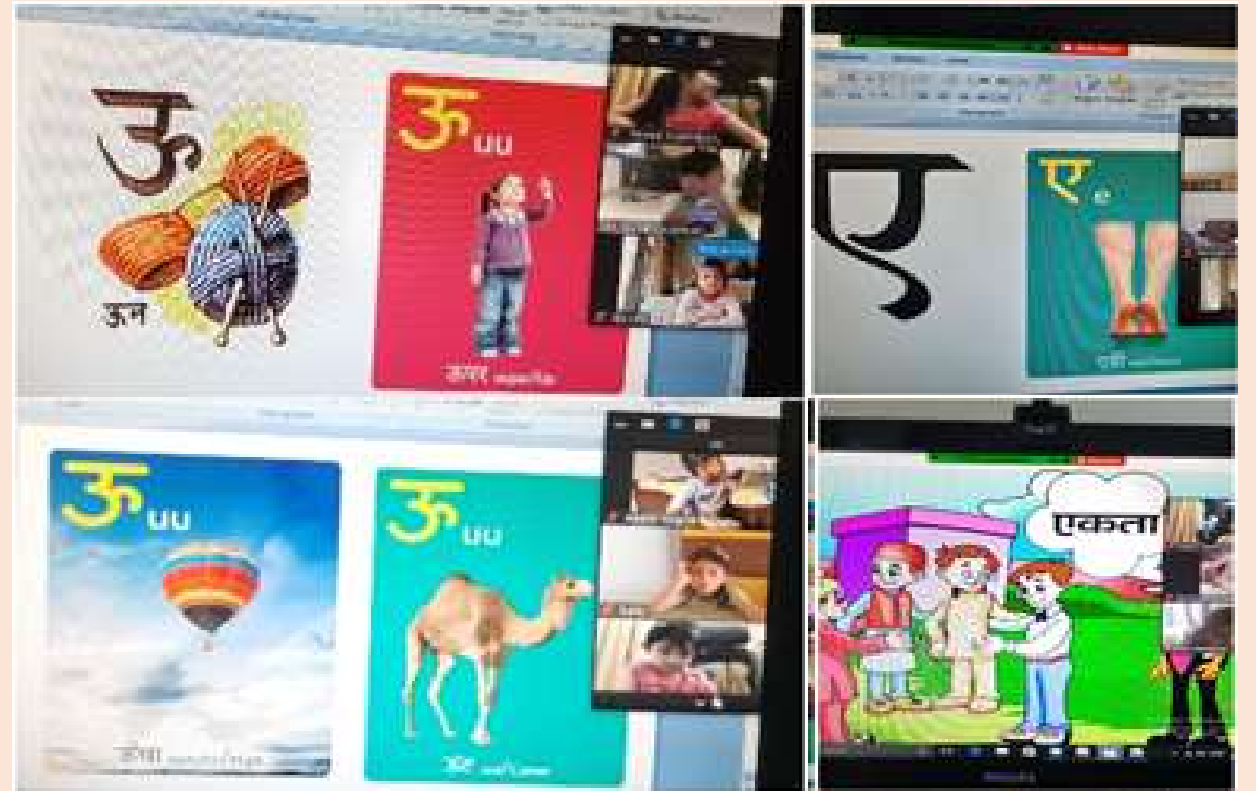
Maths - Sequence writing 0-40 and Practice of what comes before was done in notebook and workbook





Hindi - Revision of swar अ , आ, इ, ई, उ was done in class. Swar ऊ and ए were introduced with flashcards and pictures. Written work was also done in notebook and busy bee book.


Evs - Farm animals Cow and Pig were introduced in class.



GA - Discussion on 'summer time' and 'our neighbourhood' was done with a help of a audio visual activity.


Music - Children enjoyed learning the song 'lakdi ki kathi'.

Craft - Children enjoyed making craft related to farm animals





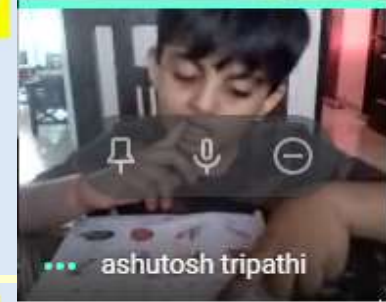
Students of class 1 had a discussion on the summer season, they were told about the types of food we eat and types of clothes we wear during this season. Later they were introduced with the poem of the month - "In Summer" during the class.





Children of class 1 were introduced with इ की मात्रा in their Hindi class. They all practiced reading the words based on Matra and also recited the poem of the month 'गर्मी और आम'.

इ की मात्रा



मई माह की कविता – गर्मी और आम

18/5/21

गर्मी आई
लाने आम-
घर से निकले
बुद्धुराम ।

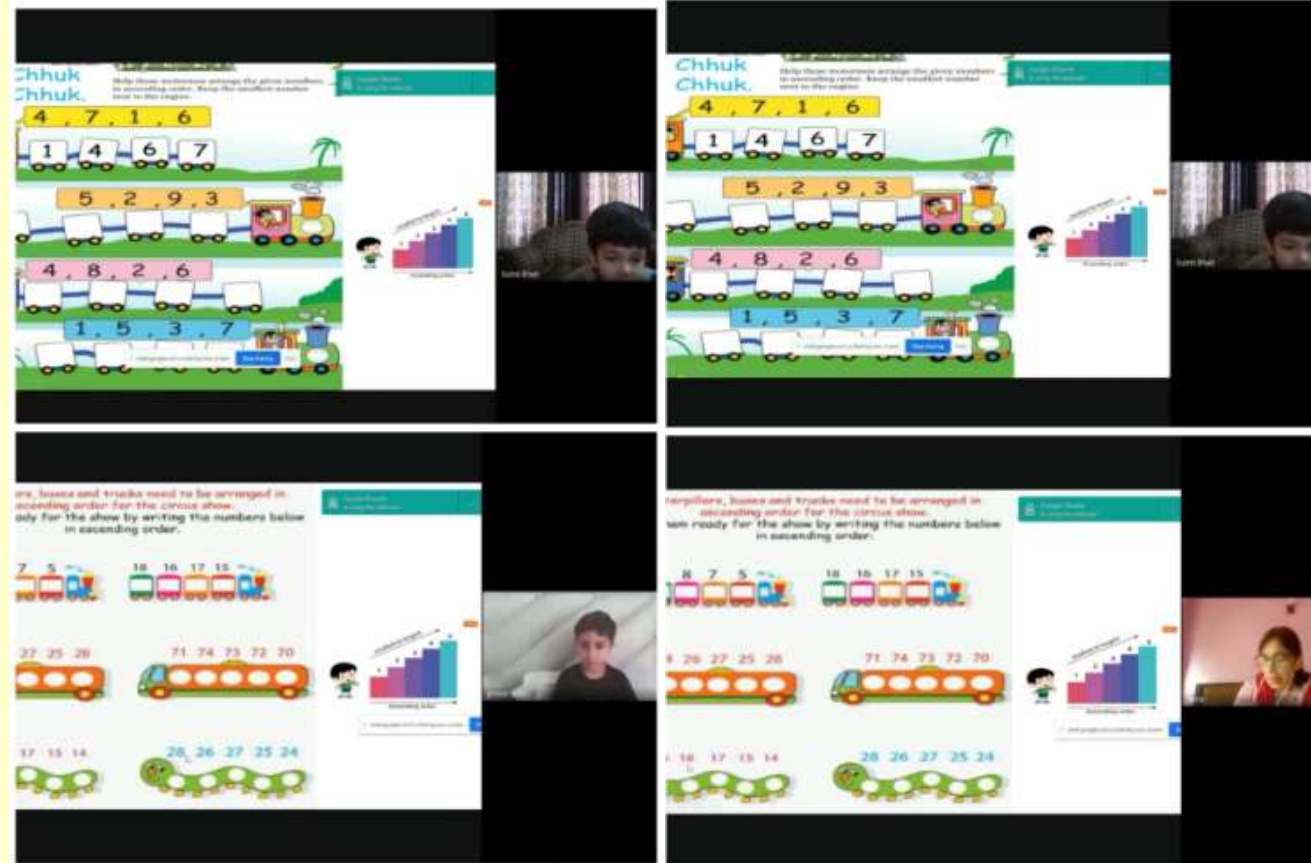
नहीं लिया हाथों में छाता,
गर्म हो गया उनका माथा,
दौड़े-दौड़े घर को आए,
पानी डाला खूब नहाए ।

फिर वो बोले
हे भगवान-
कैसे लाऊं
अब मैं आम ?





Children enjoyed learning ascending and descending order. It was really fun for the kids to arrange the numbers in the proper sequence. Children participated enthusiastically which showed their clear understanding on the topic taught in the class. They learnt to arrange the numbers from smallest to biggest and biggest to smallest.







ENVIRONMENTAL SCIENCE

Children enjoyed learning about 'My family' topic in EVS. They learnt the meaning and types of family like nuclear family and joint family. They were told about different relations we have in the family like Uncle, Aunt, Siblings, Cousins etc. We discussed everyone's role in the family. The values and ethics to be in a family are also discussed with the children. Children were participating in the discussion related to the topics which showed their interest in the subject.

Identify and write.

4.   

5. 


Hint – Grandfather, Joint family, Nuclear family, Siblings, Cousins.


Grand Parents

Parents of your mother and father



Which type of family is this?


1. 

2. 

Nuclear Family

It is a small family.
Nuclear family has mother, father and their children.
It does not include aunt, uncle, grandparents etc.

(Nuclear Family)





ENVIRONMENTAL SCIENCE

Families are the most important part of one's life. They love us, care for us and always stay together. Students of class-2 studied the importance of family and family members. They even learnt the relationships of different family members.

Chap-2, My Family(17th-21st May)

Families are of two types:-

a) Nuclear Family

b) Joint Family

Click to add speaker notes



Students of class 2 learnt foot steps for understanding the rhythm for dance. They also applied these footsteps on a short story enactment.



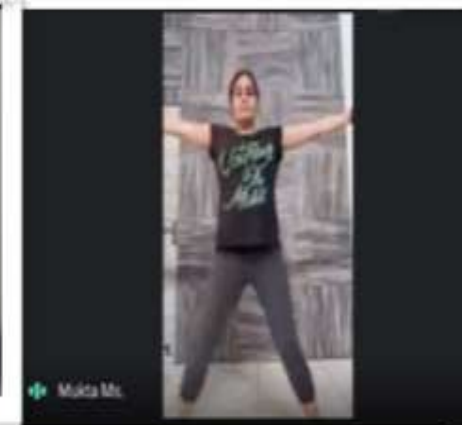
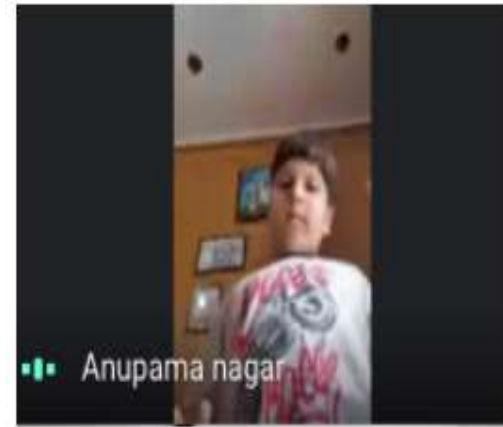


Students of classes 1 and 2 engaged in making paper bags and paper envelopes during their Art and craft class. They were made by cutting and folding methods and later decorated the same with stickers, colours, and different cut outs.





Students of class 1 learned a few stretching exercises during their physical education class. They practiced the same with their teacher. In online fitness, students of class - 1 did 'Fartlek training' that involves varying the intensity or speed of run/exercise to improve stamina and endurance. Children really enjoyed doing this workout.



instrumental



It's been widely studied and proven that learning a musical instrument improves memory. Students of class 1 learned 'Rain rain go away' and class 2 was given practice of scales and finger positions.

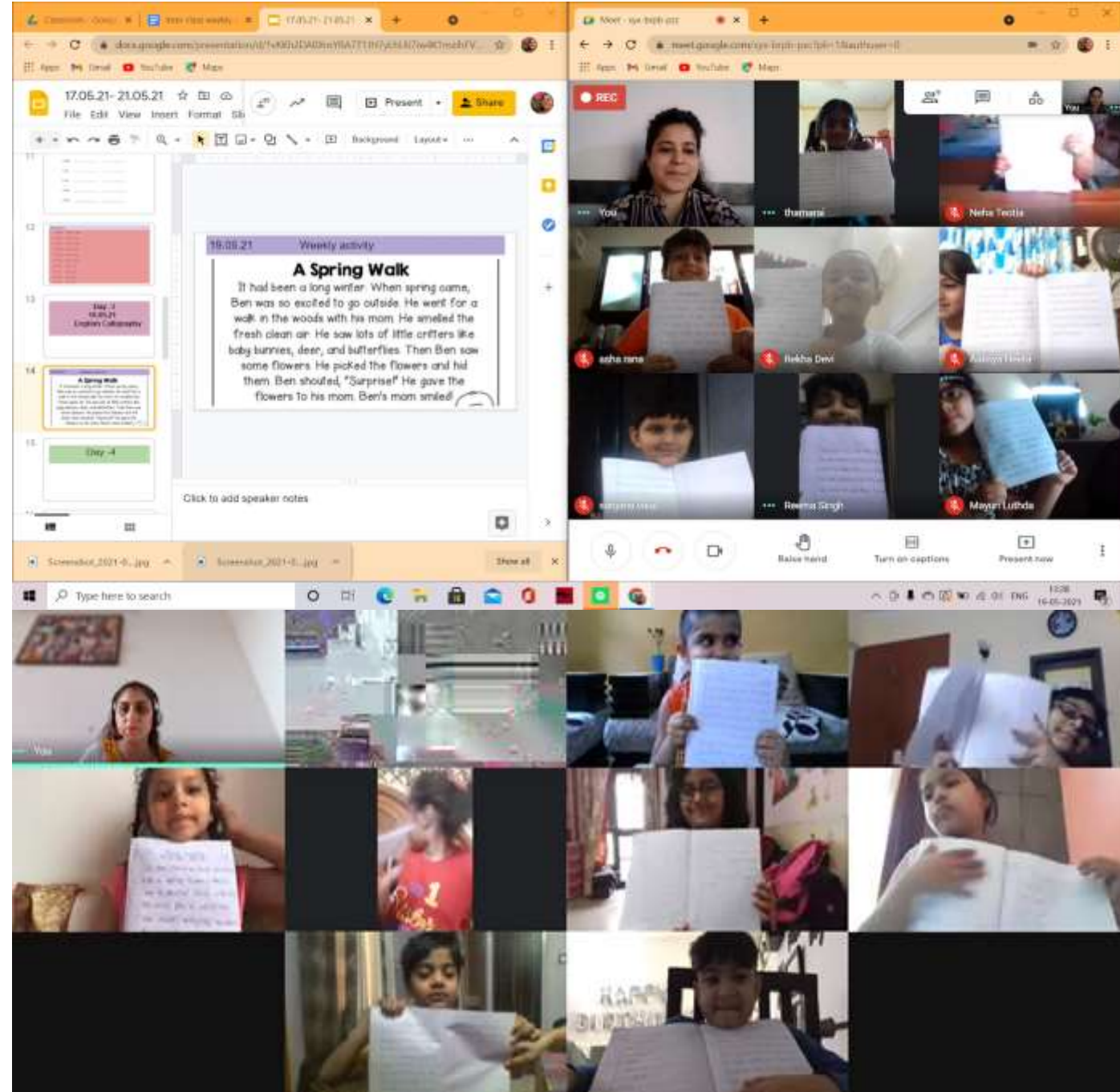


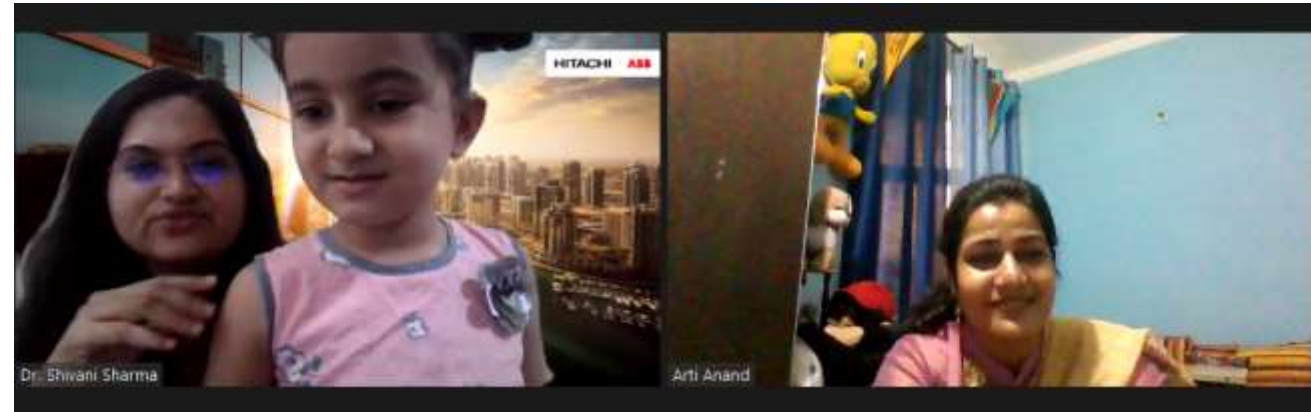
INTER

CLASS

ACTIVITY

Calligraphy helps develop fine motor skills and memory retention. Students of classes 1 & 2 had their English calligraphy on 19.05.21, as a part of their Inter class weekly activity. They were asked to read and write a paragraph presented by their respective teachers during the online class. Students with best work will be awarded with the Good Job certificates.





Parent-teacher meeting works as a connecting link between parents and teachers. Classes 2-A,2-B,2-D and 1-C had their Online Parent Teacher Meeting on Saturday, 15th May 2021.

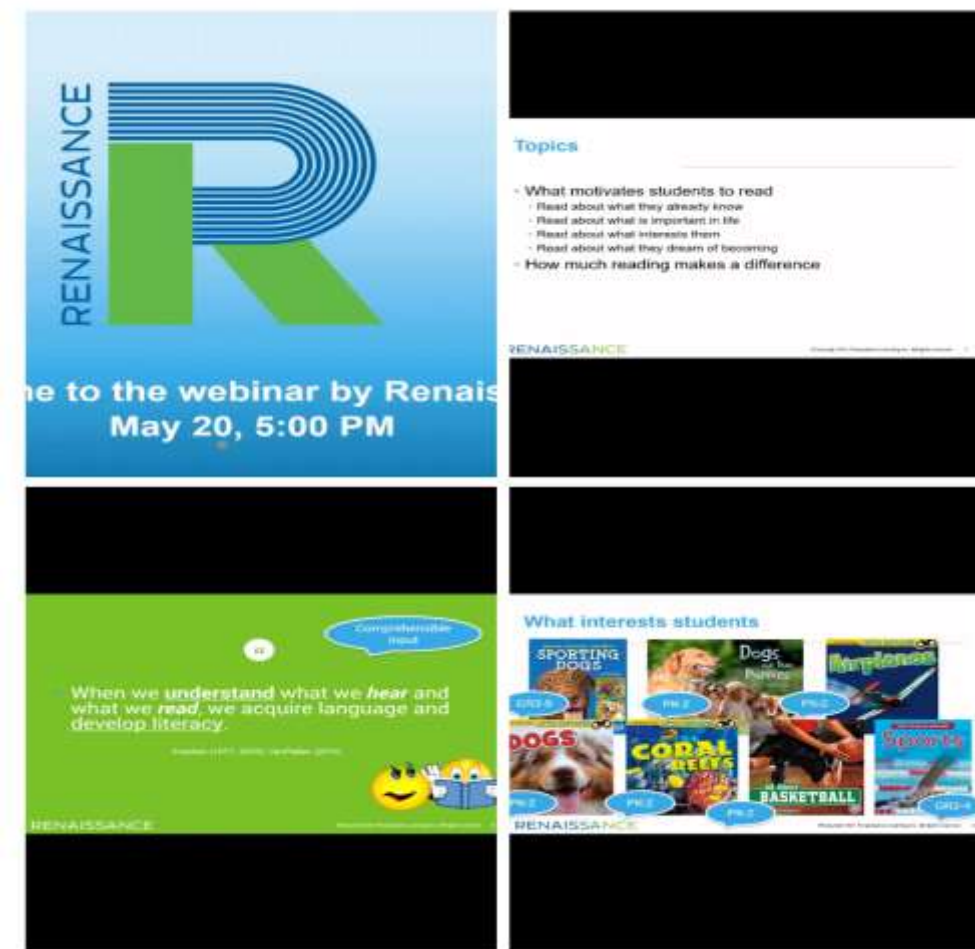
Class Teacher's Period

During the class teacher's period, students of classes 1 & 2 were informed about the 'Celestial bodies' through powerpoint presentations and a video. Few facts about these heavenly bodies were discussed and then students were asked questions on the information given.

The image is a collage of four screenshots from a digital learning session. The top-left screenshot shows a Google Slides presentation titled 'celestial bodies'. The current slide is titled 'Think and answer' and contains a list of five questions: 'Which star is the nearest star from the earth?', 'Name the only planet which has life on it.', 'The moon is a planet or satellite?', 'Why sun feels hot and bright, but not other stars?', and 'Do the planets have their own light or not?'. The top-right screenshot shows a Google Meet video call with a grid of participants, including a teacher and several students. The bottom-left screenshot shows a YouTube video titled 'THE SKY AND THE HEAVENLY BODIES' with a green header. The video content includes a large image of the sun and text boxes stating 'Sun is bigger' and 'Sun looks very smoo'. The bottom-right screenshot shows another Google Meet video call with a grid of participants, including a teacher and several students. A notification in the bottom right corner of this screenshot says 'Screenshot saved: The screenshot was added to your OneDrive'.

Webinar- Best Reading Practices

Learning to read is about listening and understanding. Thus, to help children build their own vocabulary, improve their understanding and to inculcate reading habit, a webinar on ‘Best Reading Practices during Summer Vacations with Soumili Sen’ was conducted on 20th May, 2021. Ms Rashmi Chugh attended this online workshop organised by Renaissance, where Ms Carol Johnson spoke on the innovative pedagogies that can keep students engaged during the holidays and various ways to ensure seamless development of reading skills and assessment.



Webinar on Role of Drama and Theatre in Education

Ms. Divya Kapoor, Ms. Rashmi Chugh, Ms. Bhawna, Ms. Neelam, Ms. Meha and Ms. Shruti attended a webinar based on Role of Drama and Theatre in Education, which was organised as part of their teacher training programme by Ms. Deepa Dogra. The webinar focussed how Drama and theatre both are pivotal outlets for self-expression and how Drama can be used as a tool to involve students intellectually, physically, socially and emotionally.

WHERE DO WE BEGIN

FROM THE VERY BEGINNING :

- CLEAR GOALS OF LEARNING
- BROAD AND SUBJECTIVE CURRICULUM FRAMEWORK (WITHOUT SILOS)
- PLAY IS NOT JUST THE PLAY. IT IS GUIDED AND CREATIVELY STRUCTURED
- SET CLEAR EXPECTATIONS FOR BEHAVIOUR AND ATTITUDE

BRUNER'S THEORY - KEY POINTS

- Development involves mastery of increasingly more complex modes of thinking from creative to scientific
- As skills learned they become automatic and become areas that can be combined to build up a new set of skilled behaviours
- Learning not a gradual process - more like a staircase - sharp steps up - can't descend rather than age that slows down or accelerates learning

Quote Bruner

- Goal of education is to make learner "as autonomous and self-propelled a learner" as possible
- Education occurs via cultural integration
 - Contrast with ideas of
 - Transmission of knowledge
 - "Culture-free" knowledge

Folk psychology

- Focus on original and being rising
- "Cultural transfer" is appropriate cognitive transfer
- "Golden mean" in student motivation

NEP : COMI

Communication, Creative Thinking, Critical Thinking, Educational O/T/E

- develop imagination/creativity
- foster critical thinking/problem-solving skills
- exploring and evaluating ideas
- discovering positive ways of dealing with conflict
- expressing feelings and interpreting the feelings of others
- enhancing communication skills
- improving literacy skills



THE LANGUAGE OF DRAMA : ENVIRONMENT FOR LIFE

FOCUS OF literacy with the four largest categories of growth – the Languages of Commitment, Collaboration, Character, and Critique

COLLABORATION:

- ENSEMBLE SPIRIT OF ACTING WITH TEAM
- ACCEPTING STUDENTS AS PARTNER
- RESEARCH AND OVERLAPPING DIALOGUES (SUPPORTING ONE ANOTHER TO FINISH THE SENTENCE)

CHARACTER:

- SEEING THE CHARACTER POINT OF VIEW (emotional shifts or character analysis beyond the lines)
- ACTING BEYOND THE PARTS WITH ACTION (eye gaze, gesture)
- VOCAL AND PHYSICAL EXPRESSION (voice, face, and posture)
- ASKING APPROPRIATE QUESTIONS IN HOT SEATING
- COMPARING CHARACTERS AND STORY ELEMENTS

COMMITMENT:

- ENGAGEMENT (willingness to participate in the activities, to listen, attend, & give positive comments)
- VOLUNTEERING AND CHANGING THE STEREOTYPES (GENDER EQUALITY)

CRITIQUE:

- HYPOTHEZING (If... then... I would) You could... Language that shifts you into what might or could happen)
- MENTAL STATE VERBS (words that show what the child is thinking or feeling)
- LOOKING FOR IMPROVEMENT (acknowledging happened and making positive change)
- AUDIENCE AWARENESS (understanding the play from the audience's point of view)

HOW TO USE DRAMA IN CLASS COGNITIVE-EMPOWERED WITH STRATEGIES TEACHING DISCRETE SKILLS, DISCUSSION AROUND THE TEXT, CRITIQUE THE TEXT FOR IMPLIED MEANING (COMPREHENSION)


8 Key Comprehension Strategies

Make Connections Connect what you read to what you already know.	Infer Use your own thinking and clues from the book to understand what you read.	Create Images Create images in your mind as you read.	Ask Questions Ask questions to help you understand.
Determine Importance Think about the most important idea.	Synthesize Bring ideas together to make a new idea.	Monitor Understanding Check to make sure you are understanding what you read.	Use Fix-Up Strategies Use strategies when you get stuck on a word.



ART CLASS

Students of class 3 learnt to make beautiful stick figures and they tried to depict scenery using it.





Students of class 3 were introduced to new words and poem of the month. They completed chapter -3 “Apna Haath Jagannath” and also did question/answer in notebooks.

III 2021

शब्दार्थ

हामी भरना—हाँ करना; व्यस्त—काम में लगे रहना;
 ज्ञान लेना—समझ में आना; चिंता—फिक्र;
 समाज—संजोड़; स्वयं—अपने आप।

FOLLOW THE INSTRUCTIONS! CHILDREN

2. उचित विकल्प पर सही (✓) का चिह्न लगाएँ—

क. मादा चिड़िया कौन रहती थी?

(i) घान के छेत में (ii) बने के छेत में (iii) घने के छेत में

ख. किसान के साथ छेत पर कौन आया?

(i) किसान की पत्नी (ii) किसान का बेटा (iii) किसान का भाई

ग. किसान ने फसल कटवाने के लिए किसे बुलवाने को कहा?

(i) मजदूर को (ii) जमींदार को (iii) किसी को नहीं

मई माह
 कविता - सूरज पापा टमक रहे

देखो-देखो! आसमान में,
 सूरज पापा टमक रहे हैं।
 चमकीले से कपड़ों में देखो,
 कितने वो टमक रहे हैं।

धरती को देने उजियारा,
 साते वो रोज सवेरा।
 करने जगमग धरती को,
 दिनभर देते हैं वो पहरा।

कितनी उनकी है शान निराली,
 छाड़ें है माये पर उनके लाली,
 उनके जाने से जाए हरियाली,
 उनसे ही छाप धरती पर खुशहली।

III 2021

अपना हाथ जगन्नाथ

घान के छेत में मादा चिड़िया अपने दो नन्हे बच्चों के साथ रह रही थी।
 सवेरे-सवेरे भोजन की तलाश में उसे दूर तक जाना पड़ता था। जल्द से जल्द नन्हे बच्चों को सम्भालकर आती, “कहीं खाकर मत जाना, पौलसे में ही रहना। कोई बच्चा भी तो उसकी भाँति घान से सुकना, क्योंकि फसल काटने का समय आ चुका है। इसे खाने की वह स्थान ढोहना होगा।”

एक दिन मादा चिड़िया के बच्चे के कुछ दिन बाद ही किसान ने उसका बेटा छेत पर पहुँचा था। फसल को लालसासे देख किसान बोला, “फसल की काटाई का समय आ गया है। अब मीठकाली ओ पट्टेसिंघी को कटाई के लिए बुलवा दो।”

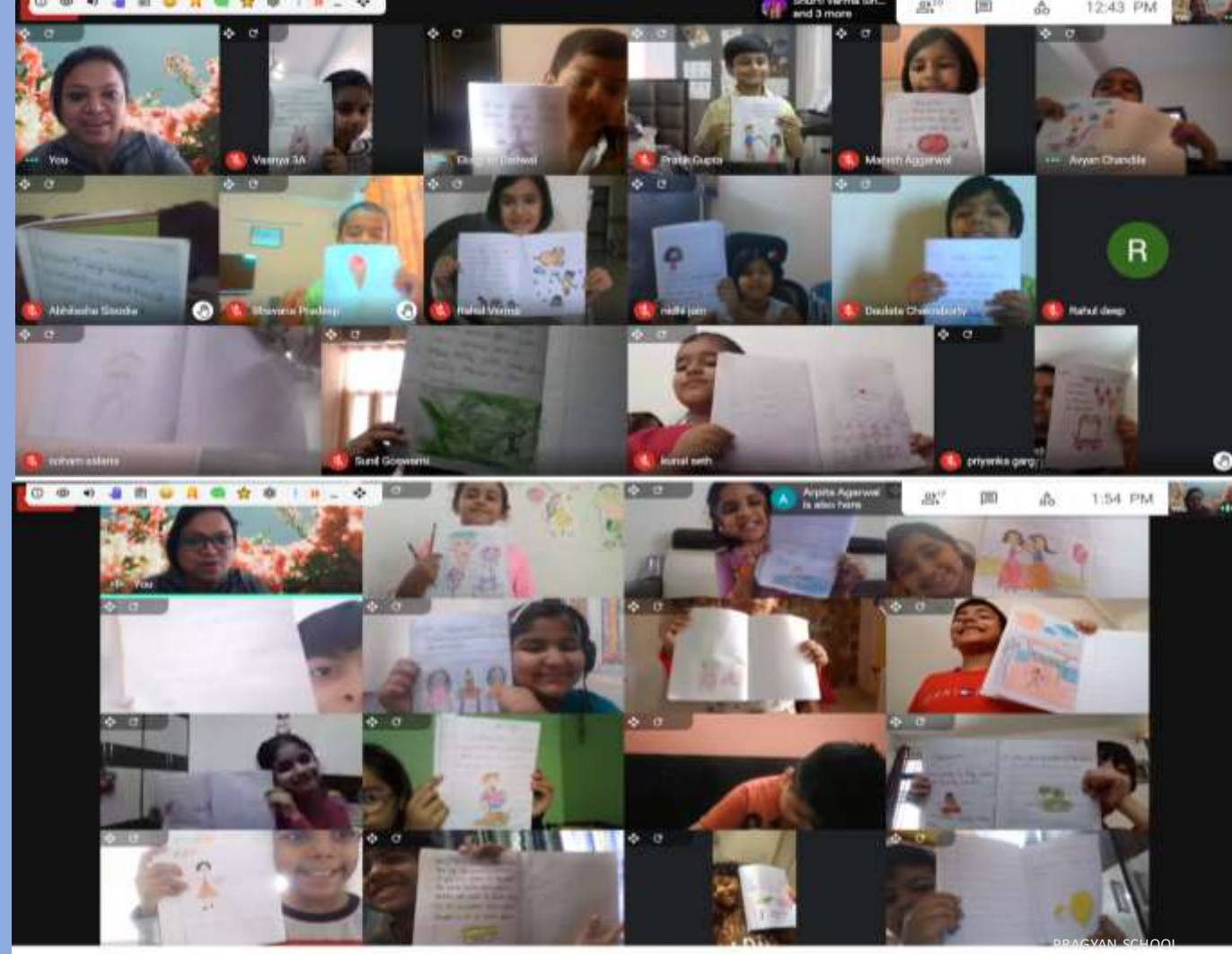

मादा चिड़िया के पुराना भोजन लेकर वापस आने पर उसके बच्चों ने सारी बातें उसे बता दीं। चिड़िया ने बच्चों को भोजन तलाशने की कहा, “अबो बरने की कोई बात नहीं है, हमें कुछ नहीं होगा।”

FOLLOW THE INSTRUCTIONS! CHILDREN


III 2021

FOLLOW THE INSTRUCTIONS! CHILDREN

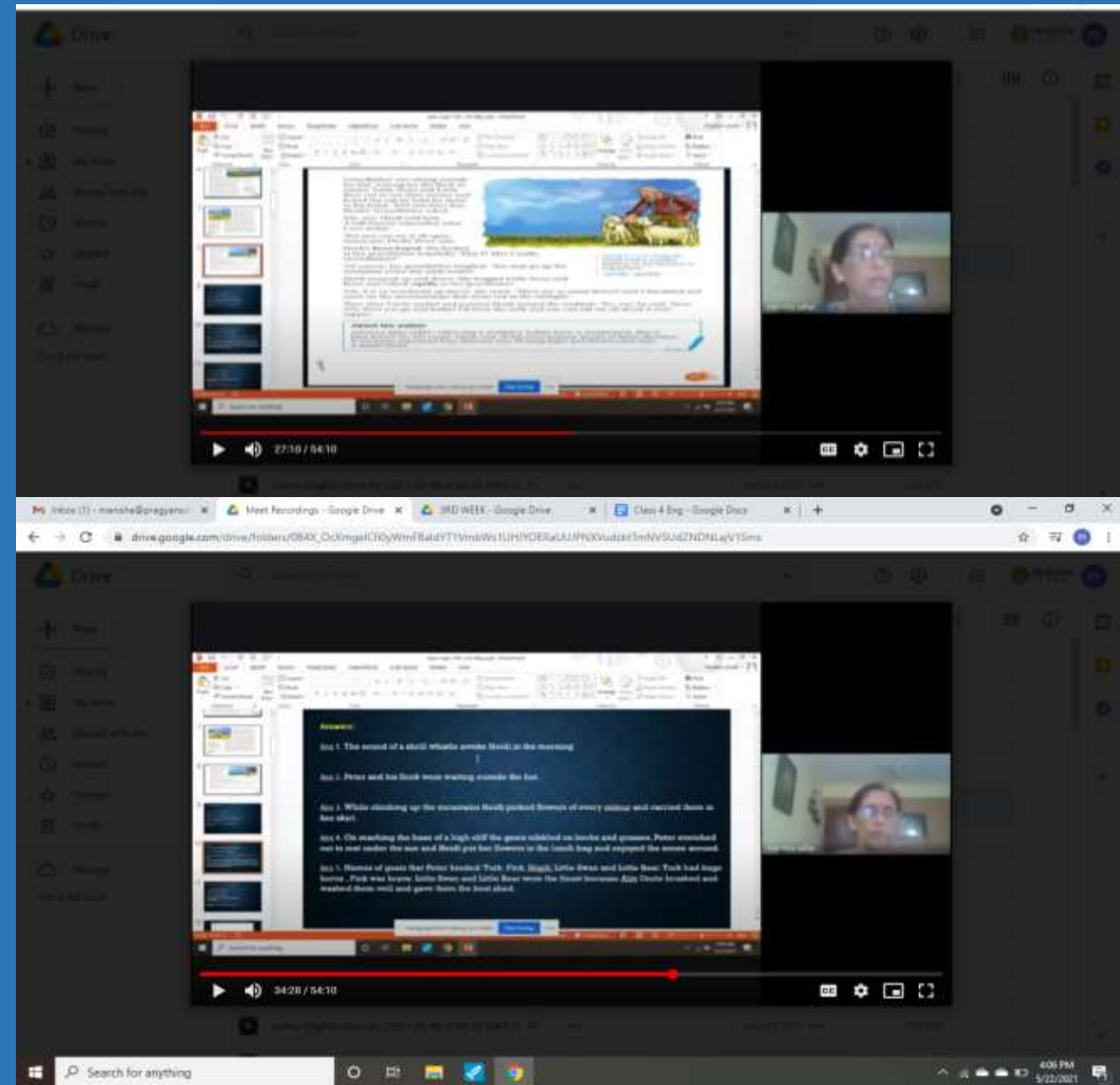
मई माह - 2021 कौन कब अपना हाथ जगन्नाथ	1	2	3	4	5	6	7	8	9	10	11
	घान	बच्चे	घोसने	कटाई	चिड़िया	व्यस्त	बच्चों	समझकर	किसान	स्वार्थ	पेरित
	13	13	14	14	16	17	18	19	20	21	22
		शिवा	तहलहाने	पड़ोसी	सुंदर	भोजन	कीर्ति	छटाने	याबा	धरती	गाई



Students of class 3 were introduced to the poem of the month 'My Doggy ate my Essay' in their online English periods. They were introduced to the lesson 'The Frog' and wrote the related questions and answers too. The grammatical concepts of Singular Plural were done through some ppts, videos and written exercises. They even did an interesting activity of writing a Tongue Twister on their own. The reader 'Gulliver stories' was done in the class too.



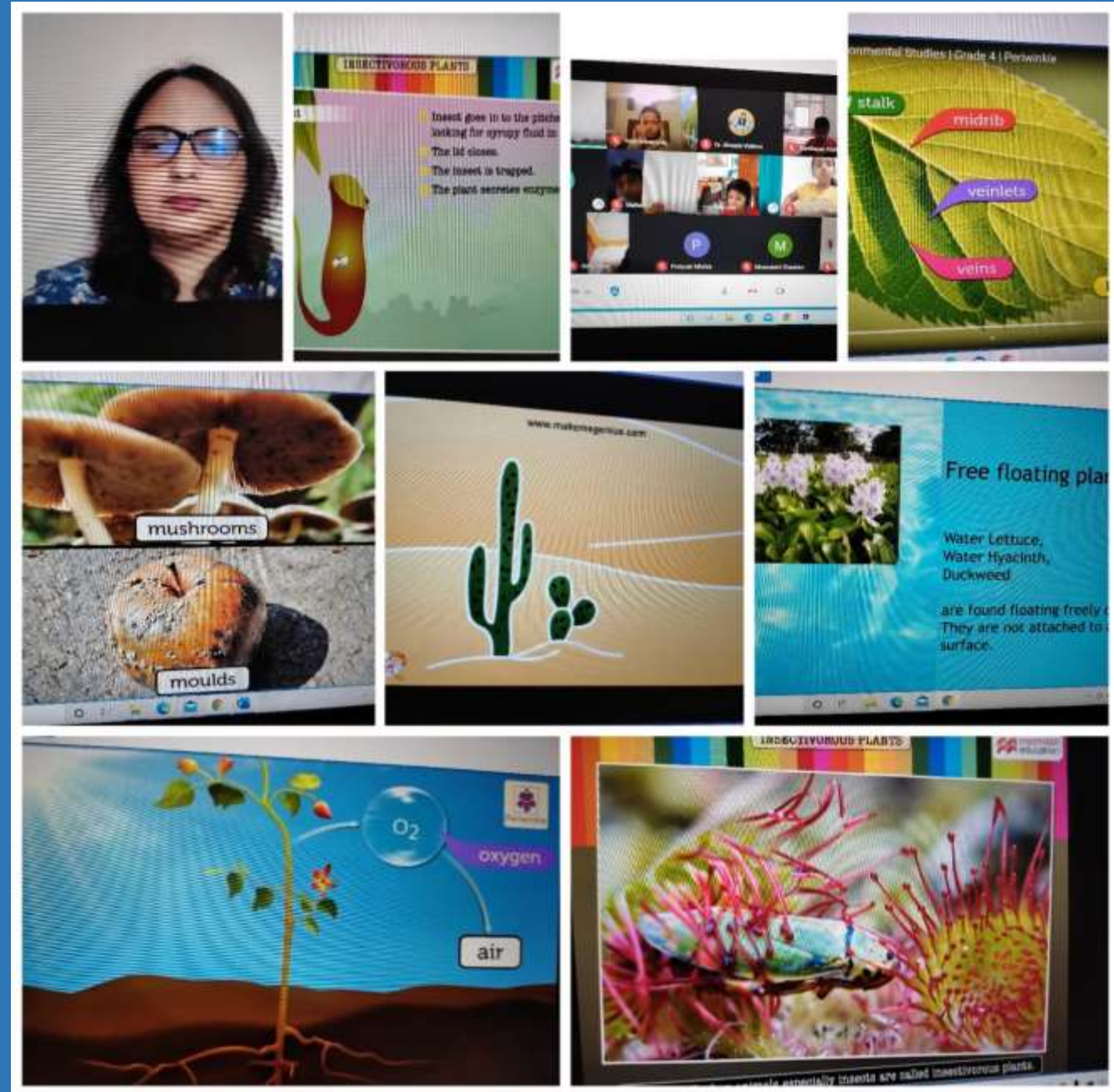
Students of class 4 were introduced to the new lesson 'Heidi'. The chapter was read and explained by the teacher. Individual reading by the students was also done. New words too were introduced wherein meanings were explained and students learnt their spellings. Kinds of sentences were introduced through related PPT and videos. Related written task was also done.





ENVIRONMENTAL SCIENCE

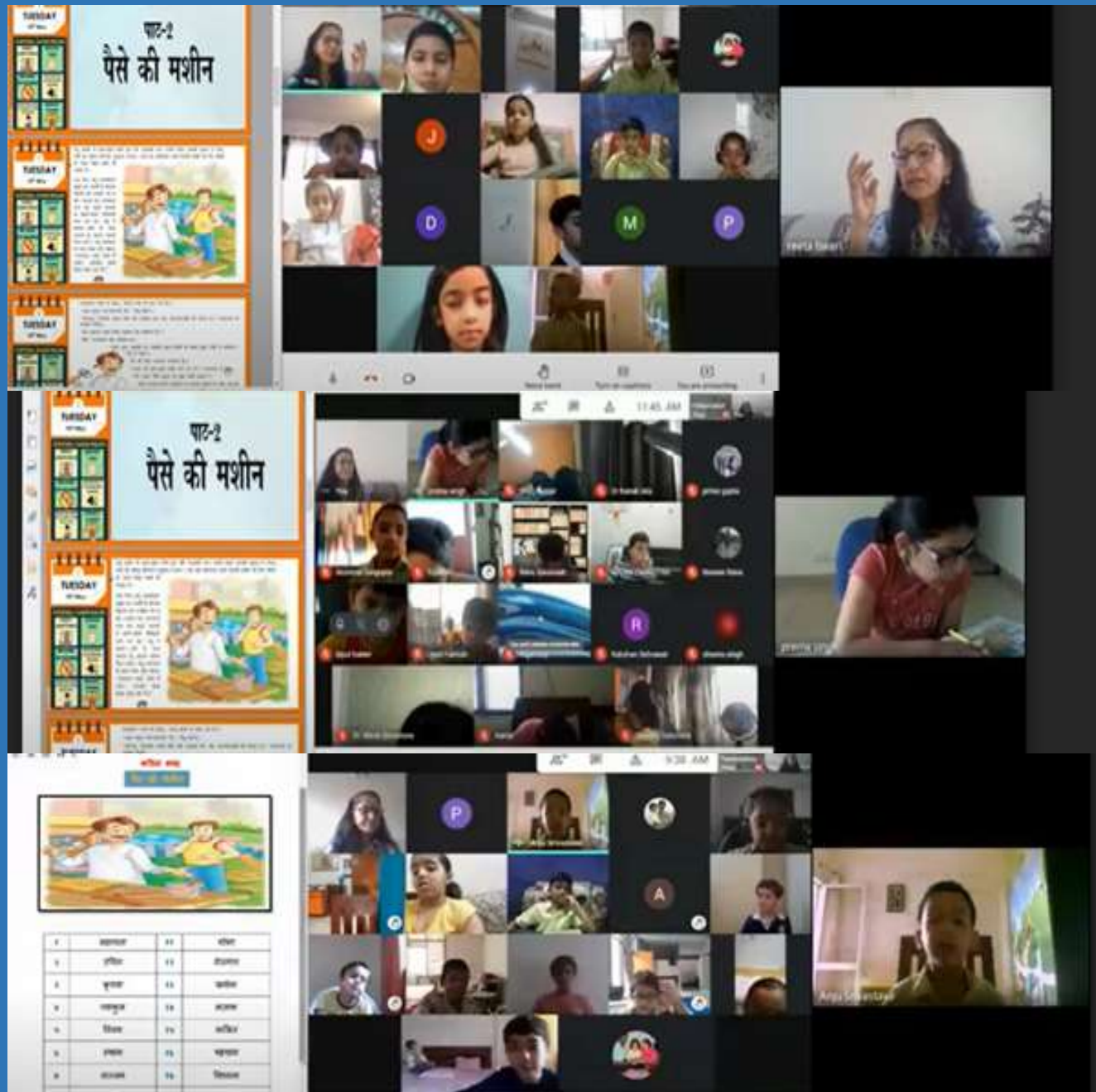
Students of class 4 studied about the plants and kinds of plants in their online EVS class. They learnt about the adaptive features of terrestrial, desert, insectivorous and aquatic plants with their examples. The children enjoyed watching the videos and ppt. related to the topics taught to them.





हिन्दी

Students of class 5 studied lesson 2, 'Paise ki machine'. They did word meanings, question answers, fill in the blanks, make sentences and paragraph writing. They also studied May month's poem, new words and revised words via dictation.





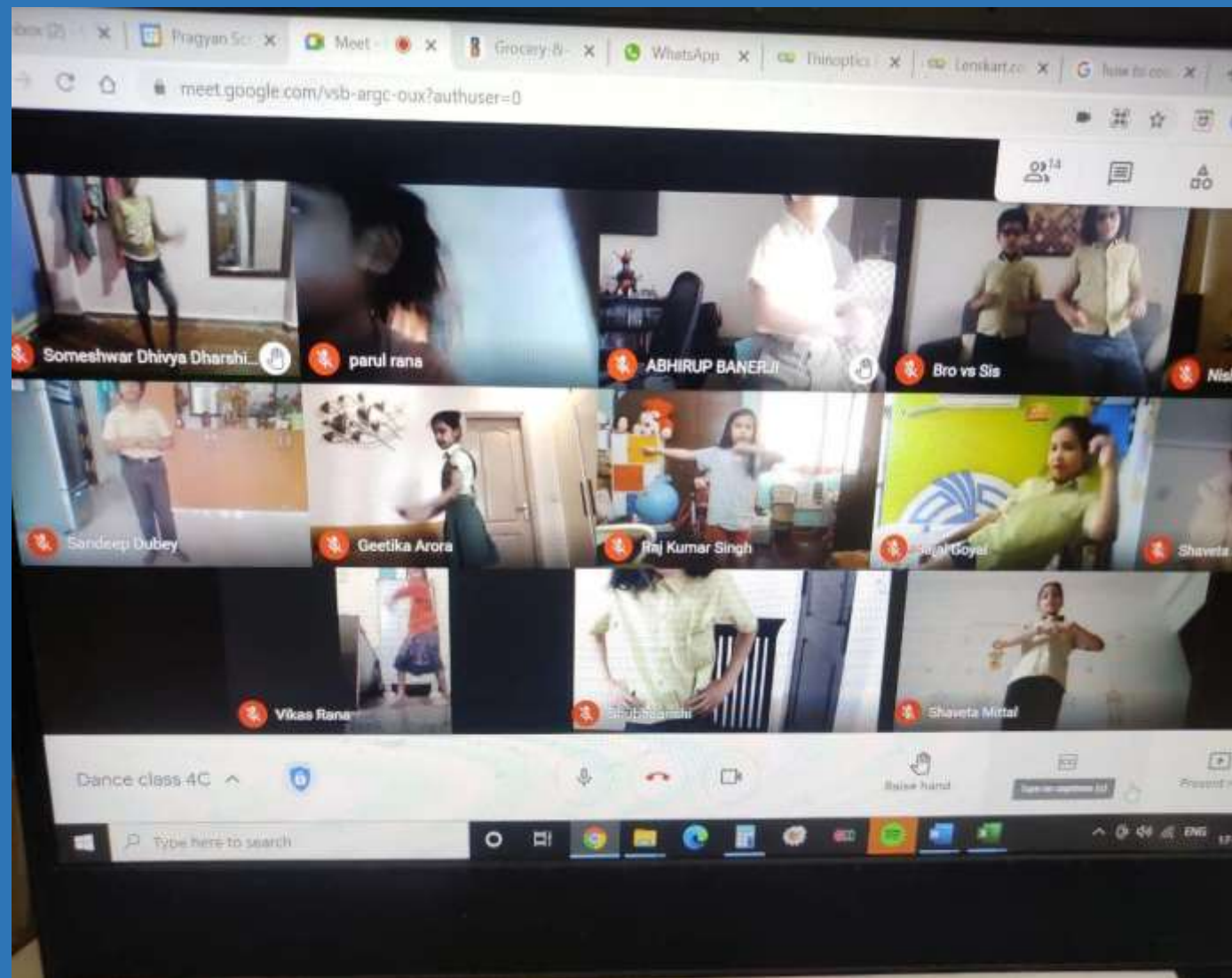
Grade 4 ART CLASS

Students of class 4 learnt one of the famous folk art of India, madhubani painting. They created lovely coasters with this artwork.





Students of class 4 learnt foot steps with simple dance movements and then enacted on a small story with these steps to understand the rhythm and emotions. They also added their own dance steps in the enactment.





English

Students of class 5 were introduced to the lesson, 'The Four Puppets' from their course book. After reading and explanation, they wrote the difficult words and questions - answers. They did worksheets based on Genders and a creative writing on the topic 'Visit to a sea beach' in their Engaging English Workbook. They were also introduced to the new words and poem of the month, 'The Crocodile.'

19.05.21 The Four Puppets
DIFFICULT WORDS

fortune	mystic	landslide
honourable	sorcerer	huddled
virtue	growing	headdress
hermit	amazement	pagoda
ogre	gaping	humble



1:38 / 38:56

The Four Puppets

1. Read the story and answer the questions.

2. Write a paragraph about the story.

3. Draw a picture of the puppets.

4. Write a poem about the puppets.

5. Write a story about the puppets.

6. Write a play about the puppets.

7. Write a song about the puppets.

8. Write a dance about the puppets.

9. Write a puppet show about the puppets.

10. Write a book about the puppets.



The Crocodile

1. Read the poem and answer the questions.

2. Write a paragraph about the poem.

3. Draw a picture of a crocodile.

4. Write a poem about a crocodile.

5. Write a story about a crocodile.

6. Write a play about a crocodile.

7. Write a song about a crocodile.

8. Write a dance about a crocodile.

9. Write a puppet show about a crocodile.

10. Write a book about a crocodile.



34:10 / 40:37



ENVIRONMENTAL SCIENCE

The students were introduced to the wonderful and exciting Animal world with the introduction of L-17: Animals. The classification of the Animal world on the basis of Food habits, Habitat, Body temperature, Presence or absence of backbone and Hours of Activity was discussed in detail with a range of examples. Videos related to the concepts were shown to strengthen the concepts. This was supplemented with oral recapitulation and written work of objective and subjective answers.



- Home
- Monday
- Tuesday
- Wednesday
- Thursday
- Friday
- Useful Links
- Archive
- Notes

L-17: Animals

Introduction:

Classification of the Animal Kingdom:

The animal kingdom can be classified on the basis of:

- Food habits
- Habitat
- Body temperature
- Hours of activity
- Presence or absence of a backbone



- Home
- Monday
- Tuesday
- Wednesday
- Thursday
- Friday
- Useful Links
- Archive

L-17: Animals

Classification According to Body Temperature:

- Cold-blooded animals change their body temperature according to the temperature of the outside environment. They cannot regulate their own body temperatures.
- Frogs, fish and crocodiles are examples of cold-blooded animals.
- Warm-blooded animals have a constant body temperature that does not vary with the environment.
- All mammals, such as lions, tigers and elephants, are warm-blooded animals.





Grade 5 ART CLASS



Students of class 5 enjoyed learning Aborginal art, a famous art form of Australia.

EVENING ART CLASS

Students learnt monochrome watercolor technique in evening art class.



CLASS TEACHER'S PERIOD

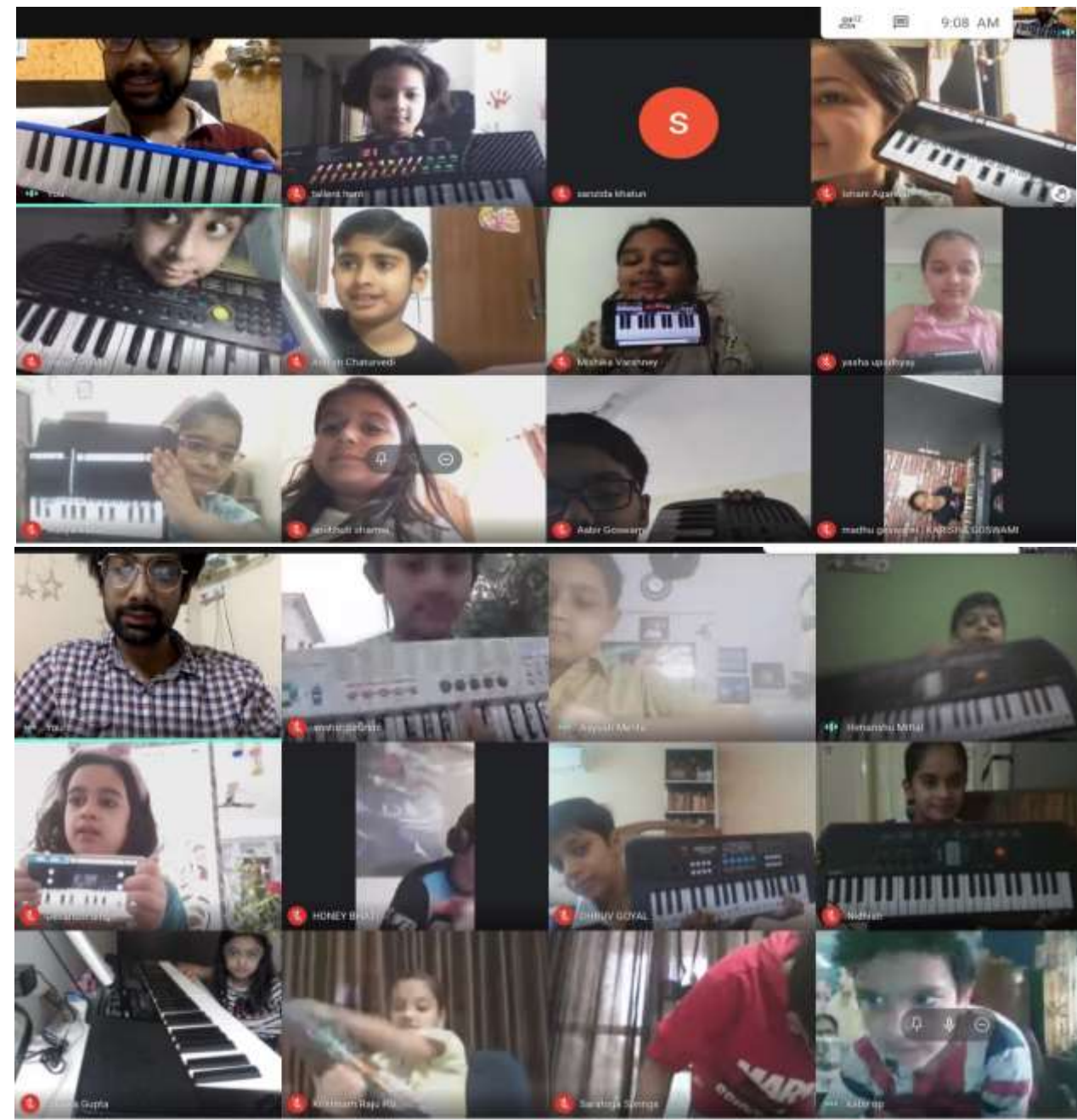
Students of classes 3-5 had a theme-based Class Teacher's Period from Monday to Friday. The theme for Monday's Circle Time was World Telecommunication Day. The students were briefed about how the telecommunication method is bridging the world-wide gap and uplifting rural life. On Tuesday, the topic for Circle Time was Punctuality. The importance of being punctual and understanding the priorities of life was discussed through slides and animated video. The students shared instances of the problems they faced when they were not punctual. The topic for the Moral Value session on Thursday was Gratitude. It was shared in the class that how one can be grateful for the small acts of kindness, take a pause and express their gratitude instead of taking things for granted. The week concluded by invoking an awareness amongst the students about the National Endangered Species Day which is celebrated on 21st May. The reasons for the endangerment were discussed, why we need to conserve them and the role of the community towards the conservation. The top 10 most endangered species in India were shared with the students too.



instrumental



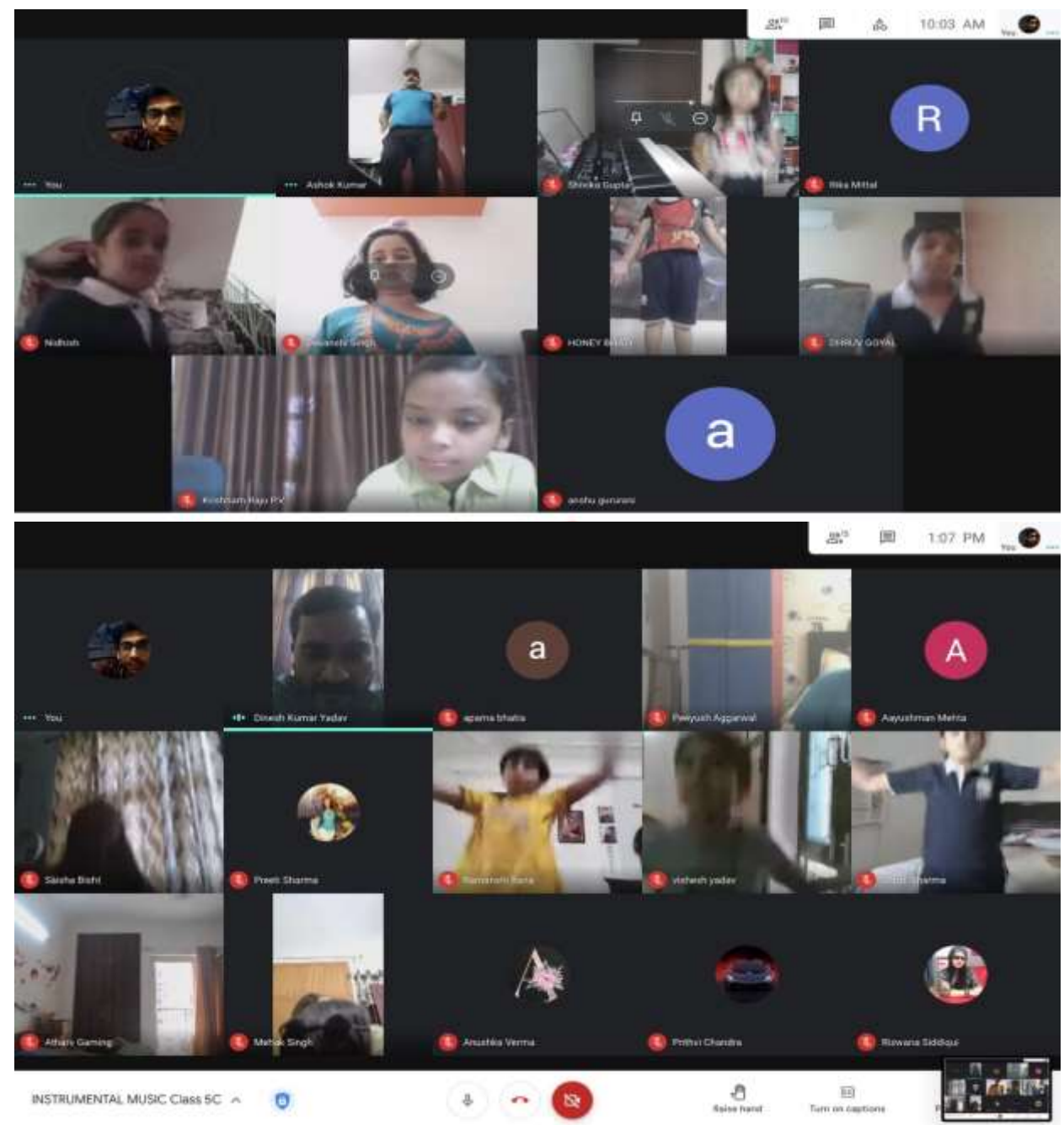
Students of classes 3 to 5 enjoyed practicing scales and rhythm Pattern's during their instrumental class. They also practiced a song.



PHYSICAL FITNESS

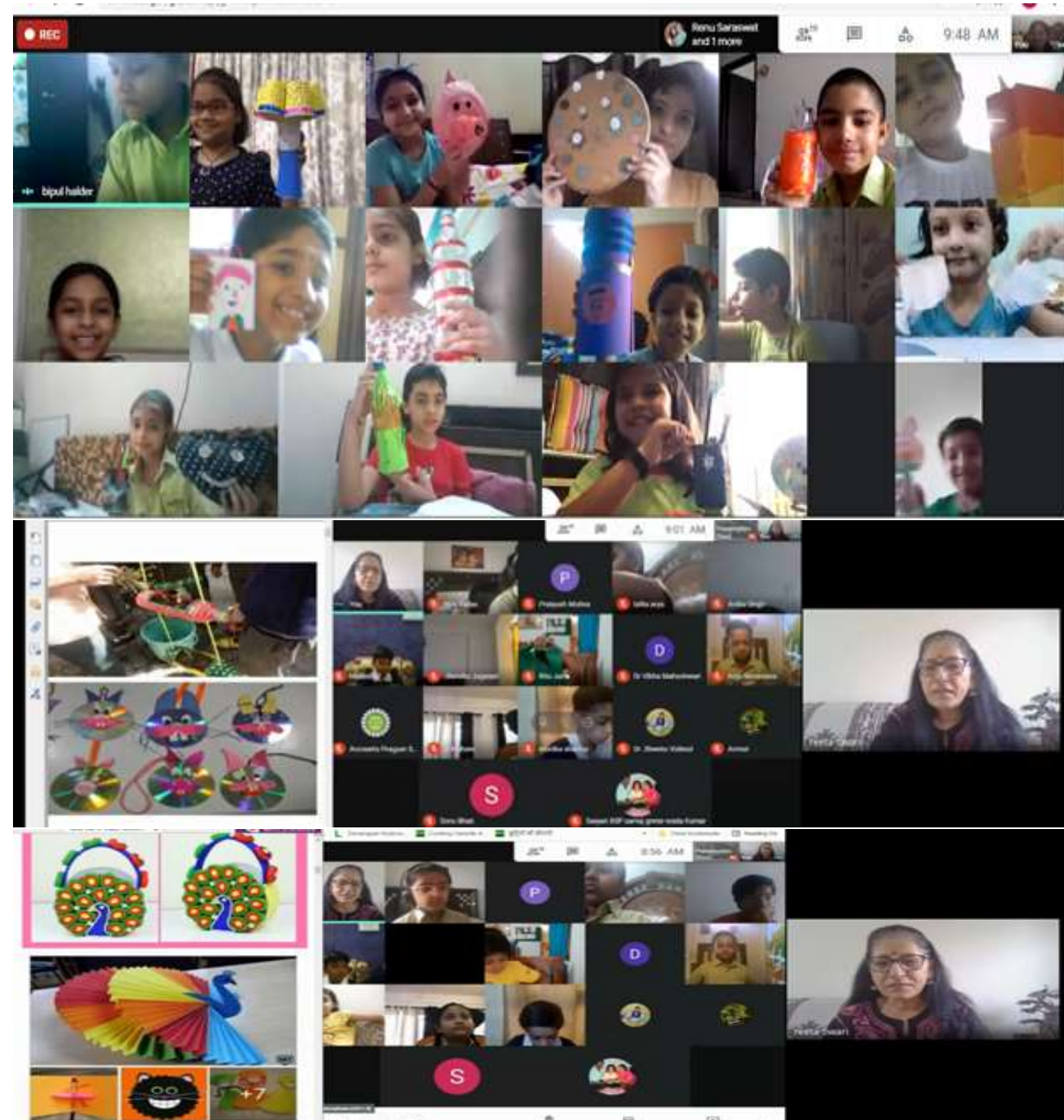
CLASS 3 - 5

Students of classes III to V learnt to develop endurance through interval training method by doing different exercises like on the spot jogging and running, forward and backward running, sideways running, high knee action, butt kick, jumping exercises and head to toe stretching. They also did Kapalbhathi, Bhastrika Pranayama, Anulom Vilom and Bhramari Pranayama.



BEST OUT OF WASTE


Students of classes 3-5 had had their inter class weekly activity, Best Out of Waste on Wednesday, 19th April. Using available waste resources from home, students unleashed their creativity and created beautiful items such as wall hangings, multipurpose box, bangle stand, planters, pencil stand, table lamp etc. It was an enjoyable experience for the students and indeed a delight for all as how the children recreated amazing items out of waste material.



CBSE TRAINING

Ms Neelu and Ms. Swati attended a webinar session organised by CBSE training headquarters on the topic 'Gamification in Learning' on 16th May 2021. This webinar was facilitated by Ms. Pratibha Kohli. She explained how gamification helps in making learning more effective and fun filled. She emphasized on using different tools like kahoot, flipgrid etc to make classroom teaching more interesting.

Serial No: CBSE/OS/2020/Q/835
क्रमांक: _____ Date of issue: 18/05/2021
जारी करने की तिथि: _____

 **केन्द्रीय माध्यमिक शिक्षा बोर्ड**
CENTRAL BOARD OF SECONDARY EDUCATION


ऑनलाइन सत्र में सहभागिता का ई-प्रमाण पत्र
e-Certificate of Participation in Online Session


प्रमाणित किया जाता है कि डॉ. सुश्री/ श्रीमती/श्री
This is to certify that Dr./Ms./Mrs./Mr. Swati

विद्यालय
School PRAGYAN SCHOOL SEC-GAMMA GR NOIDA G B NAGAR UP ने निम्न विवरणानुसार ऑनलाइन सत्र में भाग लिया:
has attended Online Session with following details:


दिनांक	समय
Date : 16/05/2021	Time: 11:00-12:00
शीर्षक	
Topic: Gamification in Learning	

यह ऑनलाइन सत्र के.मा.शि.बो. मुख्यालय द्वारा आयोजित किया गया।
This Online session was organized by CBSE Training Headquarters.


संयुक्त सचिव (प्रशिक्षण), के.मा.शि.बो.
Joint Secretary (Training), CBSE


निदेशक (वैशाल शिक्षा एवं प्रशिक्षण), के.मा.शि.बो.
Director (Skill Education & Training), CBSE

Serial No: CBSE/OS/2020/Q/835
क्रमांक: _____ Date of issue: 18/05/2021
जारी करने की तिथि: _____

 **केन्द्रीय माध्यमिक शिक्षा बोर्ड**
CENTRAL BOARD OF SECONDARY EDUCATION

ऑनलाइन सत्र में सहभागिता का ई-प्रमाण पत्र
e-Certificate of Participation in Online Session

प्रमाणित किया जाता है कि डॉ. सुश्री/ श्रीमती/श्री
This is to certify that Dr./Ms./Mrs./Mr. Neelu

विद्यालय
School PRAGYAN SCHOOL SEC-GAMMA GR NOIDA G B NAGAR UP ने निम्न विवरणानुसार ऑनलाइन सत्र में भाग लिया:
has attended Online Session with following details:


दिनांक	समय
Date : 16/05/2021	Time: 11:00-12:00
शीर्षक	
Topic: Gamification in Learning	

यह ऑनलाइन सत्र के.मा.शि.बो. मुख्यालय द्वारा आयोजित किया गया।

COE TRAINING

Ms Rajni Krishna attended a webinar session organised by COE (Central Of Excellence) Dehradun on the topic 'Bloom's Taxonomy and Its Applications' on 12 May 2021. This webinar was facilitated by Mr. Aunpam Jagga. He spoke about the importance of using Bloom's Taxonomy in teaching different subjects and compared it to the idea of 3 H given by Gandhi ji i.e. Head (Cognitive domain), Heart (Affective domain) and Hand (Psychomotor domain).

Serial No: CBSE/OS/2020/U/42088
क्रमांक: _____ Date of issue: 12/05/2021
जारी करने की तिथि: _____

 **केन्द्रीय माध्यमिक शिक्षा बोर्ड**
CENTRAL BOARD OF SECONDARY EDUCATION

ऑनलाइन सत्र में सहभागिता का ई-प्रमाण पत्र
e-Certificate of Participation in Online Session

प्रमाणित किया जाता है कि डॉ. सुश्री/ श्रीमती/श्री
This is to certify that Dr./Ms./Mrs./Mr. Rajni Krishna,

विद्यालय _____ ने निम्न विवरणानुसार ऑनलाइन सत्र में भाग लिया:
School PRAGYAN SCHOOL SEC-GAMMA GR NOIDA G B NAGAR UP has attended Online Session with following details:

दिनांक	समय
Date : <u>12/05/2021</u>	Time: <u>14:00-15:00</u>
शीर्षक	
Topic: <u>Blooms Taxonomy and its Application</u>	

यह ऑनलाइन सत्र उत्कृष्टता केंद्र _____ द्वारा आयोजित किया गया।
This Online session was organized by Center of Excellence Dehradun.


प्रमुख /प्रभारी, उत्कृष्टता केंद्र
Head/In-Charge, COE



निदेशक (कौशल शिक्षा एवं प्रशिक्षण), के.मा.शि.बो.
Director (Skill Education & Training), CBSE

COE HINDI TRAINING

Ms Reeta Tiwari attended a webinar session organised by COE (Central Of Excellence) Delhi West on the topic 'Sanshodhit Bloom Vargikaran par aadharit vishishta uddeshya lekhan' on 7 May 2021. This webinar was facilitated by Dr. Nirmal Popli. She spoke about how to break down different elements of a story to make it easier for students to comprehend.

Serial No: CBSE/OS/2020/W/57383
क्रमांक: _____

Date of issue: 10/05/2021
जारी करने की तिथि: _____

 **केन्द्रीय माध्यमिक शिक्षा बोर्ड**
CENTRAL BOARD OF SECONDARY EDUCATION

ऑनलाइन सत्र में सहभागिता का ई-प्रमाण पत्र
e-Certificate of Participation in Online Session

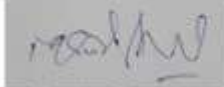
प्रमाणित किया जाता है कि डॉ. सुश्री/ श्रीमती/श्री
This is to certify that Dr./Ms./Mrs./Mr. Reeta Tiwari

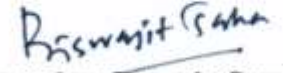
विद्यालय
School PRAGYAN SCHOOL SEC-GAMMA GR NOIDA G B NAGAR UP ने निम्न विवरणानुसार ऑनलाइन सत्र में भाग लिया:
has attended Online Session with following details:

दिनांक
Date : 07/05/2021 समय
Time: 16:00-17:00

शीर्षक
Topic: Sanshodhit Bloom Vargikaran par aadharit vishishta uddeshya lekhan (Hindi Topic)

यह ऑनलाइन सत्र उत्कृष्टता केंद्र
This Online session was organized by Center of Excellence Delhi West द्वारा आयोजित किया गया।

प्रमुख /प्रभार, उत्कृष्टता केंद्र
Head/In-Charge, COE 

निदेशक (कौशल शिक्षा एवं प्रशिक्षण), के.मा.शि.बो.
Director (Skill Education & Training), CBSE 



विशिष्ट उद्देश्यों को कैसे लिखें

डॉ. एस. बी. जामिन ब्लूम ने सीखने के तीन स्तर बताए हैं।

- जानात्मक (Cognitive)
- भावनात्मक (Affective)
- मनोक्रियात्मक (Psychomotor)

ब्लूम ने जानात्मक पक्ष के 3 स्तर बताए हैं-

- जान (Knowledge)
- समझ (Comprehension)
- अनुप्रयोग (Application)
- विवेचन (Analysis)
- संश्लेषण (Synthesis)
- मूल्यांकन (Evaluation)

लेकिन NCERT ने केवल तीन स्तर ही निर्धारित किए हैं-

- जान (Knowledge)
- समझ (Comprehension)
- अनुप्रयोग (Application)

• NCERT ने विवेचन, संश्लेषण और मूल्यांकन को अनुप्रयोग के अन्तर्गत ही

COE CHANDIGARH WEBINAR

Ms Rajni Krishna attended a webinar session organised by COE (Central Of Excellence) Chandigarh on the topic 'Addressing Challenges in Post Covid Schooling' on 15th May 2021. This webinar was facilitated by Dr Suchitra Bhattacharya. She spoke about

- Things to be remember for opening the school
- treatment and vaccination for staff and teachers
- Making school environment safe for students

Serial No: CBSE/OS/2020/H/34528
क्रमांक: _____ Date of issue: 15/05/2021
जारी करने की तिथि: _____

 **केन्द्रीय माध्यमिक शिक्षा बोर्ड**
CENTRAL BOARD OF SECONDARY EDUCATION

ऑनलाइन सत्र में सहभागिता का ई-प्रमाण पत्र
e-Certificate of Participation in Online Session

प्रमाणित किया जाता है कि डॉ. सुश्री/ श्रीमती/श्री
This is to certify that Dr./Ms./Mrs./Mr. Rajni Krishna

विद्यालय
School PRAGYAN SCHOOL SEC-GAMMA GR NOIDA G B NAGAR UP ने निम्न विवरणानुसार ऑनलाइन सत्र में भाग लिया:
has attended Online Session with following details:

दिनांक Date : <u>14/05/2021</u>	समय Time: <u>11:30-12:30</u>
शीर्षक Topic: <u>Addressing Challenges in Post COVID Schooling</u>	

यह ऑनलाइन सत्र उत्कृष्टता केंद्र द्वारा आयोजित किया गया।
This Online session was organized by Center of Excellence Chandigarh.


प्रमुख /प्रभारी, उत्कृष्टता केंद्र
Head/In-Charge, COE


निदेशक (कौशल शिक्षा एवं प्रशिक्षण), के.मा.शि.बो.
Director (Skill Education & Training), CBSE

COE AJMER WEBINAR

A special webinar was organised by COE Ajmer as part of their teacher training programme. This webinar was attended by Ms.Neelu, Ms. Swati and Ms.Mahasweta. The topic of the webinar was Bloom's Taxonomy and Its Applications. The resource person was Ms.Bhavisha Hirani. The webinar was effective for discussing learning and assessment methods and for assessing learning on a variety of cognitive levels.

The image shows two screenshots. The top screenshot is a PDF certificate from the Central Board of Secondary Education (CBSE). The certificate is titled "ऑनलाइन सत्र में सहभागिता का ई-प्रमाण पत्र" (e-Certificate of Participation in Online Session). It certifies that Dr./Ms./Mrs./Mr. Neelu has attended an online session on "Bloom's Taxonomy and its Application" on 15/05/2021 from 10:00-11:00. The school mentioned is PRAGYAN SCHOOL SEC-GAMMA GR NOIDA G B NAGAR UP. The certificate is dated 18/05/2021. The bottom screenshot is a presentation slide for the webinar. It features the CBSE logo and text: "CENTRAL BOARD OF SECONDARY EDUCATION", "Bloom's Taxonomy and it's Application", and "RESOURCE PERSON: MRS.BHAVISHA HIRANI".

Serial No: CBSE/OS/2020/A/40664
Date of issue: 18/05/2021
जारी करने की तिथि:

क्रमांक:

केन्द्रीय माध्यमिक शिक्षा बोर्ड
CENTRAL BOARD OF SECONDARY EDUCATION

ऑनलाइन सत्र में सहभागिता का ई-प्रमाण पत्र
e-Certificate of Participation in Online Session

प्रमाणित किया जाता है कि डॉ. सुनी/ श्रीमती/श्री
This is to certify that Dr./Ms./Mrs./Mr. Neelu

विद्यालय
School PRAGYAN SCHOOL SEC-GAMMA GR NOIDA G B NAGAR UP ने निम्न विवरणानुसार ऑनलाइन सत्र में भाग लिया:
has attended Online Session with following details:

दिनांक
Date : 15/05/2021
समय
Time: 10:00-11:00

शीर्षक
Topic: Blooms Taxonomy and its Application

यह ऑनलाइन सत्र उत्कृष्टता केंद्र द्वारा आयोजित किया गया।

1280992.pdf - Adobe Reader
File Edit View Window Help
Open Print Save Undo Redo Refresh Home Back Forward Stop 100% Tools Fill & Sign Comment

Type here to search
1:24 PM 5/22/2021

CENTRAL BOARD OF SECONDARY EDUCATION
Bloom's Taxonomy
and it's Application
RESOURCE PERSON: MRS.BHAVISHA HIRANI

WEBINAR BY CENTA

A webinar on Energizing Language Classrooms was conducted on 13th May, 2021 by the Centre for Teacher Accreditation (CENTA®). Ms. Swati and Ms. Neelu attended this webinar. It was facilitated by Ms. Rupali Arora- A passionate French Language Facilitator at a renowned IB school in Gurugram. She focussed on strategies that language teachers can use to make their class more effective.

