



PRAGYAN
S C H O O L

WEEKLY CIRCULAR PRIMARY

TIMES
SCHOOL SURVEY
2019

Ranked No. 1



as school leaders in Greater
Noida by the Times of India
Survey 2019

30th October 2020
(Cir/PS/29/2020-21)

NURSERY

English- Introduction of letter 'B' with the help of pictures, colouring, and tracing the worksheets. Children can identify the pictures that can start with letter 'B'.

Maths- Introduction of number '15' was done by colouring, and tracing the worksheets.





General Awareness- Children enjoyed watching video related to different modes of transport and enjoyed the Hindi rhyme 'रेल गाड़ी' related to the theme was also done. Children enjoyed doing the **clay work** where they made **boat, aeroplane.**



N
U
R
S
E
R
Y



Clay Moulding of different modes of transportation




Art & Craft- Children tried draw the picture of ant related to the letter B and enjoyed by doing the colouring work on it

Hindi- Introduction of vyanjan 'ब' was done with the help of colouring the worksheets and children can identify the pictures with respect to the given vyanjan.

Dance- 'Happy' dance was practised in the class

Music- Children sang one song what they like according to their choice in the class.

Fitness-Children enjoyed doing the exercises in fitness class like neck exercise, side bending, waist rotation, high jump.

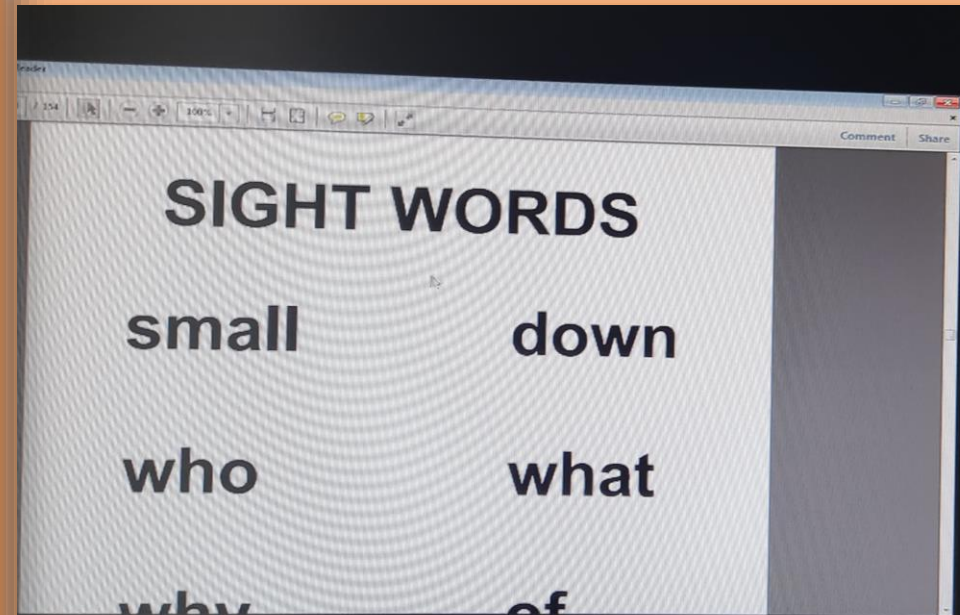
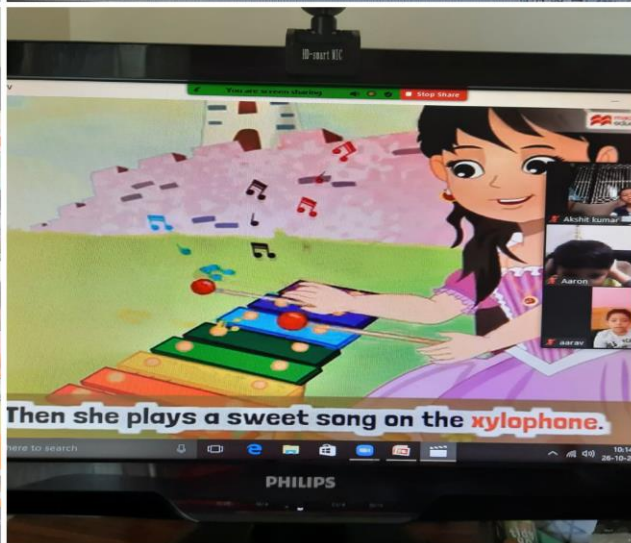
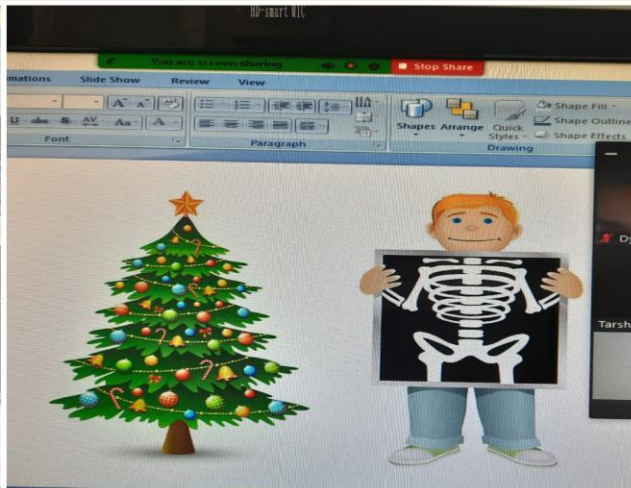
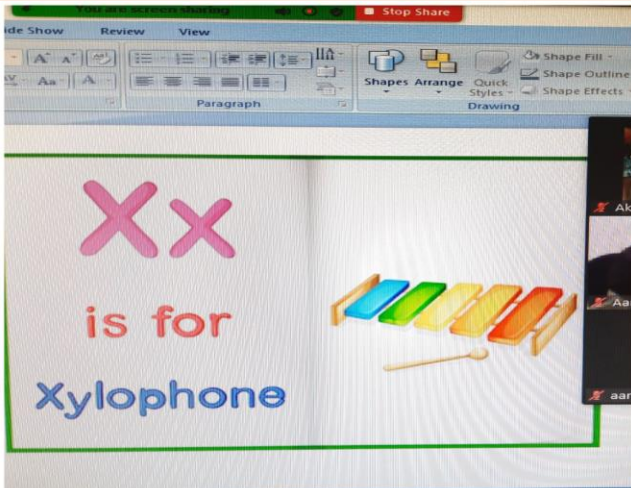


KINDERGARTEN



English - Students were taught letters x and y in English class. They practiced writing the letters in their workbook and notebook. Reading practice from English Reader book was done.

Reading Scheme - Sight words were done instead of reading of pet dog.

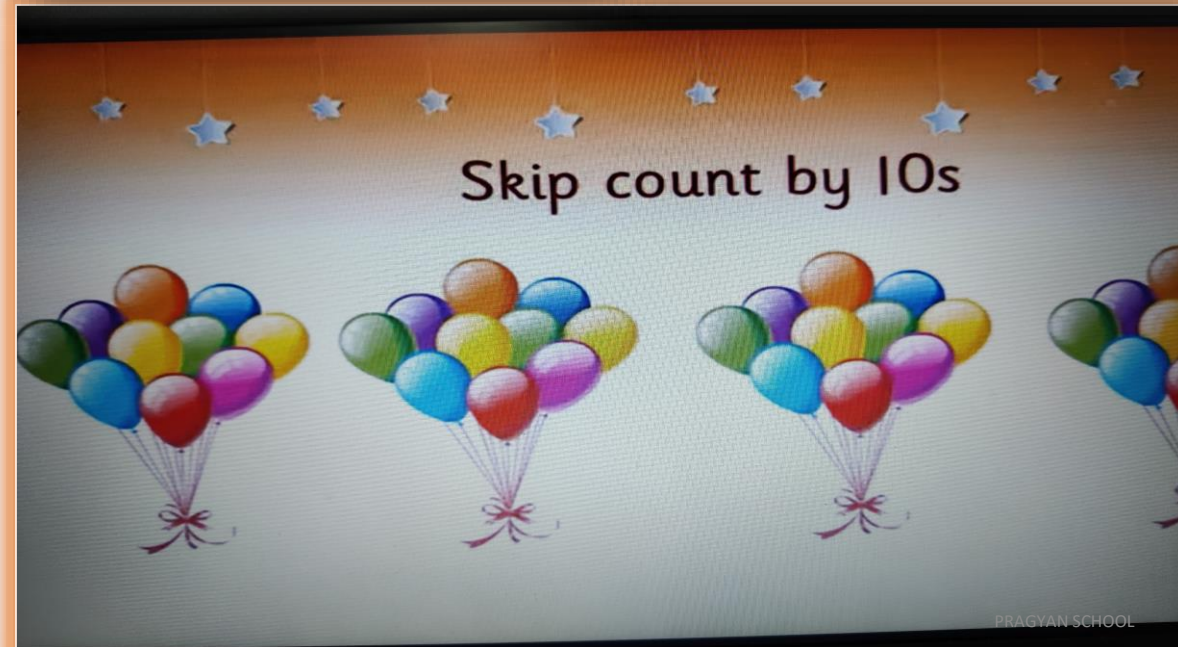
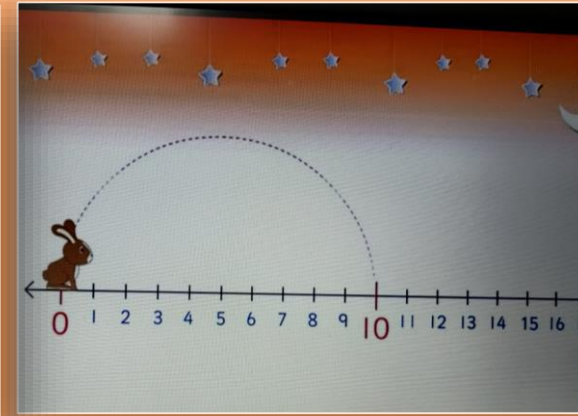
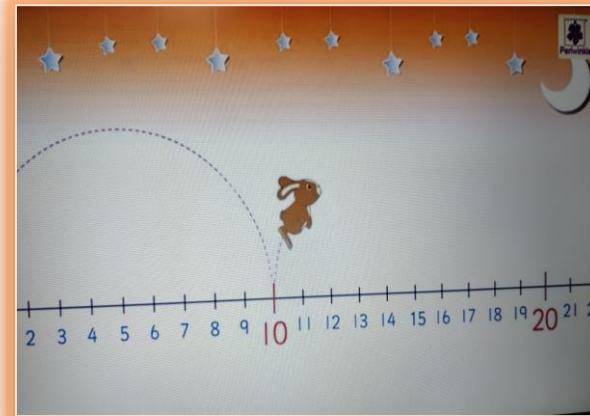


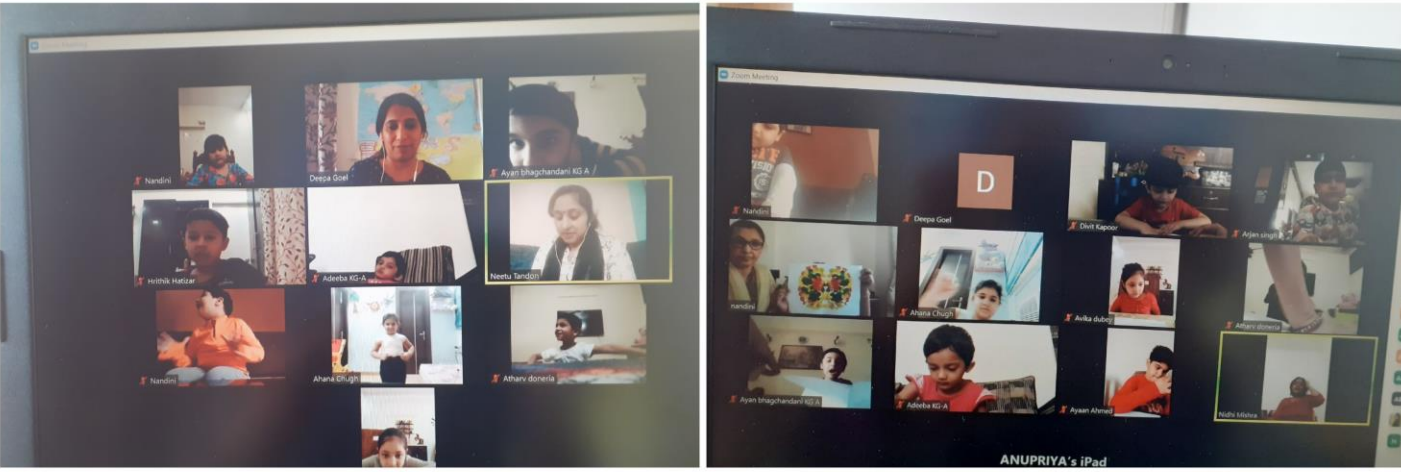


Hindi- Students of KG did revision of previously taught Vyanjans. Vyanjan 'थ' was introduced with the help of flash card and related story was also done in the class. Written practice of vyanjan was also done in workbook and notebook.

GA- Air transport were introduced and they enjoyed learning related rhymes too. Students enjoyed colouring worksheets also

Maths -Revision of what comes after . Skip counting by 10's was introduced and back counting 90-0 was done in notebook.

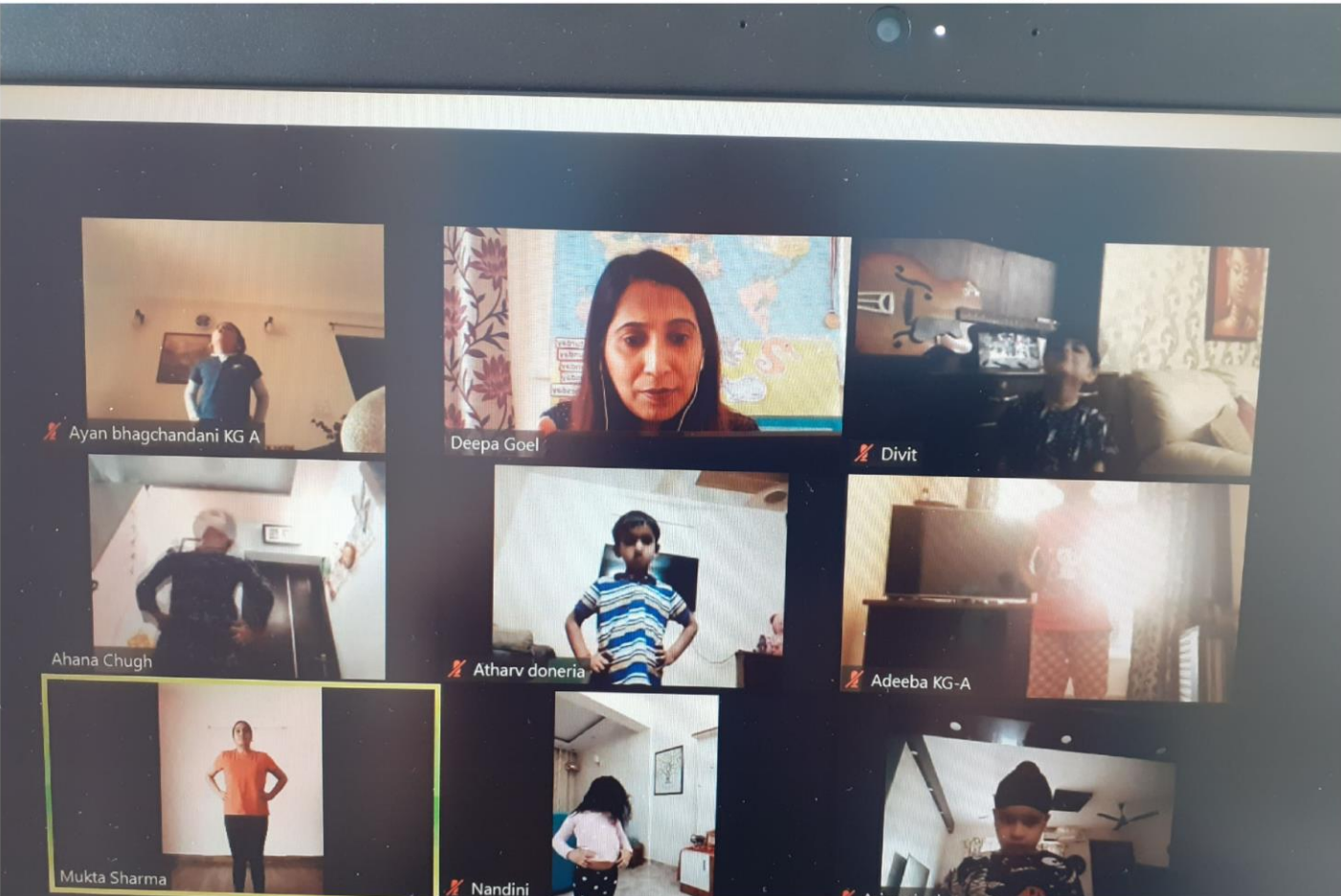




Music- Students enjoyed doing practice "vijay satay ki" song in the class .

Fitness- Children enjoyed doing the exercises in fitness class like neck exercise, side bending, waist rotation, high jump.

Dance- 'Dhaker taale' was practised in the class .





Students of **class 1**, learned to introduce themselves through a video followed by an interactive session where kids introduced themselves and spoke a few sentences discussing their likes, hobbies, favourite books etc.





An ISA activity was done in class **1A**. This was a collaborative activity with Maths. The students enjoyed making **Creative Dice** for a Board game in their online Art class.






STEM



Children of **class 1** enjoyed doing their **stem activity**. They learnt to make **party popper** as guided by Ms Neha. Children also learnt about heavy and light concept. Also, they were asked about stretchable (**elastic**) and non-stretchable (**non-elastic**) things around them. Children showed their creativity well and were able to follow steps of making party popper with easily available materials at home. They were really excited to show the way to use it.

COLLABORATIVE ACTIVITY (ART)

“Welcoming colourful vibes”.... The best colour is the one which makes you happy, students of **classes 1 and 2** learned how to make **Paper lanterns Toran**, which they can use for their home decoration on **Diwali**. Class teachers presented steps of paper lanterns through powerpoint presentations, guided to make Toran/ Bandanwar with the help of different materials present in the house. Children decorated their lantern with several colourful materials available at home. Some of them also created beautiful and creative Torans of their choice. They were thrilled and excited to see their colourful piece of art.




COLLABORATIVE ACTIVITY (ART):

Paperback Lanterns Toran





Students of class 2 were introduced to 'Adjectives' through PowerPoint presentations and videos. An ice breaking activity was conducted with a group of students where they were asked to use an adjective and describe their friends. A small written exercise was also done to strengthen the concept.



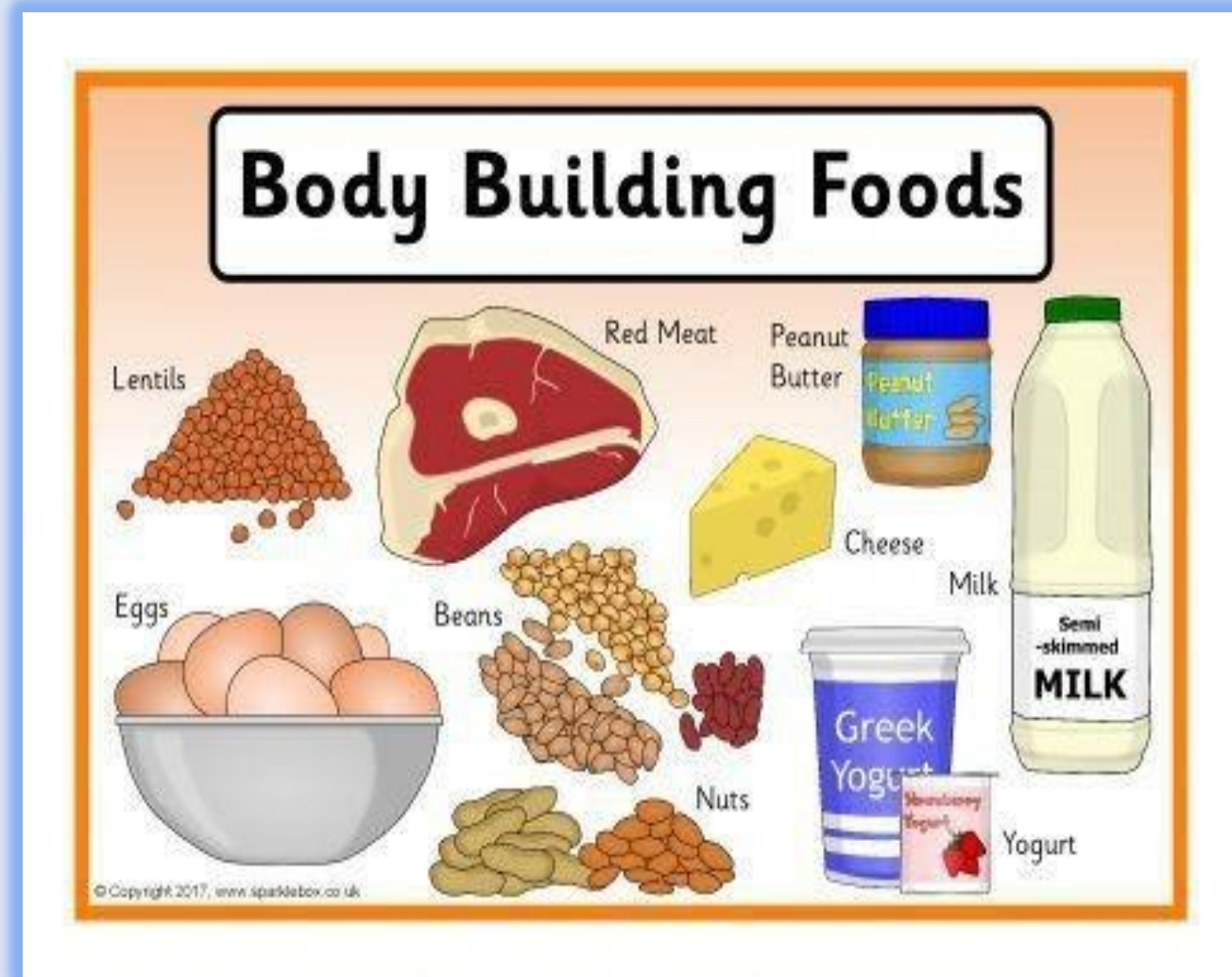
An ISA activity was done in class 2D. This was a collaborative activity with Maths. The students enjoyed making creative Dice for a Board game in their online Art class.

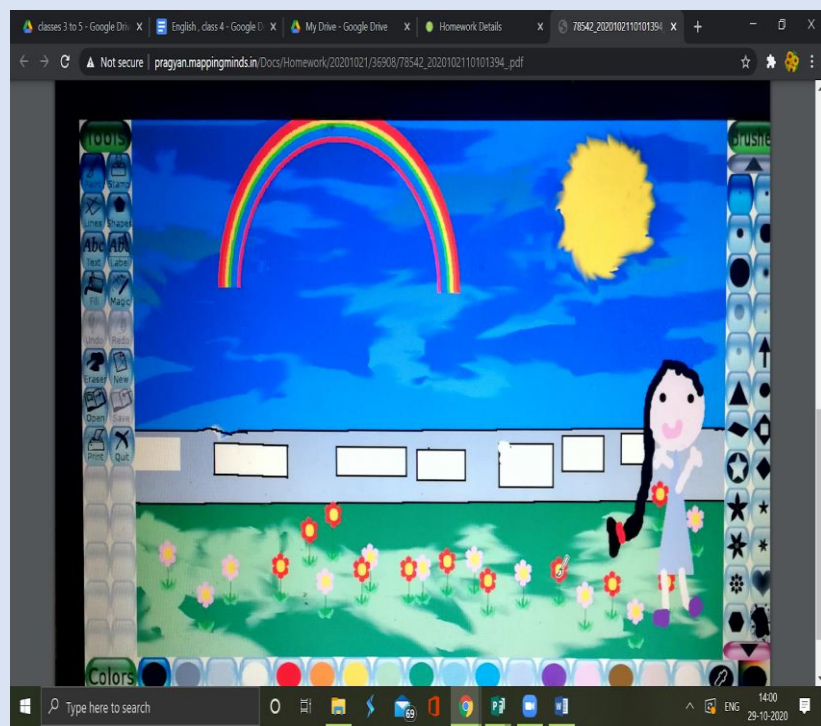
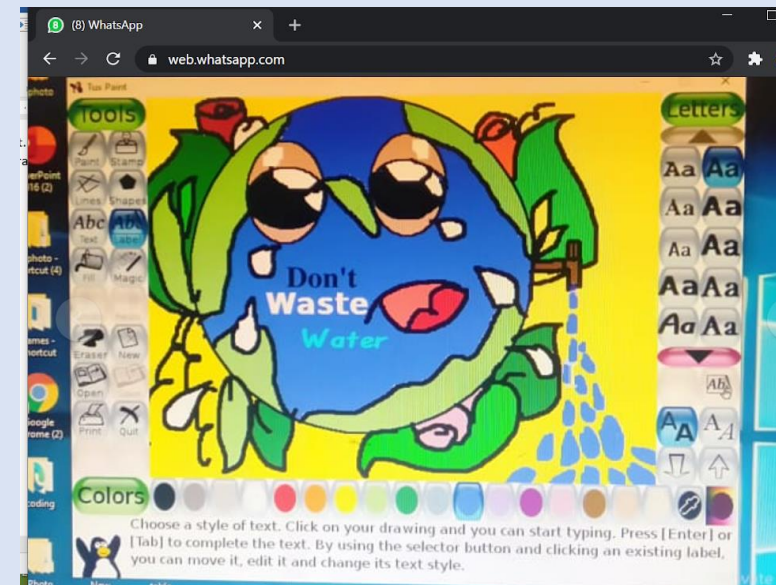
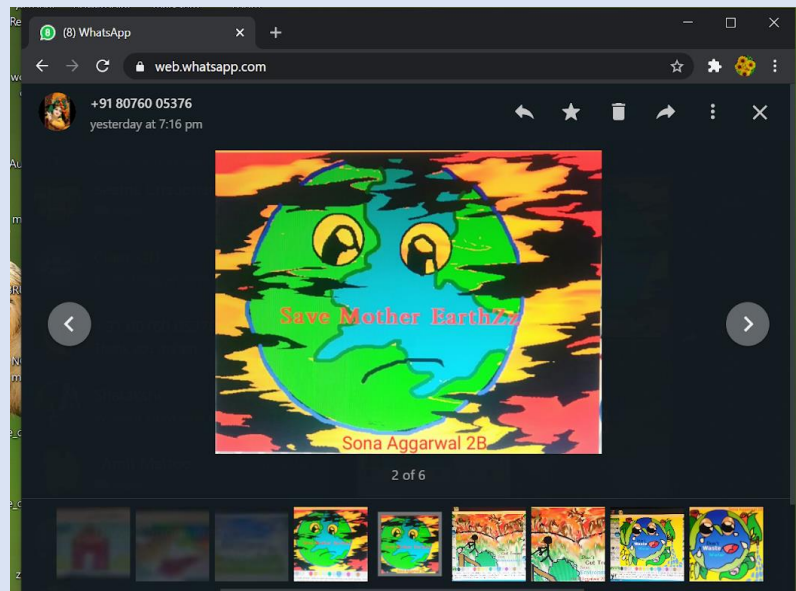


ART CLASS

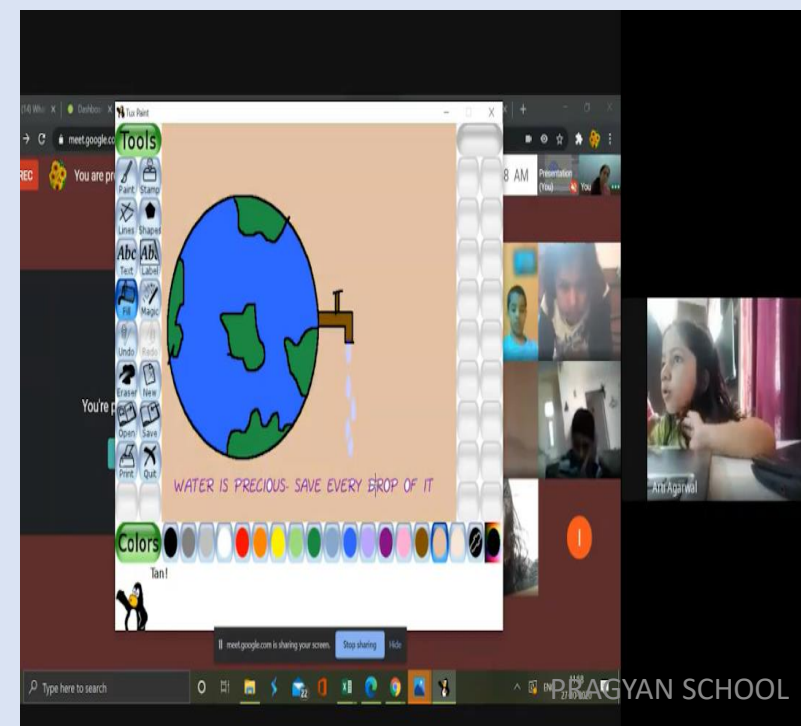
ENVIRONMENTAL SCIENCE

Students of **class 2** had a detailed discussion on the topic **Food**, where they participated in oral as well as written questions related to the topic. They even drew their two favorite body building foods in notebooks and are now well aware of **Balanced Diet**.



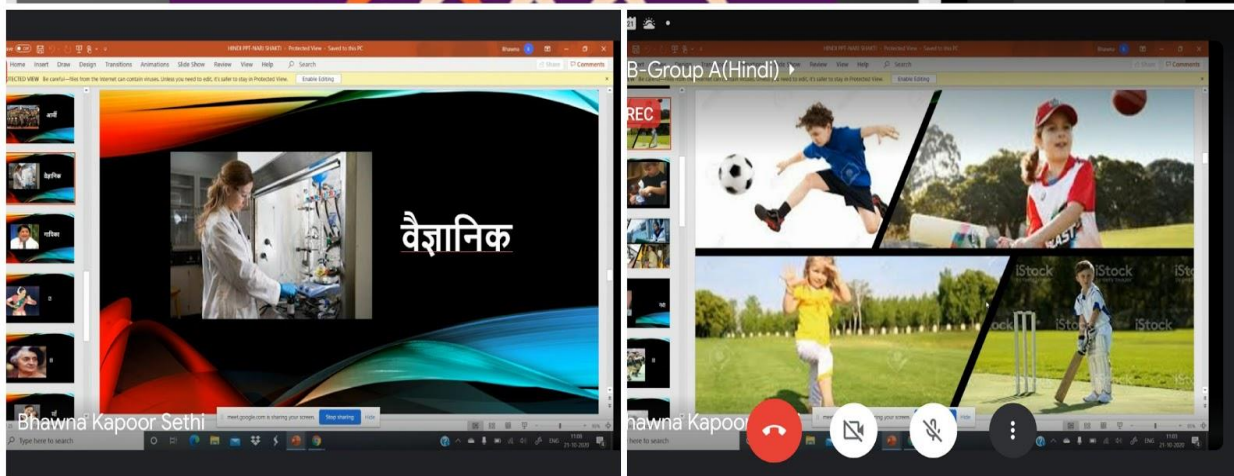
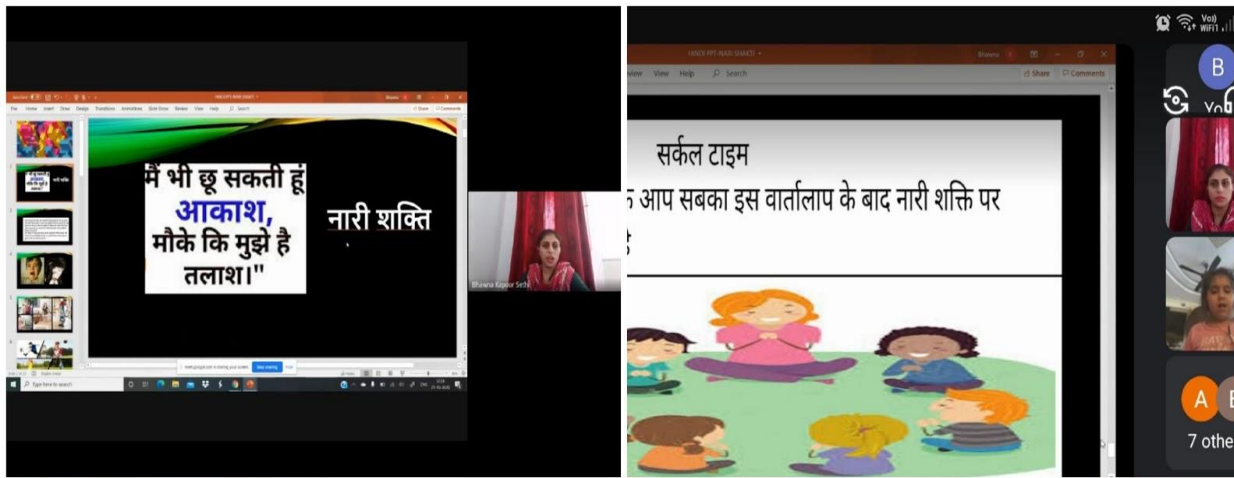


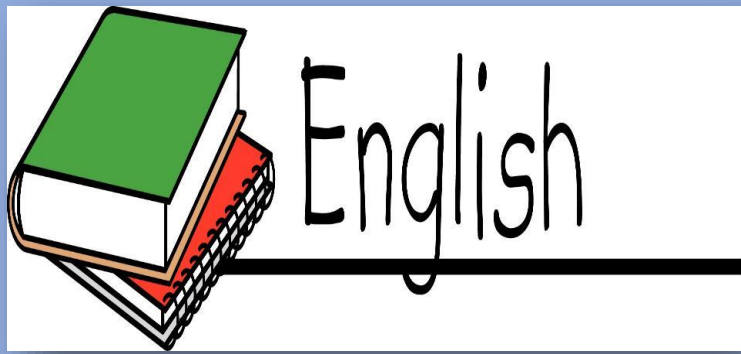
In class 2 Students learnt different tools of **tux paint**. They learnt to create different posters on Tux Paint. They have made a few beautiful posters and drawings in this app.



NARI SHAKTI

The woman performs the role of a wife, partner, organizer, administrator, director, re-creator, disburser, economist, mother, disciplinarian, teacher, health officer, artist and queen in the family at the same time. Apart from it, women play a key role in the socio-economic development of the society. Students of **class 2** had a session on '**Nari Shakti**' where they were told about the importance and role of women in the society. They also had a circle time activity where every student shared his/her thoughts on the topic.





Students of **Class 3** continued with the revision of **Pronouns** and practicing reading from their reader '**Gulliver's Stories**', in their English classes. They were provided information on the **Mission Shakti-Women Empowerment** drive by the **UP government**. The students participated in writing some slogans on the said topics and came up with some beautiful work.



MUSIC

Indian music includes a wide variety of folk, popular and classical forms. Music is a very important part of our heritage and is associated with religious traditions and other celebrations. Classical music includes Carnatic music (in the south) and Hindustani music (in the north). Community singing is also an important part of Indian culture. People sing bhajans in temples, the gurbani in gurudwaras, hymns in churches and qawwalis in dargahs.



ENVIRONMENT

SCIENCE



Some folk dances of India



Bhangra from Punjab




Angami dance from Nagaland

Cheraw or Bamboo dance from Mizoram



Ghoomar from Rajasthan



GHOOMAR



Students of **class 3** learnt about **Indian Dance** and **Music** in their **EVS classes**. They got to know how they are a part of the rich culture and heritage of India from ancient times. They even acquired knowledge about the various forms of Indian dance and music. Revision of The Universe and the Solar System continued too.

ART CLASS

Students of **class 3D** enjoyed their online art class as they learnt to make different **patterns** in a house and created beautiful scenes using these patterns..



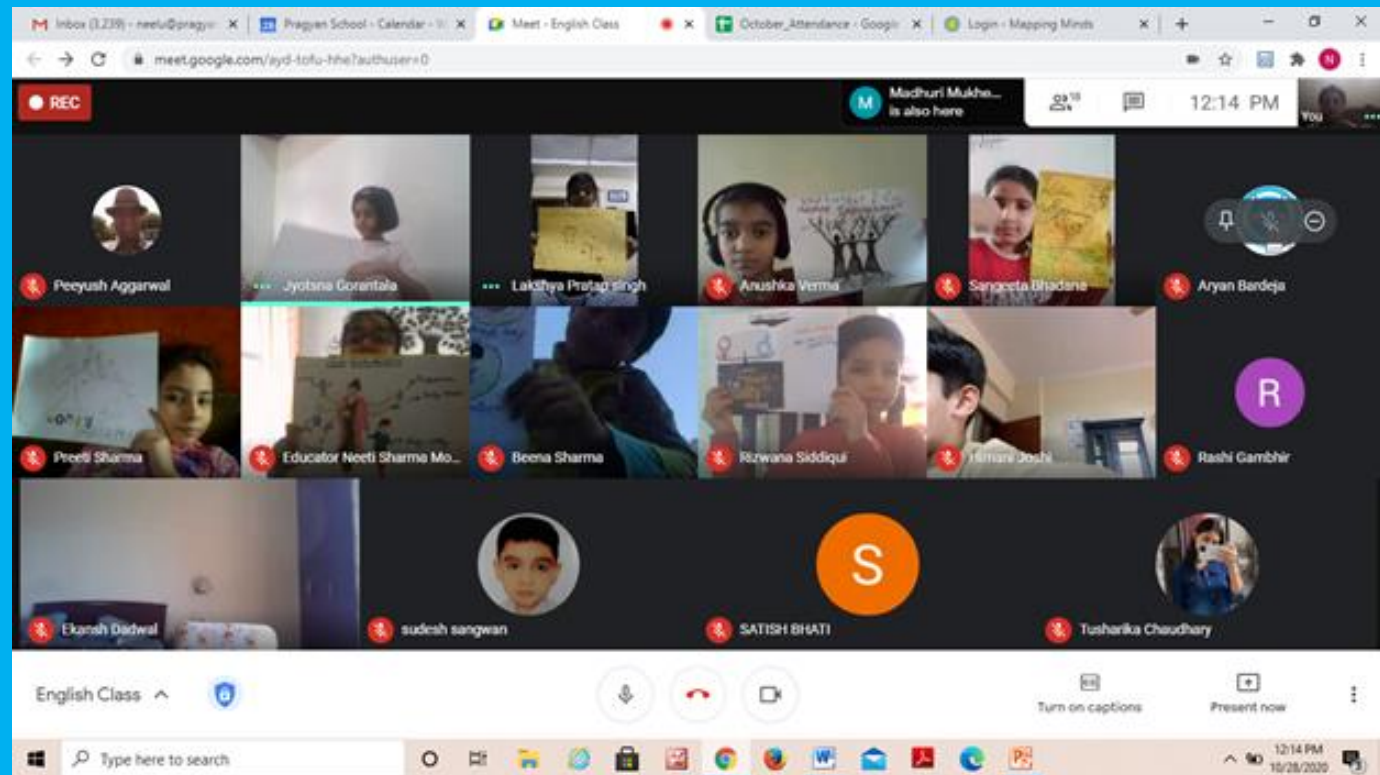

हिन्दी

Students of **class 3** were introduced to “**Ling**” during their **Hindi class** and did exercise in the workbook also. The concept of “Ling” was explained through pictorial presentation and videos







The students of **class 4** made beautiful and colourful posters on **Women Empowerment**. They were told about the Mission Shakti Campaign launched by the UP government for women safety.



Posters on Women Empowerment by Class- IV



ENVIRONMENTAL SCIENCE

Students of **Grade 5** were introduced to **the initiation of Modern Indian history** through the lesson '**The Advent of British Raj**'. The entry of the various European nations in Indian soil along with their newly established colonies were discussed in the class. The various factors and events that led to the epic **Battle of Plassey** was also taken up for discussion.

5B Online EVS Class (2020-10-28 at 20:38 GMT-7)

The Europeans in India 



In 1600 the East India Company was given the Charter of Trade by their queen to trade with India and Asia.




5B Online EVS Class (2020-10-28 at 20:38 GMT-7)

Home
Monday
Tuesday
Wednesday
Thursday
Friday
Useful Links
Archive
Notes

L-10: The Advent of the British Raj

Events that led to the Battle of Plassey:

- In June 1756, Siraj-ud-Daulah captured the British trading base at Kolkata, Fort William.
- The British sent Colonel Robert Clive and Admiral Charles Watson to re-capture the fort and Kolkata on 2 January 1757.
- The Battle of Plassey followed, and Nawab Siraj-ud-Daulah was defeated by the British, captured and put to death.

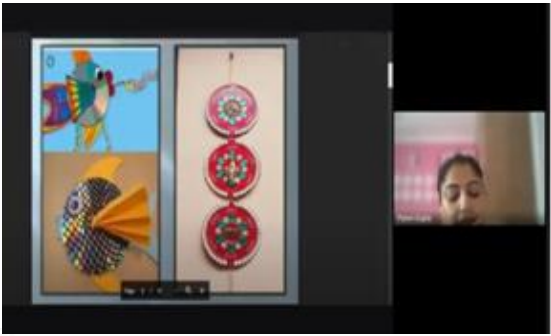


COLLABORATIVE SESSION: Best Out Of Waste

Students of **classes 3-5** had their Collaborative Session on **Best out of waste**. They collected the waste materials like **old boxes, used plastic bottles, torn cloth, old cards** etc. and used them to create something innovative during the session. They came up with beautiful innovative things like photo frames, first aid boxes, vases, baskets, puppets, multi-purpose boxes, bangle holders, clocks, fish with CD, jewellery box, bird feeder, etc. They even explained what and how they made them. Related ppt and videos were shown to them.



COLLABORATIVE SESSION: Best Out Of Waste





STEM at HOME

The **Stem at Home** Sessions for the month of October continued with the incorporation of various **hand on experiments** with easily available **materials at home**. Students of **grades 3 to 5** had the opportunity to explore and perform live experiments like '**fluttering butterfly**', '**lava lamp**' and '**pencil catapult**' under the guidance of efficient trainers from the Stem Lab.



Special Evening Art Class

Students of evening art class enjoyed making a beautiful landscape. Step by step instructions were given to them to make a tree. They learnt to make trees in different layers using water colours.

