



**PRAGYAN**  
S C H O O L

**TIMES**  
**SCHOOL SURVEY**  
**2019**  
**Ranked No. 1**  
as school leaders in Greater  
Noida by the Times of India  
Survey 2019



# WEEKLY CIRCULAR PRIMARY

20<sup>th</sup> November 2020  
(Cir/PS/32/2020-21)

This is to certify  
**PRAGYAN SCHOOL**  
as a



**GLOBAL LEAGUE INSTITUTE 2020-21**

Based on *Student Satisfactory Survey* by  
**GREAT PLACE TO STUDY**  
on September 2020

4.42

  
Shekhar Bhattacharjee  
Founder,  
Great Place To Study

With immense pride and pleasure, we wish to share with you the result of a survey conducted by Great Place to Study, a prestigious organisation that gives accreditations and certifications to schools and institutes of repute based on the work being done there.

Great Place to Study had surveyed the students, parents and teachers to evaluate the satisfaction of their experience with the school. The survey responses were measured on the Five-point Likert Scale, Demographic Questions and Open-ended Questions.

Each question was rated on the basis of a weighted average in the range of 1 to 5; 1 being the least and 5 being the highest. The final rating was then given in the range of 1 to 5. The school had to score 3 stars and above to qualify for the certification.

**Pragyan School has scored 4 stars.**

It is a proud feeling to share with you that with each one's efforts, the school has one more feather in its cap. Such achievements motivate us to continuously improve and emerge among the best, thus we keep benchmarking ourselves against the best.



**English** - Introduction of letter 'J' with the help of pictures, colouring, and tracing the worksheets. Children can identify the pictures that can start with letter 'U'. Children enjoyed doing rice tray letter activity. 'Opposites' were done in the reading scheme.





**Maths-** Introduction of number '18' was done by colouring, and tracing the worksheets. Shape 'Star' was done doing the worksheet.

**Hindi-** Introduction of vyanjan 'फ' was done with the help of colouring the worksheets and children can identify the pictures with respect to the given vyanjan.

**Dance-** Children practised dance related to the festival 'Diwali'.



N  
U  
R  
S  
E  
R  
Y



**General Awareness-** Discussion on various community helpers was done.

**Science Demo-** Breathing and releasing air from nose, blow and try to move the things kept on the table like leaf, crayon, cotton and paper piece was done in the class.

**EVS-** Craft work of 'Eagle' was done in the class.

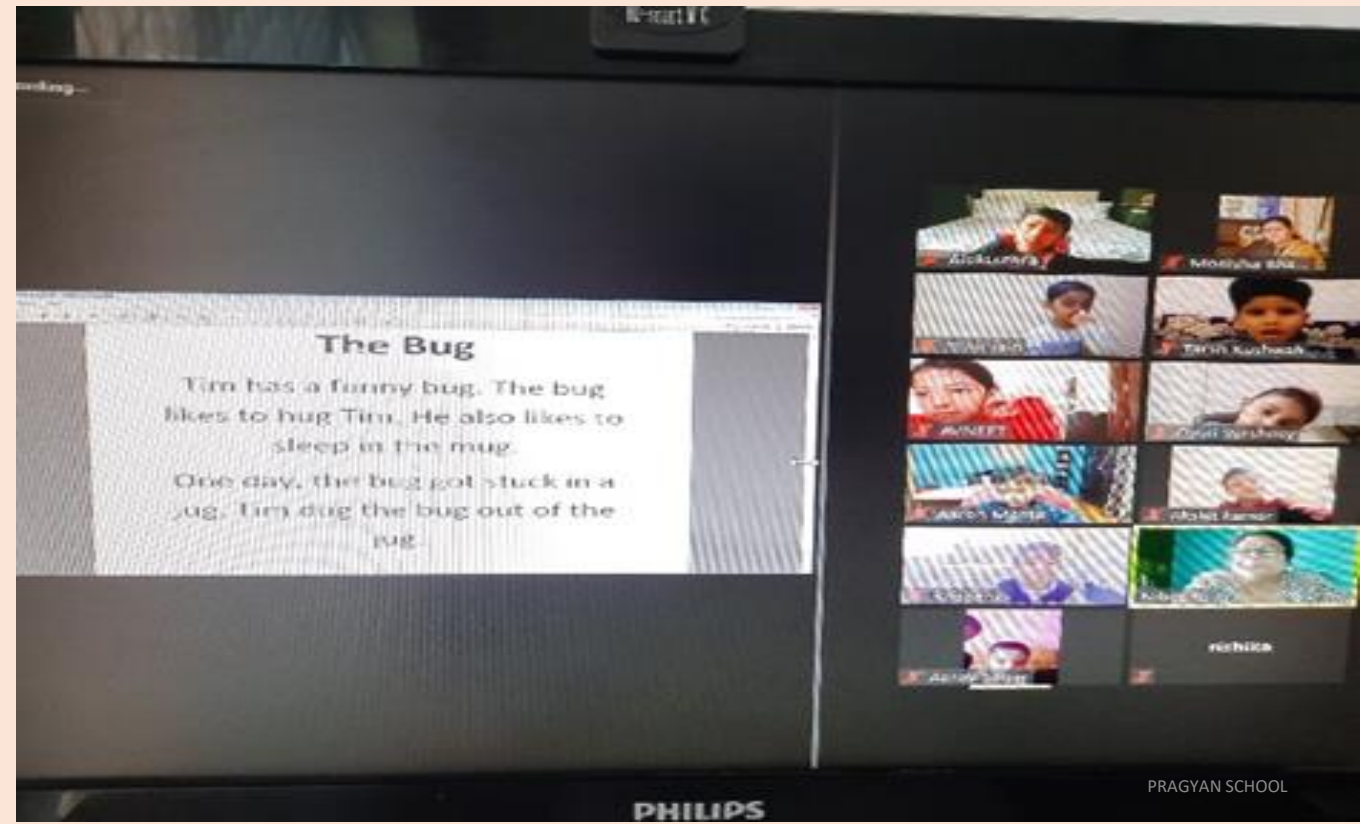
**Music-** Children practised the song related to the festival 'आज सन्डे हँ'

# KINDERGARTEN



**English** -Students were taught "en" family words in English class. They practiced writing words in their notebook.

**Reading Scheme** – Students enjoyed reading practice of the story 'The bug' in the class.





**Maths-** Revision of number names from 1-7 and ascending order were done in the class. Number name 8 was introduced and students enjoyed written practice of 130-140 in sequence in their notebook.





**Hindi-** Students of KG did revision of previously taught Vyanjans. Vyanjan 'द' was introduced with the help of flash cards and related story. Written practice of vyanjan was also done in workbook and notebook .Students enjoyed learning four letter words which were introduced in the class.

**Music-** Students enjoyed learning "Aaj hai Sunday " song in the class



**GA-** Pigeon and peacock and their habitats were introduced. The students also learnt few facts about birds.

**EVS-** Concept of safety was discussed and safety rules at home were taught. Students learnt how to follow safety rules at home.

**Art and craft** -Students learnt how to draw Shapes during the class and enjoyed colouring in tiger.





Students of Class -1 made beautiful posters on the topic "This is me" during their English class. They made it by pasting and drawing different pictures through which they shared information about themselves.





# हिन्दी

Children of class -1 learnt ' विलोम शब्द '. They were able to understand the concept of opposite words in Hindi and answered very well. They also did reading practice of the lesson based on ' ऐ ' matra.

उलटा अर्थ बताने वाले शब्द = विलोम

दिन	रात
हँसना	रोना
मोटा	पतला

एक दूसरे से उलटा अर्थ देने वाले शब्द विलोम शब्द कहलाते हैं।

छोटा	बड़ा	दिन	रात
सीधा	उलटा	साफ	गंदा
सूखा	गीला	कम	ज्यादा




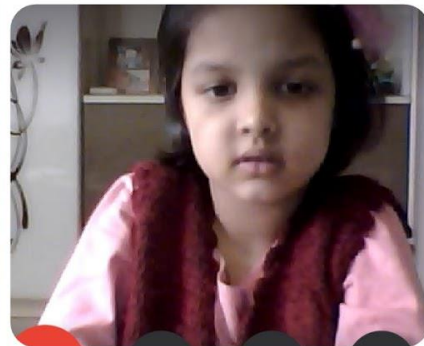





# VOCAL MUSIC CLASS




‘Always dream big because you can grow into them’.

The students of **grade -1** learnt the motivational song "**Bande Hain Hum Uske**" teaching them to never give up in life and keep working hard to achieve what they want





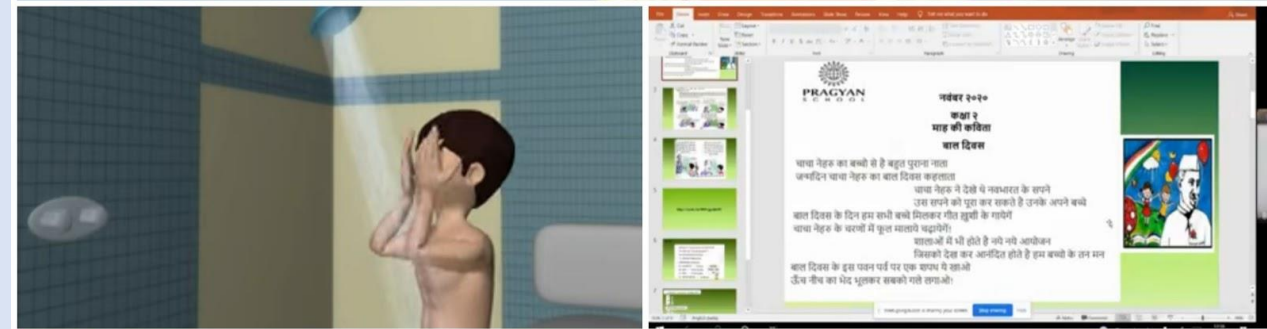
# Math



Students of **Class -2** were introduced to the **topic-Clock**. They are able to locate the hands and can read the time properly. They truly enjoyed the session of this new concept and can relate to their day to day life.

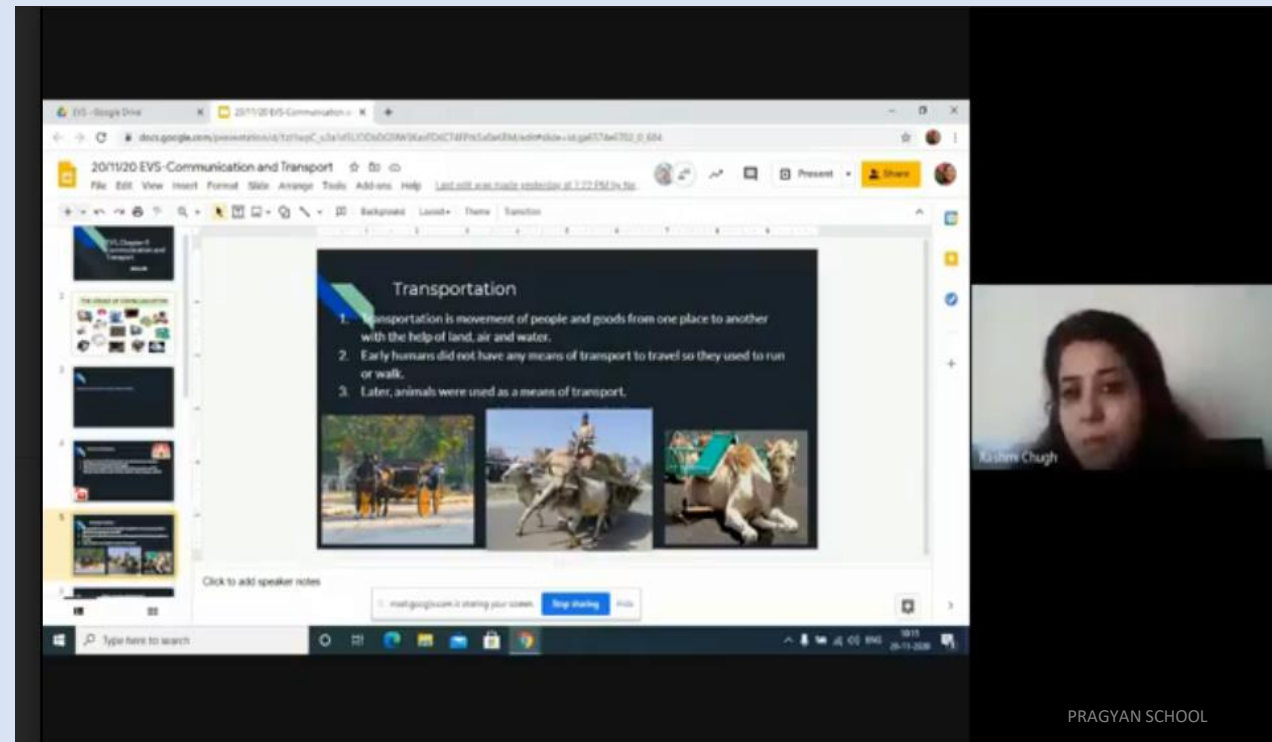



Water is one of the most important substances on earth. Apart from drinking it to survive, people have many other uses for water. Students of **class- 2** read Chapter **बूंद बूंद बचाओ**. They were also shown a video related to it.





Students of Class -2 were introduced to the lesson **Communication and transportation**. They were made aware of the term and the difference between personal and mass communication. They were also informed about different means of transport through PowerPoint presentation and videos.



# ONLINE PTM FOR CLASS- 1 & CLASS- 2

It is important to approach each parent-teacher meeting as an opportunity to refine child's individual learning plan and to make sure the roles of teacher, student and parents are clear, specific and designed to bring out the best in the child. It plays a significant role in the development of child. Children of class 1 (Sec – A & C) and class 2 (Sec – A, B & D) had their PTM on 21st Nov 2020. The parents and teachers got the opportunity to interact and discuss their child's progress and areas of improvement. It was really and interactive session. It is always beneficial for the child as we get to know as where we need to work as a teacher or as a parent. As both are the partners in education to achieve 100% learning and development of the child.



The students of Class -3 revised the poem of the month in their English classes. They continued with the chapter ‘Travelling in a Pocket’ and were amazed to find out more interesting facts on marsupials. They were even introduced to the linking verbs like is, am, are and did related exercises on them. They even had a revision of singular and plural nouns too. Related videos and ppt were shared with the class.

Release Record Side Timings Show Play Narrations Show Media Controls Use Presenter View Monitor

## SINGULAR AND PLURAL NOUNS

**Just one person**

1<sup>st</sup> Person - I or me  
2<sup>nd</sup> Person - you  
3<sup>rd</sup> Person - he/she or him/her

**SINGULAR**

---

**More than one person**

1<sup>st</sup> Person - we or us  
2<sup>nd</sup> Person - you  
3<sup>rd</sup> Person - they or them

**PLURAL**

**Singular means only one.**

**Plural means more than one.** In order to make a noun **plural**, it is usually only necessary to add s. However, there are many irregular nouns that add es. The rules for spelling **plural** nouns are based on the letters at the end of the word.

Ritu Yadav

5:53

### IS, AM, ARE.

<https://youtu.be/T42We-QdUMY>

Use is with a singular noun or singular pronoun (he, she, it).

Use are with a plural noun or plural pronoun (they, you, we)

Use am with the first person singular pronoun I.

Deepika Saroha



# ENVIRONMENT

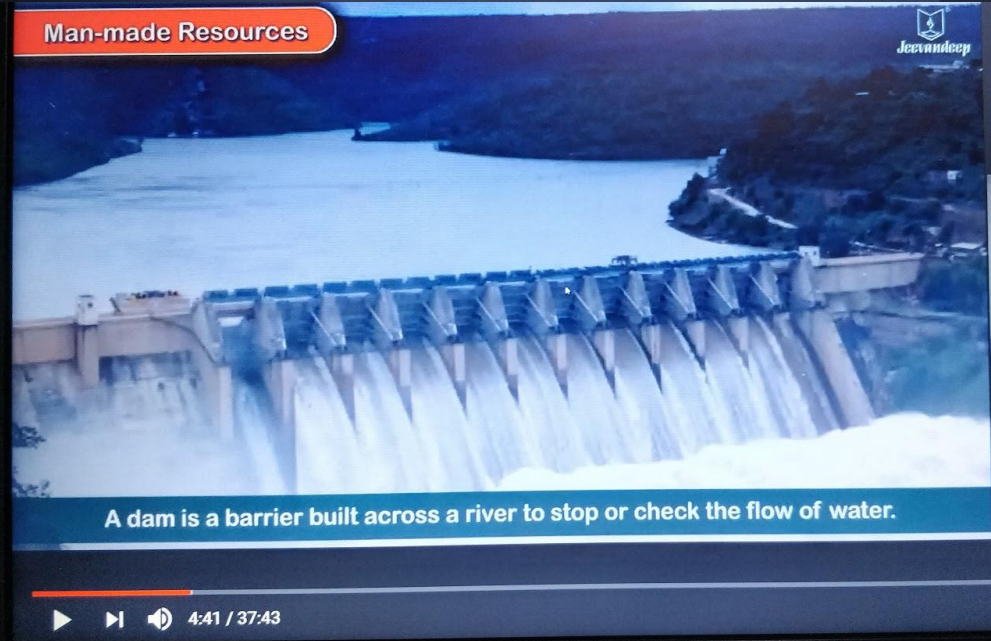
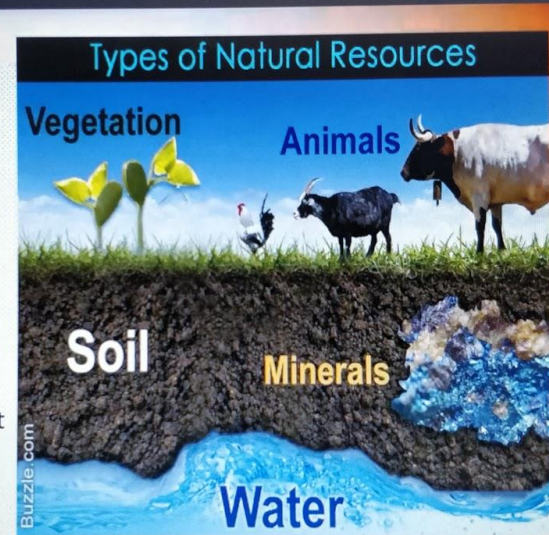
# SCIENCE

The students of Class -3 were introduced to the new chapter 'Natural Resources' in their regular EVS online classes. They learnt about the different types of soil, rocks which are used to make buildings and some which are used in jewellery. They were even informed about the various characteristics of metal. Related videos and ppts were shared with them. They had a revision on the chapter 'Parts of a Plant' and even wrote questions and answers from 'National Symbols and Emblems'.

Class 3B (2020-11-18 at 21:37 GMT-8)

Natural resources are substances which are not man-made. These are found in or on the Earth's crust and in oceans, forests and mountains.

Oil, coal, natural gas, metals and minerals are all examples of natural resources. Other examples are air, water, sunlight, soil, plants, animals, birds and aquatic life. They are either living or support life and meet our needs. Fuels, such as coal and petroleum, are also natural resources.





# हिन्दी

Students of class -3 were taught 'Vachan' with the help of pictorial presentation and video. They also had their assessment of dictation and activity during the class.



**वचन**

एक ही चीज पर अलग-अलग अर्थों में बताना।  
एक ही चीज को अलग-अलग अर्थों में बताना।

कल्पित वचन, वास्तविक वचन, अर्थों में अलग-अलग बताना।  
(क) कल्पित वचन में वस्तु पर एक अर्थों में बताना है। वास्तविक वचन में वस्तु पर अर्थों में बताना है।  
(ख) कल्पित वचन में वस्तु पर अर्थों में बताना है। वास्तविक वचन में वस्तु पर अर्थों में बताना है।  
(ग) कल्पित वचन में वस्तु पर अर्थों में बताना है। वास्तविक वचन में वस्तु पर अर्थों में बताना है।

कल्पित वचन, वास्तविक वचन, अर्थों में अलग-अलग बताना।  
कल्पित वचन, वास्तविक वचन, अर्थों में अलग-अलग बताना।  
कल्पित वचन, वास्तविक वचन, अर्थों में अलग-अलग बताना।


**श्रुतलेख - कार्य**      **गतिविधि कार्य**

**एकवचन**      **बहुवचन**

मछली -      मछलियाँ -

दिल्ली -      दिल्लियाँ -

तारा -      तारे -



Students of Class -4 were introduced to the concept of present, past and future continuous tenses. They were shown videos on verbs and tenses. They were also shown a ppt for a better understanding. They did a few worksheets based on verbs and tenses from the workbook . In the revision class, the students revised the concept of simple present, past and future tense.

drive.google.com/file/d/1\_cUyVLFh4XfZu7Z6TmuGdXj2zoP7SCV/view

**Worksheet no. 50**

- 1. Underline the verb and write down whether they are in present or past tense.
- 1. Jiya licks a lollipop.
- 2. Bob tied the laces of his shoes.
- 3. The farmer milked the cow.
- 4. Uma scribbled in her book.
- 5. The helicopter hovered over the thick forest.
- 6. The baby howls for milk.
- 7. Simi makes a horrible face.
- 8. Veena built a castle.
- 9. The dolphin shows tricks.
- 10. The ship sails on the ocean.
- 11. Kitty hopped over the stick.
- 12. The children listened attentively.
- 13. The cook prepares food.
- 14. I wrote a long story.
- 15. She very well recited the poem.

Preeti Aggarwal

Type here to search

**THE PRESENT CONTINUOUS TENSE**  
for action happening now.

**EXAMPLES :**

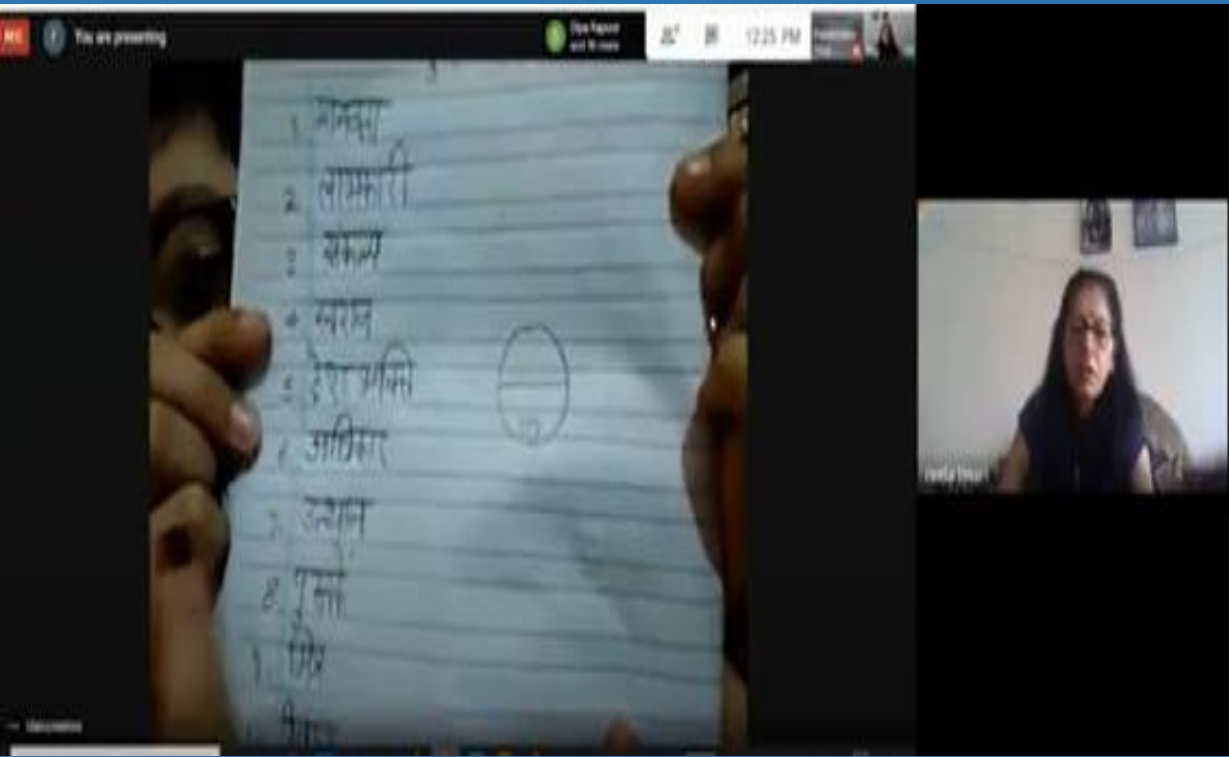
- ✓ I am eating my lunch.
- ✓ The pages are turning.
- ✓ The candle is burning.
- ✓ The students are studying.

Neelika

Type here to search



The formative assessment for students of Class- 4 took place this week. The students gave dictation in the Hindi language notebook and displayed the words to the teacher in the class.






# Grade 4 ART CLASS



Students of classes 4 A, B, and C drew beautiful baskets full of different types of fruits. They were shown the drawing techniques used to create a still life.

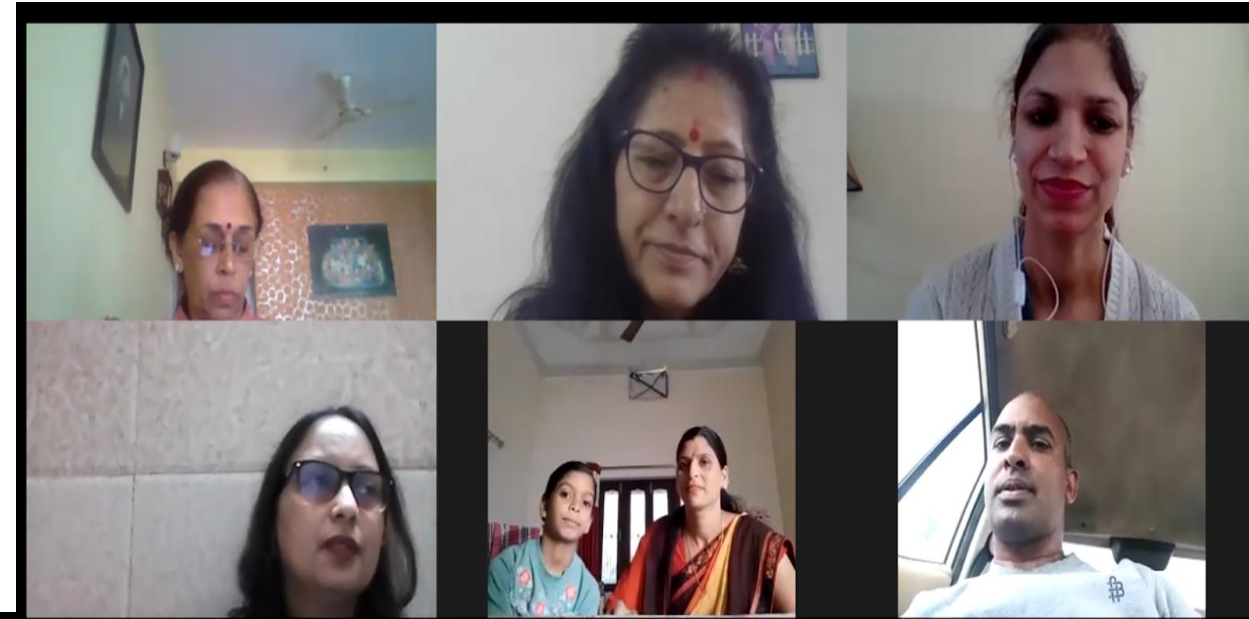


Samaira Bisht



# ONLINE PTM FOR CLASS -4C

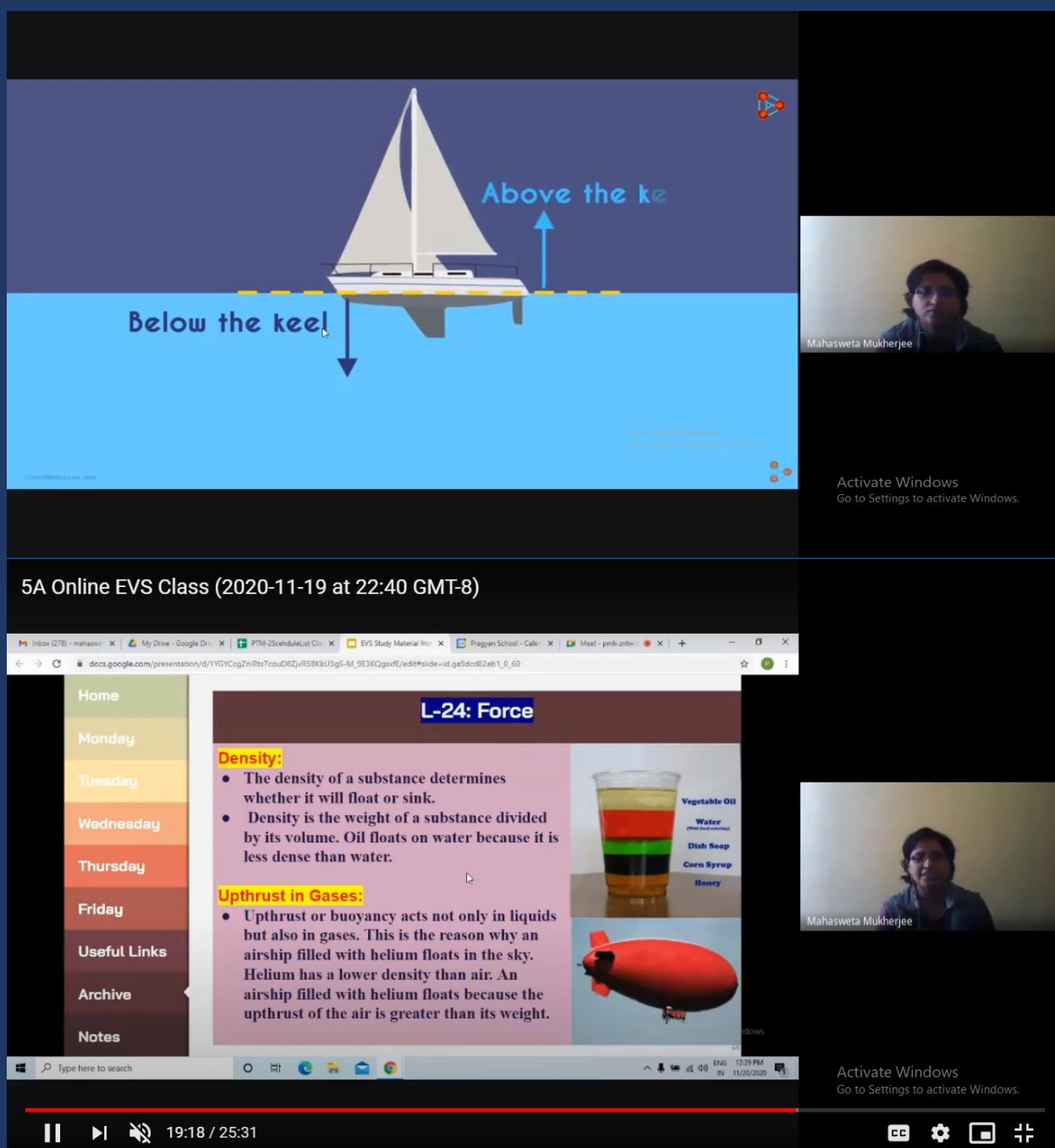
Online PTM was conducted for students of Class 4C on Saturday – 21<sup>st</sup> November 2020. Parents with their children interacted with the class teacher and subject teachers





# ENVIRONMENTAL SCIENCE

The topic of Force was introduced to the grade 5 students in their EVS class. The effects of force along with their types was also taken up for discussion. Students were asked to give examples of the various effects and types of force from their daily lives. This was followed by explanation of the laws of flotation and how density stands out as a factor for the floating or sinking of objects. Students were also introduced to the concept of buoyancy in liquids and gases.



The screenshot shows a video recording of an online EVS class. The main content is a presentation slide titled "L-24: Force". The slide is divided into two sections: "Density" and "Upthrust in Gases".

**Density:**

- The density of a substance determines whether it will float or sink.
- Density is the weight of a substance divided by its volume. Oil floats on water because it is less dense than water.

**Upthrust in Gases:**

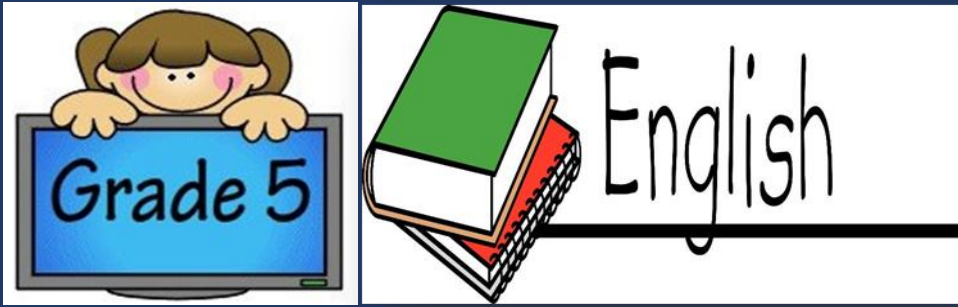
- Upthrust or buoyancy acts not only in liquids but also in gases. This is the reason why an airship filled with helium floats in the sky. Helium has a lower density than air. An airship filled with helium floats because the upthrust of the air is greater than its weight.

Accompanying images include a glass of layered liquids (Vegetable Oil, Water, Dish Soap, Corn Syrup, Honey) and a red blimp.

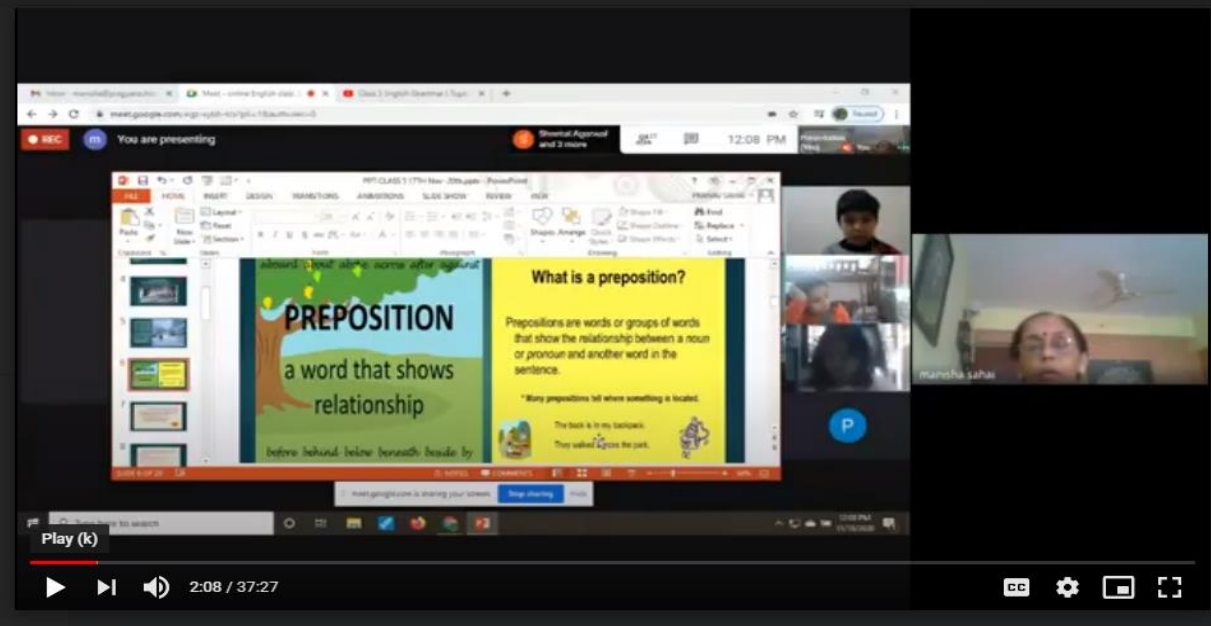
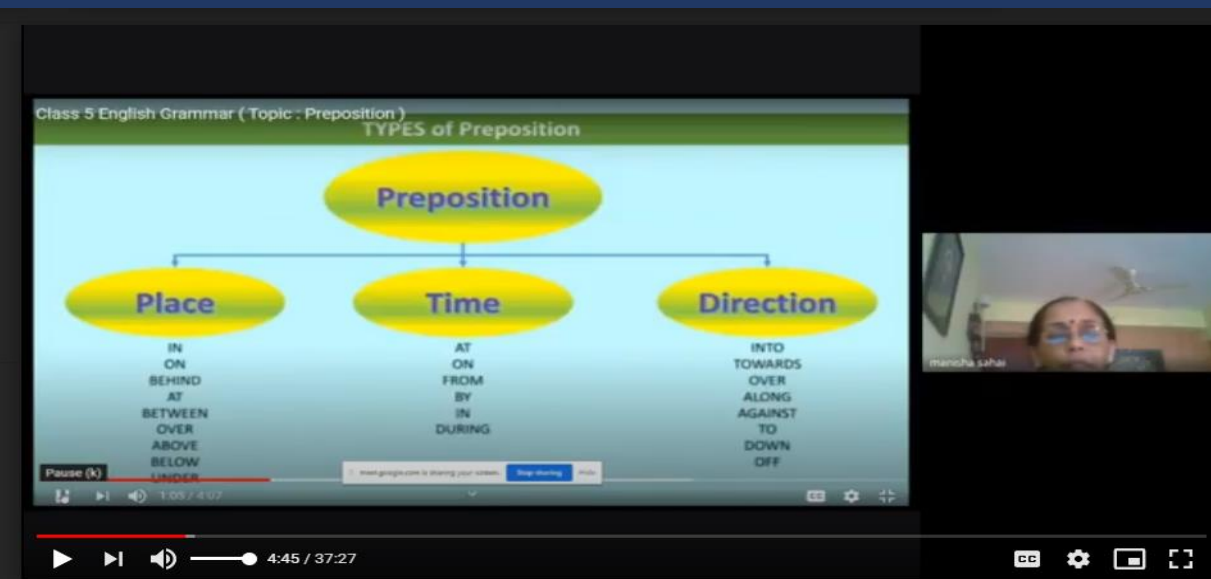
At the top of the video frame, there is a diagram of a sailboat on water. A dashed line represents the water surface. Above the line, an upward-pointing arrow is labeled "Above the keel". Below the line, a downward-pointing arrow is labeled "Below the keel".

At the bottom of the video frame, there is a Windows taskbar showing the time as 12:29 PM on 11/20/2020. A video player control bar at the very bottom shows a play button, a progress bar at 19:18 / 25:31, and other standard controls.





Students of class 5 were introduced to the concept of prepositions. Based on the topic related videos were shown to the students and the concept was explained through a ppt. This was followed by related written task in the notebook and worksheets were solved. During the class the poem of the month was also revised.



# WEBINAR ON MEMORY MASTER.

On Saturday, 21st November 2020, Pragyan School conducted a webinar on NLP ( Neuro- Linguistic Programming) an approach that helps us to sharpen our memory and also improve ones communication skills. The resource person for the webinar was Ms Silky Sharma, the president of Empowering Skill Foundation. Through an informative PPT, the resource person demonstrated effective techniques for children to enhance their brain power and strengthen learning skills in academics. Ms Silky displayed an interactive and interesting strategy for children to sharpen their memory to learn word meanings and enhance vocabulary. For this she demonstrated the Law of Memory wherein the technique of identification, association, imagination and ridiculous thinking enables enriching of ones word power. The webinar was attended by the students and parent body of classes 3-5. The school Headmistress, Ms Divya Kapoor and the faculty members of classes 3- 5 were also part of the webinar.

