



**TIMES  
SCHOOL SURVEY  
2019**  
**Ranked No. 1**  
as school leaders in Greater  
Noida by the Times of India  
Survey 2019



**PRAGYAN  
SCHOOL**

# WEEKLY CIRCULAR PRIMARY

29<sup>th</sup> DECEMBER 2022  
(CIR/PS/78/2022-23)



Students of class 3 revised the lesson Kangaroo and did the make sentences and the questions and answers too. They were introduced to the poem of the month 'Mr. Nobody'. They even revised Articles and Punctuations, and did related exercises. They wrote a paragraph on 'The Greatest Gift I've Ever Received'. The revision of Homophones was followed by written work. The students enjoyed doing an activity, wherein they pasted the pictures of a kangaroo and wrote 5 interesting facts about them.

### Collins Workbook-Pg. 73B-Punctuation

yuvraj and his brother rajveer wanted to go for a picnic on sunday with their friends rohan nikhil and karan their mother decided to pack sandwiches pastries fruits sweets and a bottle of juice the boys were very happy and thanked their mother for the picnic hamper



# हिन्दी

Students of class 3 completed the chapter, Holi Masti v Harshollash ka Tyohar and did shabd-arth, question answers and other exercises of this lesson. They also completed new words of the month in their hindi notebook.

जनवरी माह कविता - शकार संक्राति

देखो मकर संक्रान्ति आया,  
ठंडा-ठंडा दिन है साया।  
गुड़, तिल और मूंगफली का,  
मीठा-मीठा स्वाद बखाया।

ठंटी-ठंटी हवा चली है,  
और ठंडा ठंडा धानी है।  
ठंडा-ठंडा मौसम साया,  
काँप रही धरती धानी है।

ठंडा-ठंडा आसमान है,  
ठंडे दिखते हैं पौधे-सारे।  
उड़ा पतंग मीनार हमारे,  
खुश हो जाते बच्चे सारे।

जनवरी माह क कौठन शब्द ह्रासो : मस्ता व हघाल्तास का ज्वाहार

१.	धार्मिक	११.	काया
२.	फाल्गुन	१२.	स्वास्थ्य
३.	पूर्णिमा	१३.	गुलाल
४.	अहंकार	१४.	झगड़े
५.	पुत्र	१५.	गुब्बारे
६.	अग्नि	१६.	क्रोध
७.	होलिका	१७.	स्थान
८.	जीवित	१८.	बीमारियों
९.	सहलहाती	१९.	रंगों
१०.	लकड़ियों	२०.	परिक्रमा

You're presenting to everyone Presentation audio Stop presenting

प्र०- प्रहलाद की बुआ को क्या वरदान मिला था?  
उत्तर - प्रहलाद की बुआ को अग्नि-रोधक शाल का वरदान मिला था।

प्र०- कौन से फूल का रंग हमें कई बीमारियों से बचाता है?  
उत्तर - द्राक के फूलों का रंग हमें कई बीमारियों से बचाता है।

Beha Talwar, Hritika Malik, Anshika, Anshika, Chitra Adikari, Shivani Kapoor, 10 others



# ENVIRONMENTAL SCIENCE

Class 3 students were introduced to the new chapter L-9: Important Cities of India in which they were taught about New Delhi. The students were thrilled to learn and explore the culture, tourist attractions of this city. They enjoyed watching videos and ppt related to the topics taught. Students also talked about the famous things of New Delhi. Oral evaluation of the topics taught was also done in the class to revise the concepts.

The screenshot shows a Zoom meeting interface. The main window displays a presentation slide titled "Culture of Delhi:" with the following bullet points:

- People belonging to various regions and religions speak different languages and wear different dresses live harmoniously in this city.
- They are called **Delhites**.
- Various festivals are celebrated here with enthusiasm.
- Delhi truly represents the diverse cultures of India.

Below the slide, there is another slide titled "Cremation grounds (Samadhis) of Important leaders in New Delhi" with the text: "Many important leaders were cremated in Delhi. Their samadhis (cremation grounds) are known by different names." It features three images of samadhis with the following labels:

- Veer Bhoomi**: Late Rajiv Gandhi, 6<sup>th</sup> Prime Minister of India.
- Shakti Sthal**: 3<sup>rd</sup> Prime Minister of India, Late **Indira Gandhi**.
- Shanti Van**: The first Prime Minister of India, Late Pandit **Jawaharlal Nehru**.

The Zoom interface includes a top bar with "You're presenting to everyone" and "Presentation audio" options. A vertical sidebar on the right shows a list of participants, including "K", "Kamini Tabin", and "10 others". The bottom of the screen shows a grid of 12 video feeds, with some participants muted or off-camera. The time displayed is 11:33 AM for the top section and 12:30 PM for the bottom section, with the meeting name "Class 3A\_EVS" and "Class 3B\_EVS" respectively.



# हिन्दी

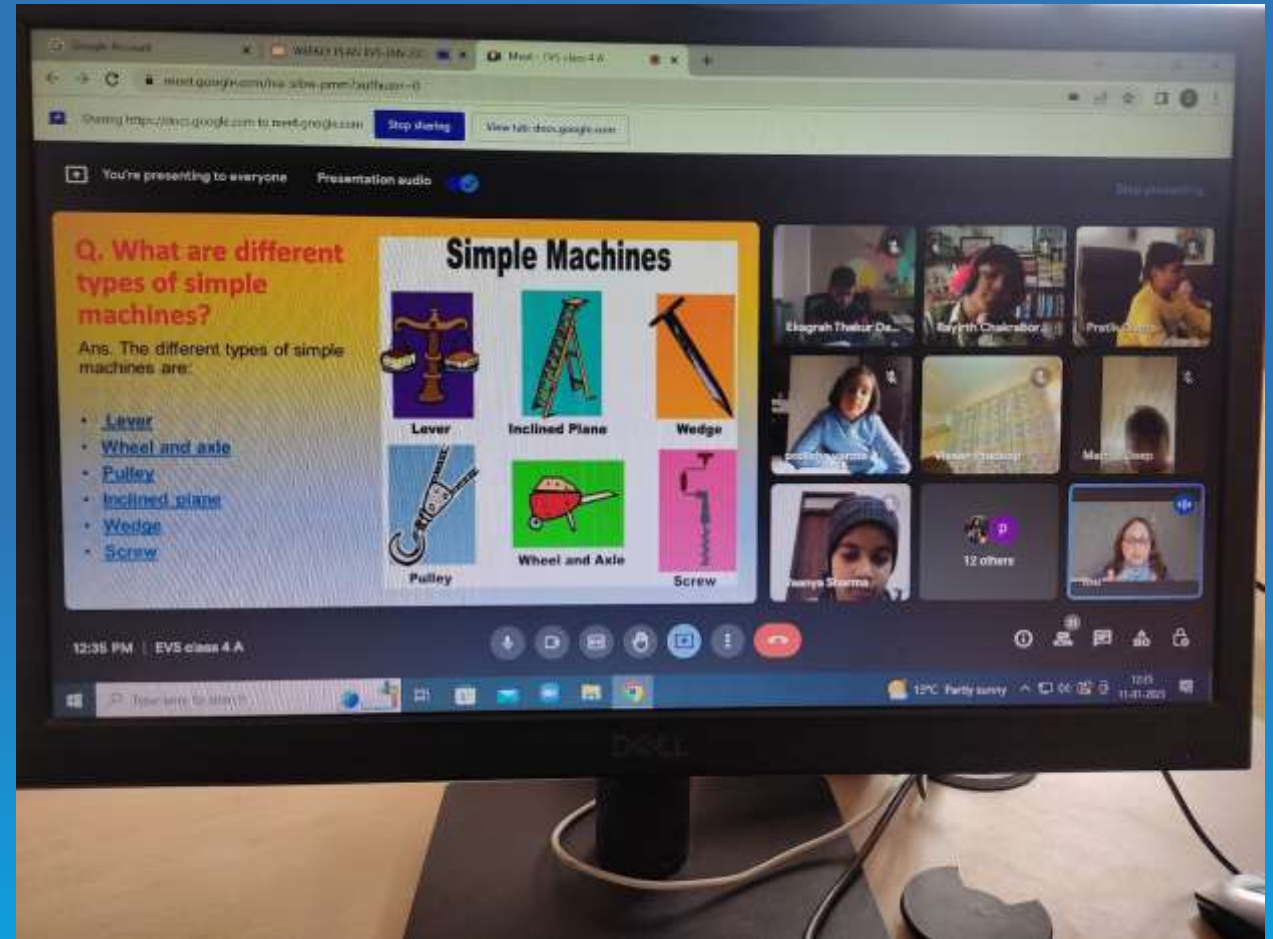
Students of class 4 completed the new words and Hindi poem of January. They read the lesson, "Puri Karo Samay Ki Maang" and did the new words, word-meanings and question-answers of this chapter. They also revised the poem of December month.





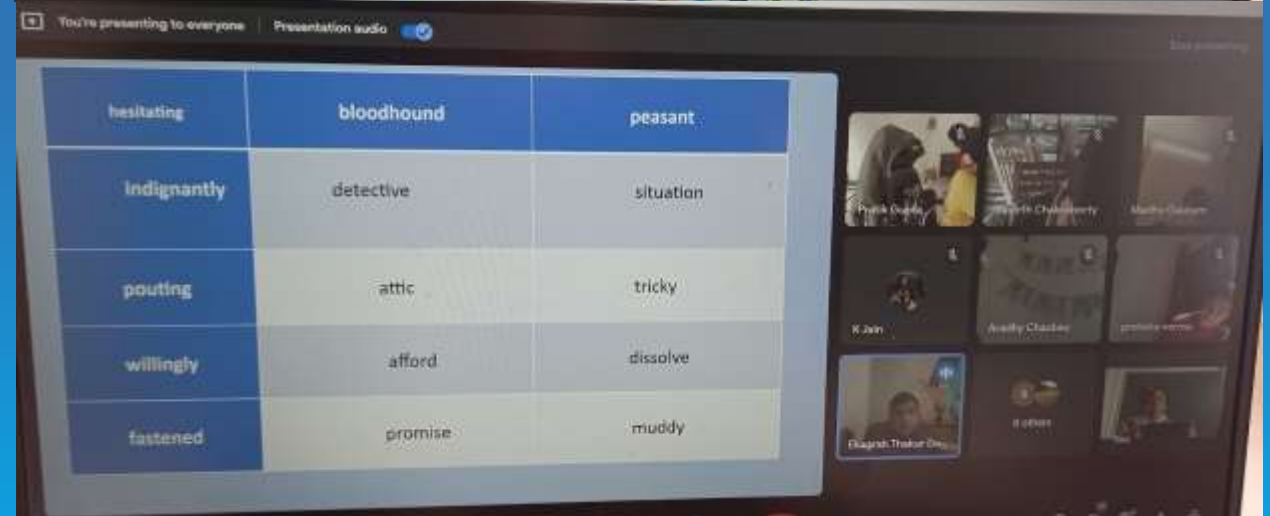
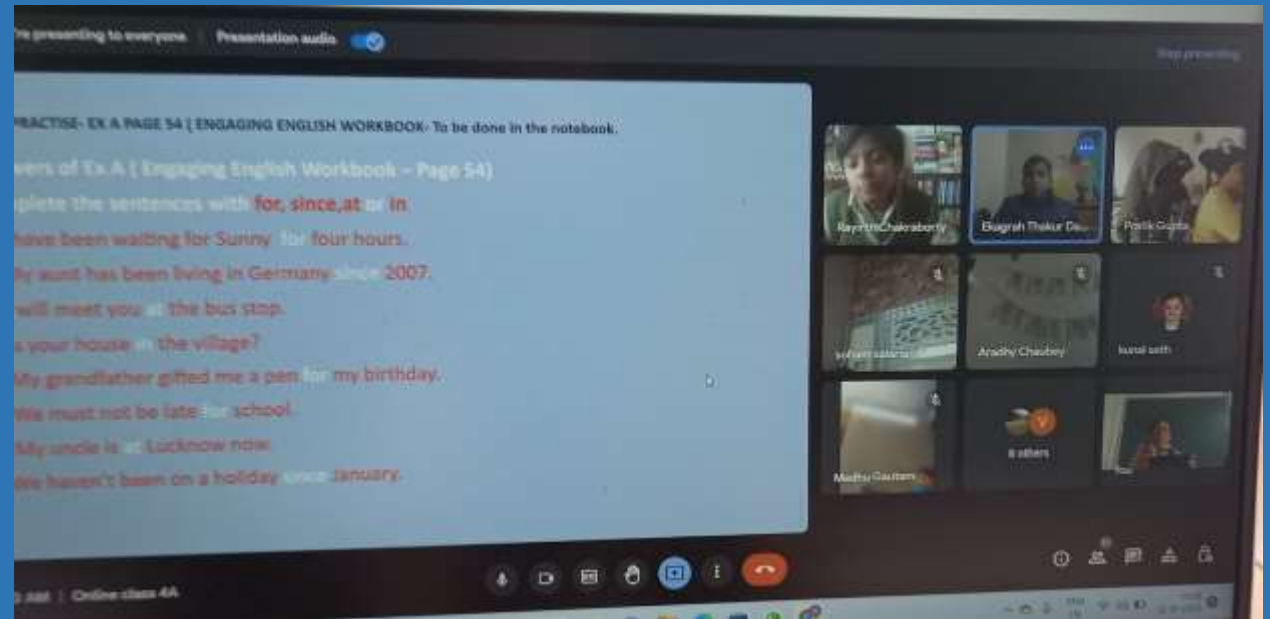
# ENVIRONMENTAL SCIENCE

Grade 4 students studied the chapter Force, Work and Energy in which they studied about the force, its effects and different types of forces. They also studied about the simple machines and classification of simple machines and their uses in our day to day life. Videos and ppt related to the topics were shown to the students which helped them to understand the concepts in a better way.





Students of class 4 were introduced to the poem of the month. New words of the month were explained. Students did written tasks of lesson How the Leopard Got His Spots. The concept of prepositions was strengthened through related PPT and worksheets were solved.





Students of class 5 were introduced to the new words and poem of the month of January this week. They were introduced to the lesson, Rain in the Hills(poem). In grammar, they learnt the concept of Adverbs. They also did a few worksheets based on this topic.

12:30 PM | ENG 5D

**NEW WORDS OF THE MONTH - JANUARY**

slender	murky	serpentine	shillings	indifferently
drizzle	menacing	gorge	catalogue	heaved
breathtaking	trundles	ravine	accountancy	feathering
heady	festering	auctioned	gavel	placidly
cascading	enthalls	cherubs	freckled	clamour
briskly	regretted	smudged	recommend	billowed
frenzied	twanging	souvenirs	inspiration	wane



# हिन्दी

Students of Class 5 studied word meanings, question answers, fill in the blanks, vilom shabd, from the chapter “Sampuran Sundarta”. They studied “Shudh ashudh shabd, pratayay , upsard and Vakya” from Karya Patrika. They also learnt poem and new words of the month. Students also did creative writing on the topic - “Parishram ka mahatv”.





# ENVIRONMENTAL SCIENCE

The students of grade 5 were introduced to the contribution and incredible work of some great social reformers of India with the introduction of L-14: Religious and Social Reformers. The contribution of Raja Ram Mohan Roy and Swami Dayanand Saraswati in shaping the modern society was discussed in detail. Social evils like Sati, Untouchability, Child marriage, Caste system was also a part of the discussion. Videos related to the life story of these reformers were also shown to strengthen the understanding of the students. Along with this revision of previous concepts were also done.

**L-14: Religious and Social Reformers**

**Raja Ram Mohan Roy**

- He studied various languages including Persian, Arabic, Sanskrit and English.
- He published his first book **Tuhfat-ul-Mohibbin** in 1803, in which he stated that all religions preached the worship of one god.
- He strongly criticised idol worship and meaningless religious rituals.
- He was against the barriers of caste divisions and social evils, such as sati, and propagated widow remarriage.
- As a result, **the British Government passed a law abolishing sati in 1829.**



**L-14: Religious and Social Reformers**

**Raja Ram Mohan Roy**

Raja Ram Mohan Roy Fought And Stood Up Alone For Women Rights

- He wanted Indian society to move away from superstitious rituals to a more rational worldview.
- He started the **Brahmo Samaj** in an attempt to change then society's excessive dependence on religious rituals.
- He demanded that women be given the right of inheritance and property.
- Raja Ram Mohan Roy had very liberal views on education for girls and hence **opened various schools for them. He was regarded as the father of the Indian Renaissance.**



The image shows two screenshots from a video lecture. The top screenshot displays a slide about Raja Ram Mohan Roy, highlighting his study of multiple languages, his book 'Tuhfat-ul-Mohibbin', his criticism of idol worship, his opposition to caste divisions and social evils like sati, and the resulting British law abolishing sati in 1829. It includes a portrait of him and an illustration of a public execution. The bottom screenshot shows another slide about Raja Ram Mohan Roy, focusing on his goal of moving Indian society to a more rational worldview, his founding of the Brahmo Samaj to reduce religious dependence, his demand for women's inheritance rights, and his liberal views on girls' education, earning him the title 'father of the Indian Renaissance'. It features two portraits of him. Both slides are part of a video lecture titled 'L-14: Religious and Social Reformers', with a grid of student video feeds visible on the right side of each slide.

# ART & CRAFT (3-4)



Quilling is an art form that involves the use of strips of paper that are rolled, shaped, and glued together to create decorative designs. Students of classes 3 & 4 were taught the quilling art. They practiced for their inter class activity too.



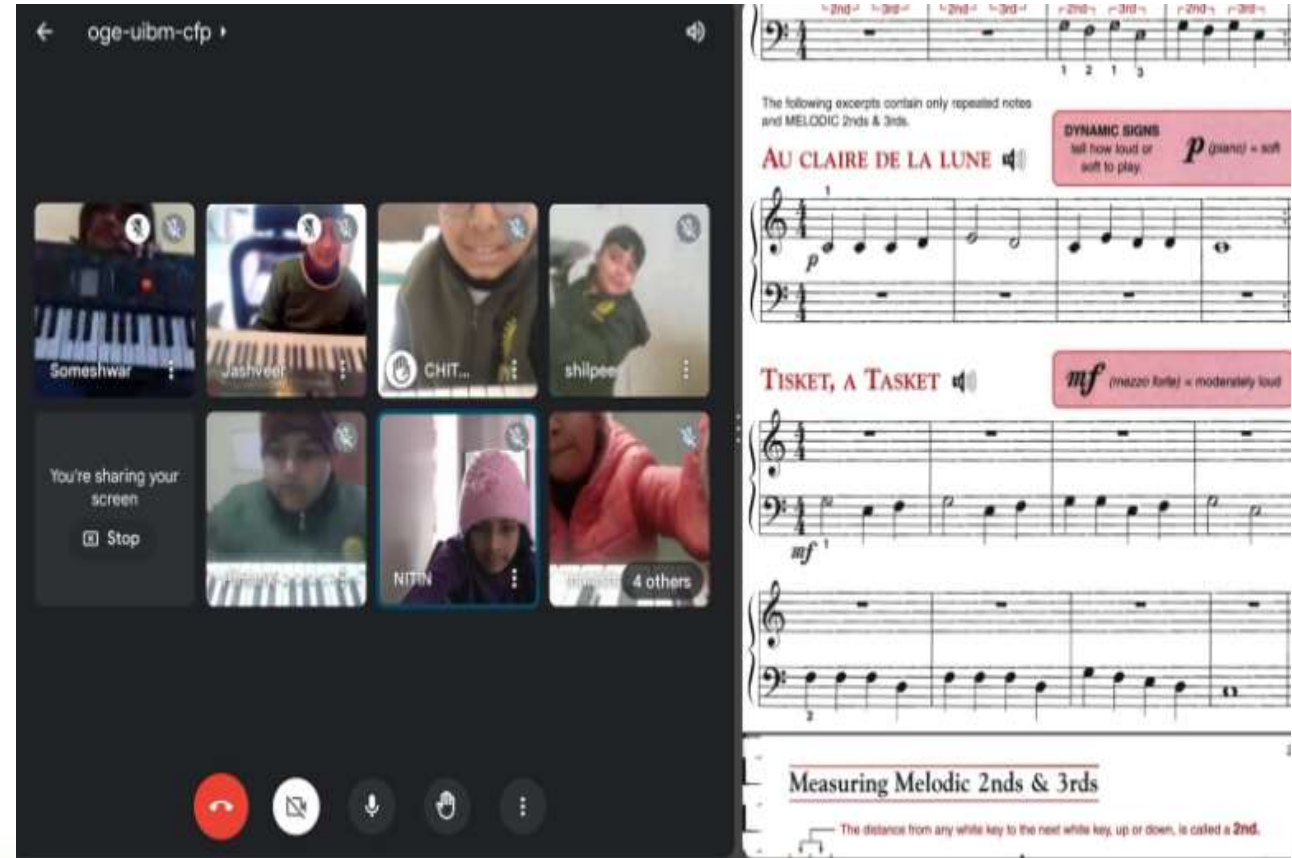
# VOCAL MUSIC (CLASS 3)



Students of class 3rd learnt the patriotic song, Sare Jahan se achcha... and enjoyed the class.

# INSTRUMENTAL MUSIC (3-5)

New year comes with new beginnings and a lot of excitement. Students of grade 3rd to 5th practiced Staff music sheets and practiced C major scale.



The image shows a Zoom meeting interface with a grid of video thumbnails. Several students are visible, some with their hands on keyboards. A 'You're sharing your screen' notification is present. The shared screen displays musical notation for 'AU CLAIRE DE LA LUNE' and 'TISKET, A TASKET'. A legend defines dynamic signs: *p* (piano) = soft and *mf* (mezzo forte) = moderately loud. Below the notation, a section titled 'Measuring Melodic 2nds & 3rds' explains that the distance between adjacent white keys is a 2nd.

← oge-uibm-cfp →

Someshwar Jashveer CHIT... shilpee

You're sharing your screen  
Stop

NITIN 4 others

← 2nd ← 3rd ← 2nd ← 3rd ← 2nd ← 3rd ← 2nd ← 3rd  
1 2 1 3

The following excerpts contain only repeated notes and MELODIC 2nds & 3rds.


**AU CLAIRE DE LA LUNE** *p* (*piano*) = soft

**TISKET, A TASKET** *mf* (*mezzo forte*) = moderately loud

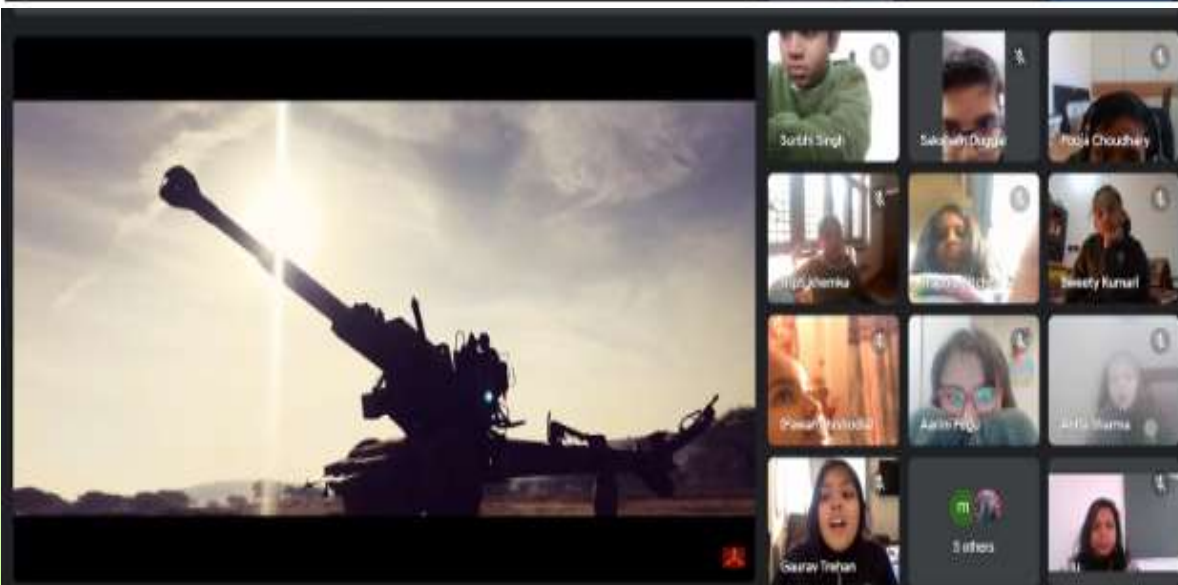
**Measuring Melodic 2nds & 3rds**  
The distance from any white key to the next white key, up or down, is called a **2nd**.

# COMPUTER (3-5)

Students of Class 3 learned about login to Canva. They also made greetings in Canva. Students of Grade 4 learnt the main components of Scratch and also made games in Scratch. Students of Grade 5 were taught about the Repeat Command and to make games in Scratch. They have also made few animations in Scratch.



# CLASS TEACHER PERIOD



Students of classes 3-5 had theme-based Enrichment periods on Monday, Tuesday and Thursday. The topic for the Circle Time on Monday was on the Importance of Courage and Bravery. Tuesday's Value Education was on Self-Reliance and Leadership. It was shared with the students that why is it important to be a good leader and why we need to be responsible. Related ppts and videos were shown too. Post session, the students shared incidents, wherein, they received encouragement or compliment. The General Awareness session on Thursday was on Indian Army Day.

# WEBINAR ON CHILD PROTECTION POLICY

Ms. Rajni Krishna attended a webinar, organised by Right Side Story on Child Protection Policy Session for schools on 10th January 2023. This webinar was facilitated by Ms. Namrata Mishra, a POCSO Lawyer and legal expert and by Ms. Shika Agnihotri, founder of Right side story. They spoke about child protection policy, its importance and how to evaluate our current Policy.

The screenshot shows a Zoom webinar interface. At the top, there is a gallery view of several participants. The main content area is split into two slides. The left slide features a blue header with the text 'CHILD PROTECTION POLICY' and a subtitle 'A LEGIT STEP TO IMPROVE CHILD SAFETY SCENARIO IN INDIA'. The right slide is titled 'WHAT IS A CHILD PROTECTION POLICY?' and includes a list of bullet points: 'Policy Document which defines the behaviours and actions that constitute child abuse' and 'Strategic SDPs, Policies & Forms, guidelines for reporting and redressal'. Two video thumbnails are visible on the right side of the screen, showing Ms. Shika Agnihotri and Ms. Namrata Mishra. The Zoom control bar at the bottom includes options like 'Stop Video', 'Mute', 'Chat', 'Share Screen', 'Record', 'Reactions', 'Apps', and 'Whiteboards'.