



PRAGYAN
S C H O O L

WEEKLY CIRCULAR PRIMARY

22nd JANUARY 2021

(Cir/PS/40/2020-21)

NURSERY

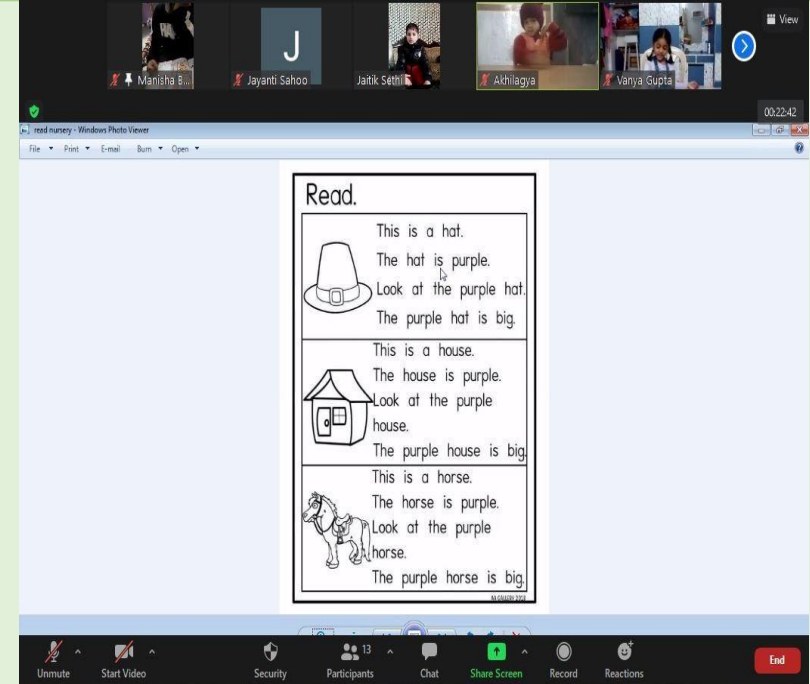


English- Revision of letters A- Z in English workbook and in note books.

Story ‘The grasshopper and ant’ was shown to the children.

Reading Scheme- A small paragraph based on ‘sight words’ was done in class.

Maths- Maths- Revision of pre- number concept and sequence writing 0-20 were done in the notebooks and in workbook.





Hindi- Introduction of vyanjan 'व' with the help of colouring the worksheets.

General Awareness- Seasons theme was introduced in the class where children got to know about the different types of seasons.

Art - Students enjoyed colouring different type of fishes in their art book

Dance- 'sharkdoo' dance was practised in the class.



N

Music- Children practised the song ‘Have you got the sunshine smile’ in the class.

U

R

EVS-‘Ostrich’ was introduced where children gathered some fun facts about it.

S

E

Fitness- Legs strengthening drills like zig zag running, sideways zig zag running, single leg running, open leg hop, open & close hop, double leg hop, sideward hop, double leg side hop were done in the class.

R

y



REDMI NOTE 8
AI QUAD CAMERA

KINDERGARTEN



English- Students practiced writing sentences in their notebook. Introduction of 'ot' and 'od' family words were done in notebook and workbook.

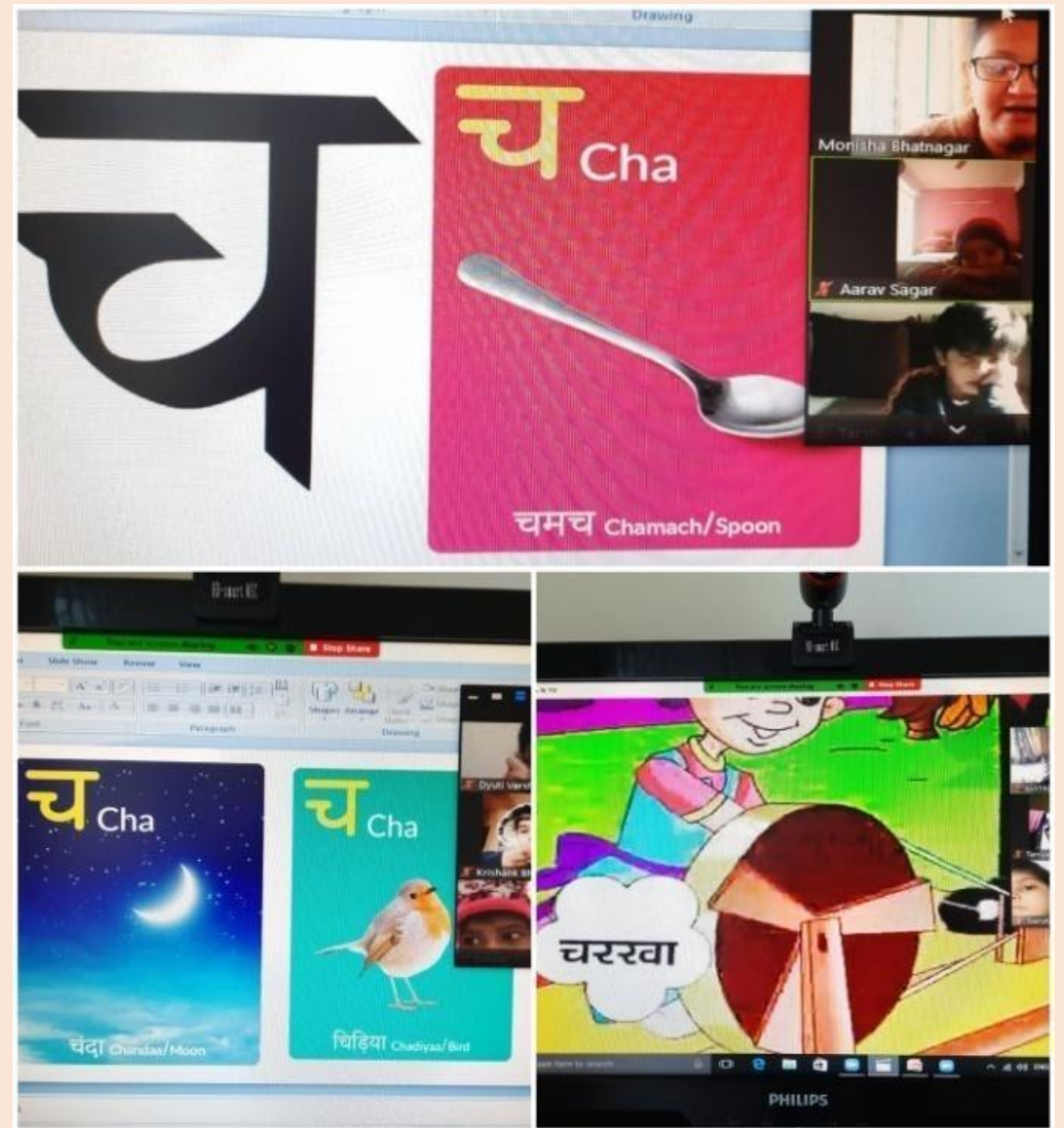
Reading Scheme – Students enjoyed reading the story 'A sub in the Tub' in the class.





Maths -Revision of simple addition and number name of 12 was done in the class. Written practice of 180-190 was done.

Hindi- Students of KG did revision of previously taught Vyanjans. Vyanjan ' च ' was introduced with the help of flash cards and related story. Written practice of vyanjan and simple sentences were also done in workbook and notebook .Dictation of three letters were given to students.




GA- summer and winter seasons was discussed in the class, students enjoyed colouring the pictures of seasons also.

EVS- Introduction of insects was done and students learnt few facts of honeybee like honeybee gather nectar from flowers and convert it into honey etc.

Art and craft -Students enjoyed colouring in Cow in their colouring book.

Music- Students enjoyed doing practice song "A smile is quite a funny thing" in the class .





It's amazing to see various things around us like - grasses, wind, stars, rainbows etc. Based on these wonderful creations, students of Class 1 were introduced with the poem of the month named **"I Wonder"** during their english class. Kids enjoyed learning the poem with voice modulation.

I Wonder

I wonder why the grass is green,
And why the wind is never seen?



Who taught the birds to build a nest,
And told the trees to take a rest?

O, when the moon is not quite round,
Where can the missing bit be found?

Who lights the stars, when they blow out,
And makes the lightning flash about?

Who paints the rainbow in the sky,
And hangs the fluffy clouds so high?

Why is it now, do you suppose,
That Dad won't tell me, if he knows?





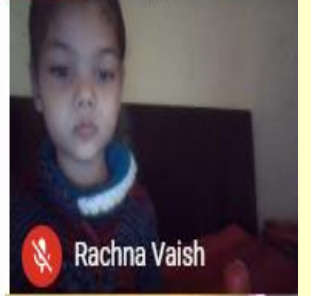

हिन्दी

Children of class 1 learnt 'अं की मात्रा' in their Hindi class. They all practiced reading the lesson based on the Matra and words of the month. A video portraying the words of Matra was also shown to them for better retention and recognition.

अं

देखो, समझो और पढ़ो-

अं	ब + ं = बं	झ + ं = झं
अंगूर	बंदर	झंडा
अंडा	बंद	झंकार






ENVIRONMENTAL SCIENCE

The Earth is not just our home planet, but the home to many animals. In continuation of the lesson 'Animals around us' class 1 children learnt about a new division of animal families. They were enlightened about the facts about birds and insects. It was an interactive session where children speak their hearts out and were sensitized not to hurt animals and maintain the principle of live and let live.

BIRDS AND INSECTS



Students of classes 1 A & 1 D enthusiastically drew an Indian Flag and they did paper tearing and pasting activity in it using coloured papers, some of them coloured the paper too their own. They enjoyed this activity done for Republic day.





Class 1D had their Stem Activity class on Wednesday (20/1/21) where kids learned to make water dispenser and balloon pump with the help of plastic bottle, straw and balloon.






Grade 1 VOCAL MUSIC CLASS



The students of grade 1B learnt the prayer song "Itni Shakti Hume Dena Data" with full enthusiasm and devotion.


Through this song the students prayed to God to always help them lead the right path and give them the knowledge to overcome the darkness in life.



EVENING VOCAL MUSIC CLASS

The students of class 1 practiced the Alankaar in their Evening Vocal Music Class. They also practiced the Saraswati Vandana " Hey Sharde Maa " with full devotion.





Students of class 2 D learnt to draw Indian Flag and they have done Finger painting in it using poster colours. They all enjoyed a lot of this activity done for Republic day.







Students of class-2 have started to learn a new concept- Money. Money plays a major role in our life. It is very important to manage our money and learn to deal with it. Students of class-2 are taught to use money with the help of activities, addition and subtraction.

Money (HOTS)


Zoya is shopping for toys. She has notes and coins with her in her purse. She has notes of Rs. 100, Rs. 10 and coins of Rs. 5 and Rs. 2. Help Zoya to find out how many of each of these notes or coins she must give to the shopkeeper to buy each of these toys.




Rs + Rs + Rs + Rs



Rs 130



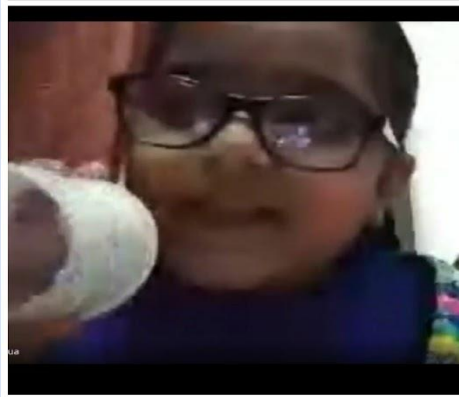

Rs 12



Rs 17

Rs + Rs

Rs + Rs + Rs



Science activities nurture the curiosity of the children. Introducing children to science at a young age assists in their brain development. Students of class 2 B had their STEM at home activity where they learnt to make a 'Projector'.

SPECIAL EVENING ART CLASS

Students of Special evening class enthusiastically did the artwork for Republic day. They learnt to make a 3-D wavy flag and made it beautifully.





Students of class 3 were introduced to prepositions in their regular English classes. Related videos and ppts were shown. Some written exercises were done too after the completion of the explanation. They continued with the prose 'The Land of Fib' and did make sentences with few of the new words. They even wrote the questions and answers based on the chapter. The students participated in a discussion on the moral values of telling the truth and helping others.

Zog's leg. 'There,' he said. 'Now the wound will close and heal easily.'

The doctor was not happy. He did not like interruptions either. But because John was a guest, the doctor had to let him do as he pleased.

All this time, John was repairing his ship. He even helped the weatherman with his work and the President with his appearance. He did it by simply speaking the truth. The people of Fib were very happy. Their lives were getting better and they understood that it was because John spoke the truth. So, they decided to speak the truth as well.

John repaired his ship in a few months. All the people of Fib came to bid him goodbye. There was the President, who was wearing only

Swati

COLLINS Comprehension (Pg. 116)

1. The spaceship was repaired after a few months. (6)
2. A few days later, Zog skinned his knee. (5)
3. Astronaut John said that it would rain. (3)
4. Astronaut John's spaceship crashed on the planet of Fib. (1)
5. Many citizens of Fib carried their umbrellas to work. (4)
6. Astronaut John met the President of Fib. (2)

25:57 / 38:52

Swati

PRAGYAN SCHOOL



ART CLASS

Students of class 3 D enjoyed painting for Republic day on the topic “Indian Flag over the sky.” They showed their imagination through these paintings and made it colourful.





हिन्दी



विराम चिह्न

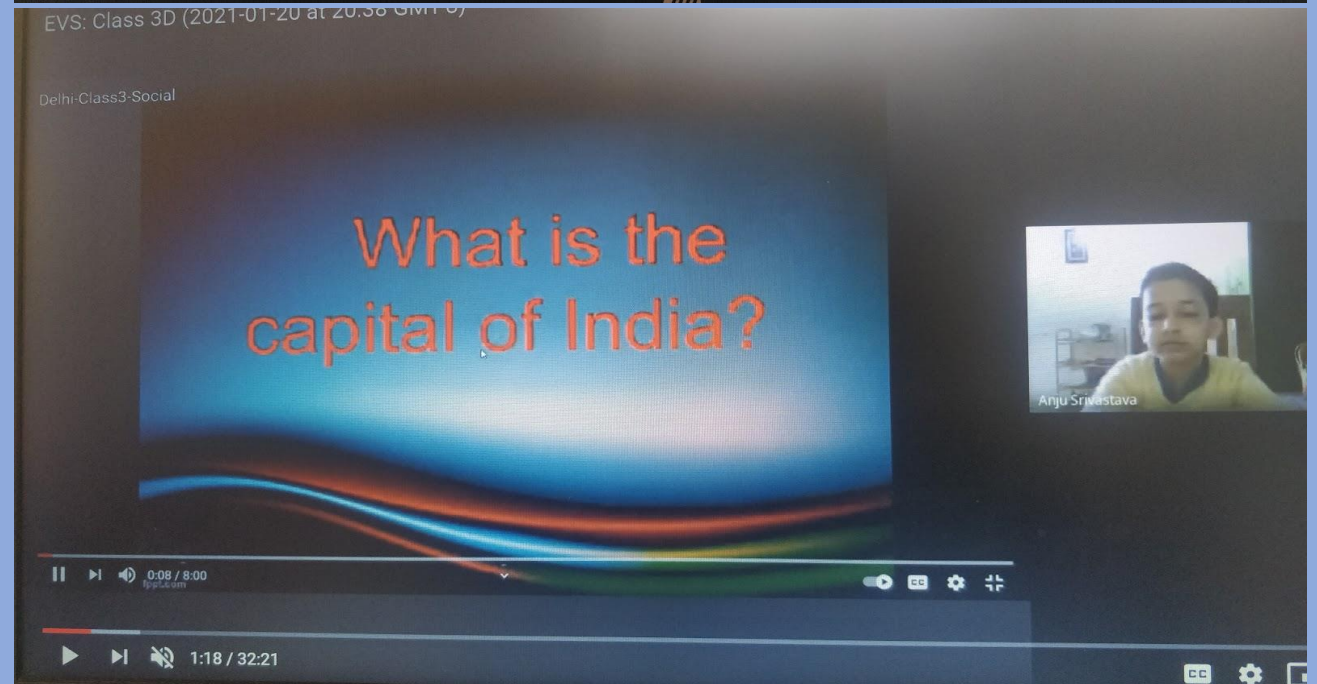
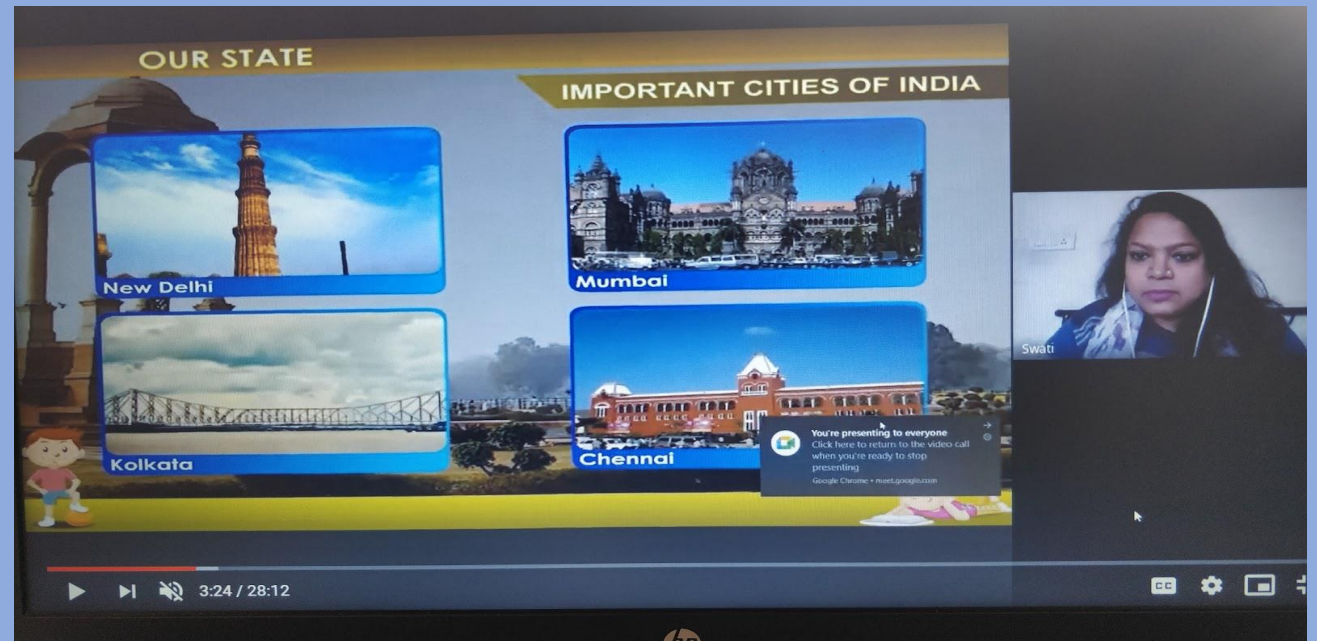
विराम का अर्थ है-रुकना या ठहरना। हम अपने भावों व विचारों को व्यक्त करते समय वाक्य के अन्त में या कभी-कभी बीच में रुकते हैं, इसे ही विराम कहते हैं।

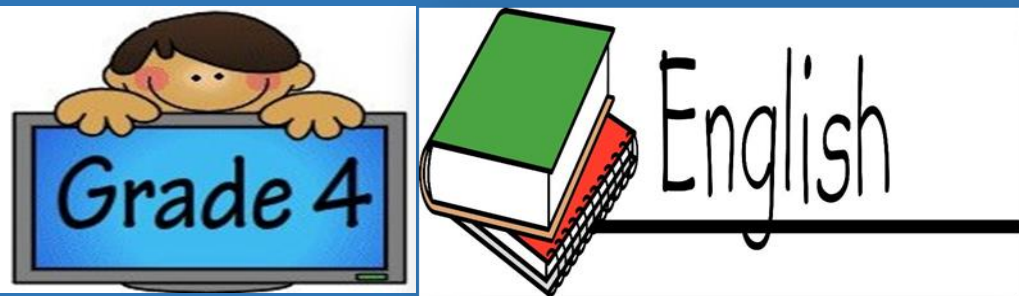
Students of class 3 were introduced to - “VAKYANSH KE LIYE EK SHABD” and “VIRAAM CHIHN”. They were shown a powerpoint for quick reference. They also did written work in the workbook.





Students of class 3 have started with the chapter 'Important Cities of India' in their regular EVS online sessions. They learnt about the metro cities New Delhi and Mumbai, their geographical features, climate, industries and the major tourist attractions of these cities too. Related videos and ppts were shared too. The students even shared their experiences in some of these major tourist attractions.





Students of class 4 were introduced to the concept of similes. They were shown a video and a ppt to have clarity in the concept. They did an exercise based on this in their notebook. They also revised the concept of tenses. In the revision class, the topic of conjunction was revised.

A screenshot of a video lesson. The main part of the screen shows a PowerPoint slide with an orange background and a white box containing the following text:

SIMPLE PRESENT TENSE

- Subject + Verbi + Object
- Expresses a general truth or an action that is occurring now
Eg : The sun rises from the east.
- Expresses an action that occurs regularly or habitually
Eg : She goes to the school regularly.

On the right side of the video, there is a small inset window showing a woman with dark hair, identified as "Neehu Jha". Below the main video, there is a video player interface with a red progress bar and a timestamp of 13:38 / 21:30. At the bottom right, there are icons for closed captions, settings, and full screen.

A screenshot of a video lesson. The main part of the screen shows a PowerPoint slide with an orange background and a white box containing the following text:

Let's Practice - Tenses
Complete the following sentences using appropriate tense forms.

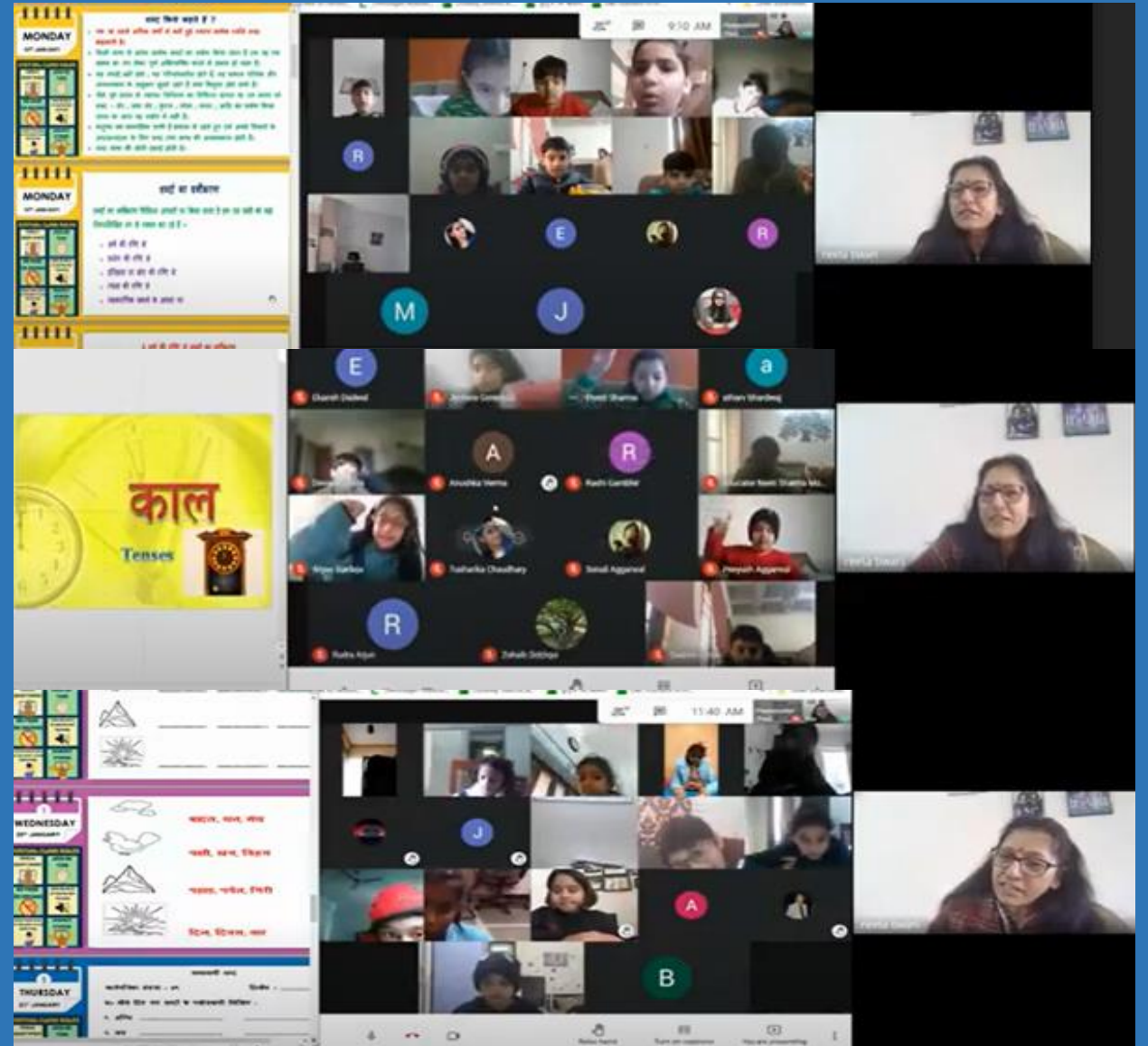
1. My father for a brisk walk in the evening.
go goes is going
2. We for Singapore next Monday.
leave are leaving have left
3. I all my problems.
Solve have solved have solving
4. We here for four years.
are living have lived live
5. I a letter to my sister.
write am writing writing
6. He his breakfast when I reached his place.
was having is having has
7. We him before.
never saw have never seen are never seen
8. I the minister last week.
meet am meeting met

On the right side of the video, there is a small inset window showing a woman with glasses and dark hair, identified as "Khyati Bardeja". Below the main video, there is a video player interface with a red progress bar and a timestamp of 13:38 / 21:30. At the bottom right, there are icons for closed captions, settings, and full screen.



हिन्दी

Students of class 4 studied “Paryayvachi” in their Hindi class. They also revised other grammar topics - “Sangya, Sarvanam, Visheshan, Kriya and Kaal.”





ART CLASS



Students of classes 4 A, 4B & 4C enjoyed making beautiful and colourful drawings for Republic Day. They have shown Indian army in their artwork.





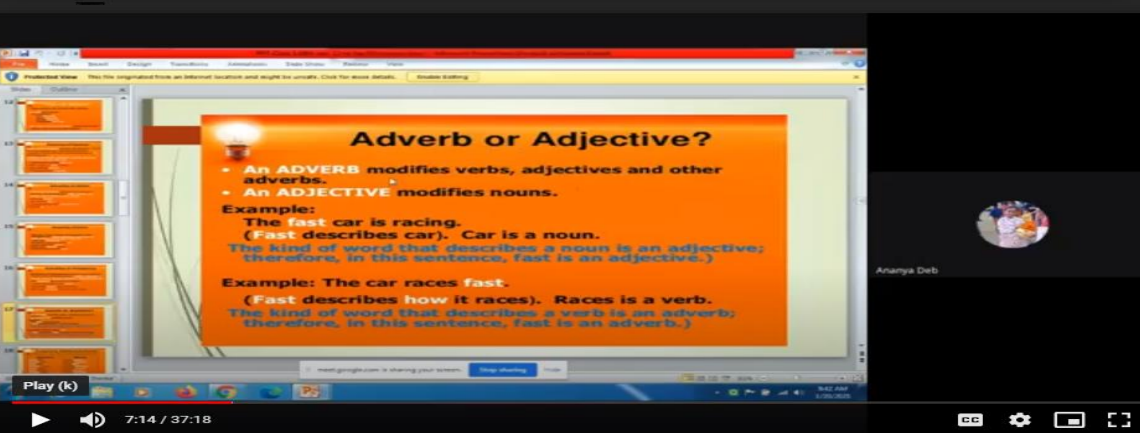
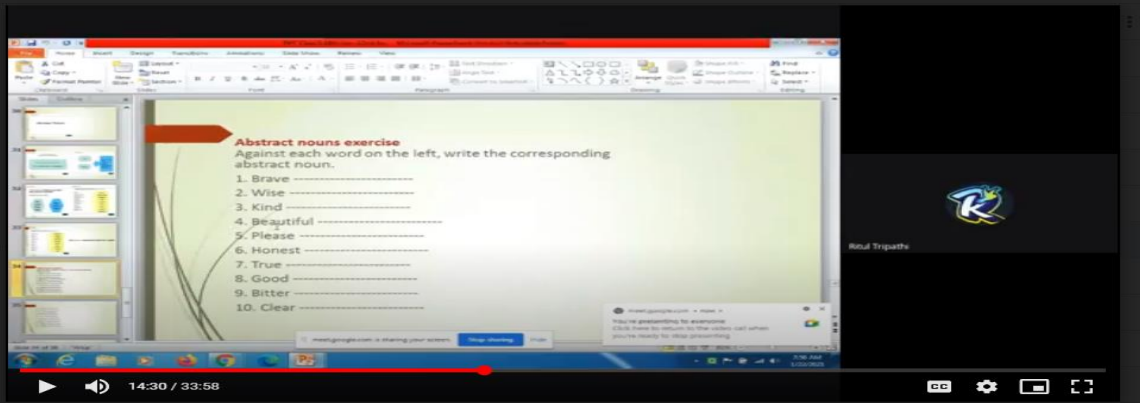
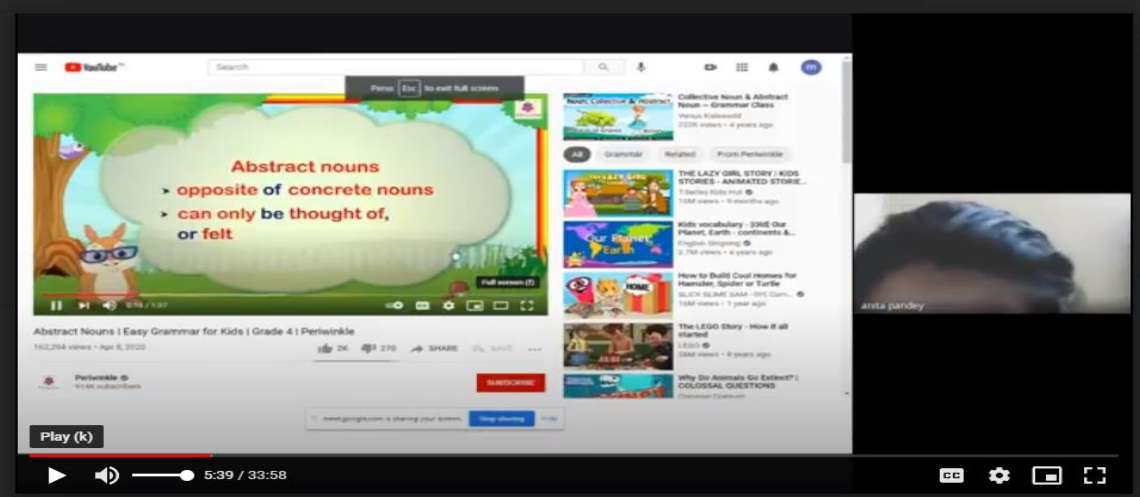
ENVIRONMENTAL SCIENCE

Students of class 4 made a first aid box and explained its use in the EVS class. They talked about the importance of safety in our lives and listed the things that can be kept in the first aid box. They also talked about the safety measures that should be taken while taking the medicines at home.





Students of class 5 were explained the concept of adverbs. They were shown videos and PPT to strengthen the concept. Related written tasks were done and worksheets were solved. During the week topic abstract nouns was also revised. In literature, written task was done from the lesson 'The Enchanted Shirt'.





हिन्दी

CLASS 5 चित्र वर्णन

चित्र को देखकर उसका अपने वाक्यों में कीजिए-




Students of class 5 studied “Chitra Varnan” in their Hindi revision class. They described the various images shown during the online classes, in their own words.



ENVIRONMENTAL SCIENCE



With the continuation of L-25: Energy, the students were introduced to the six categories of simple machines and their application in our daily lives. The description, uses and examples of inclined plane, lever, screw, wedge, pulley and wheel and axle was thoroughly discussed in the class. Videos related to the topic were also shown to strengthen the concept and recapitulate it. The components of a few complex machines like cork screw, can opener was also taken up for discussion. This was followed by writing of the difficult words and discussion on the objective and subjective questions related to the topic.

5A Online EVS Class (2021-01-14 at 22:38 GMT-8)

Home
Monday
Tuesday
Wednesday
Thursday
Friday
Useful Links
Archive
Notes

L-25: Energy

Simple Machines:

- Simple machines make work easier for us.
- Simple machines reduces the force to be applied.
- They allow us to overcome a force at one place by enabling the force to be applied elsewhere.
- There are six simple machines—inclined plane, lever, pulley, screw, wedge and the wheel and axle.
- Complicated or compound machines are a combination of two or more simple machines working together.


Mahariveta Mukherjee

Activate Windows
Go to Settings to activate Windows.

9:05 / 30:56



ART CLASS






Students of classes 5B & 5C enthusiastically made paintings for Republic Day. For this painting, they used different techniques like brush strokes, blow painting and spray painting using water colours






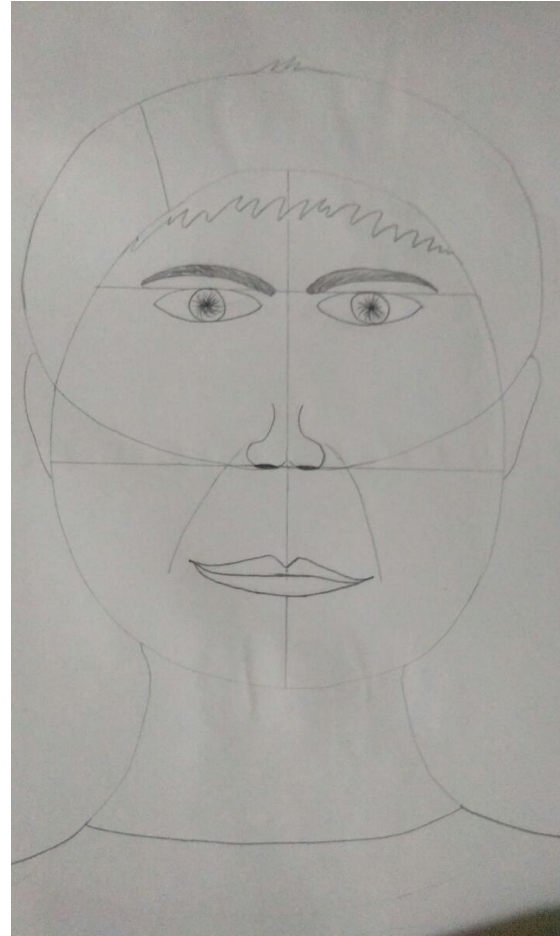
Math ACTIVITY



The students of class 5 enjoyed the flat layout activity, where the entire class designed their dream house on-grid sheet and later they calculate the perimeter of the same. (pictures are in page 1 & 2)

SPECIAL EVENING ART CLASS

Students of Special evening Art class 3-5 have made a basic drawing of a face. They have learnt face proportion and to draw features in the correct space in a face.





The fourth cycle of the Stem at Home Sessions initiated this week with the incorporation of various hand on experiments with easily available materials at home. Students of grades 3 to 5 had the opportunity to explore and perform live experiments like ‘Paper Gun’, ‘Punching Liquid’ and ‘Sound Creating Setup’ under the guidance of efficient trainers from the Stem Lab.

